

**Southern Illinois University
Department of Medicine, Division of Infectious Disease**

QI/QC Project for the care of HCV infected patients, 2006-2007

As a part of QI/QC activities, ID Division has taken measures to improve outpatient care of HCV and HIV infected patients. We have created two separate teams involved in the 2 projects. To monitor the care of HCV infected patients, the following performance indicators were selected in 2006. ID fellows and residents rotating through ID also participate in identifying these areas and in ensuring the goals are met.

Baseline data was collected in September 2006.
First follow up data was from Oct-Dec 2007.

Performance Indicators for HCV

1. Immunization documentation for HAV and HBV series (see **Figure 1**)

July - September 2006	:	57%
October - December 2006	:	60%
Goal	:	90%

2. Documentation of AFP (Alfa-fetoprotein) in patients with stage 3 or 4 disease (see **Figure 2**)

July - September 2006	:	83%
October - December 2006	:	75%
Goal	:	95%

3. Documentation of HCV RNA testing during treatment for genotype 1 (see **Figure 3**)

July - September 2006	:	100% at pretreatment, 24 wks and 48 wks 82% at 12 wks
October - December 2006	:	82% at 12 weeks
Goal	:	90% at 12 weeks visit

4. Maintain an up-to-date "Problem List" including allergies (see **Figure 4**)

July - September 2006	:	NA
October - December 2006	:	10%
Goal	:	50%

GRAPHS FOR HCV PERFORMANCE INDICATORS:

Figure -1.

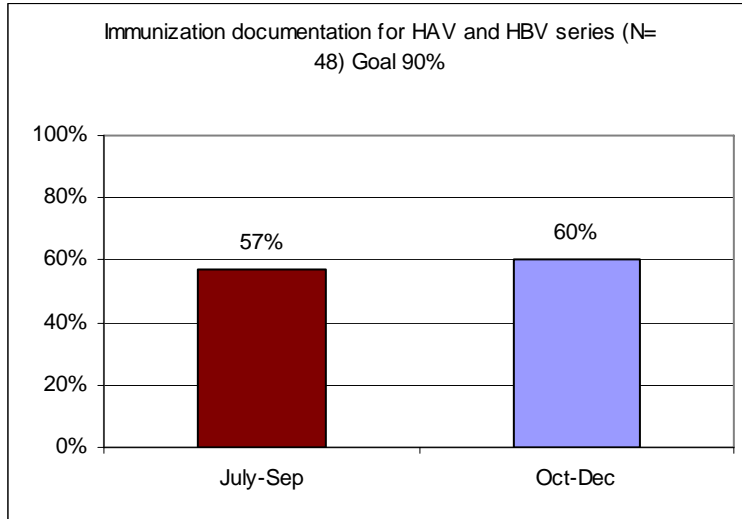


Figure-2.

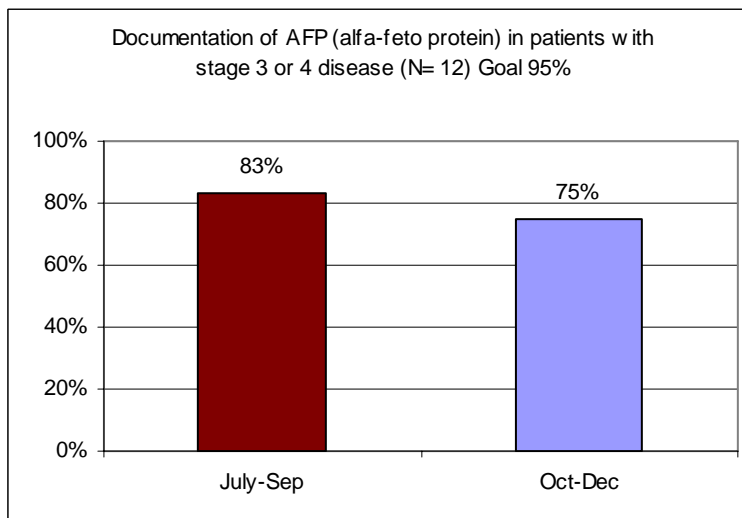


Figure-3.

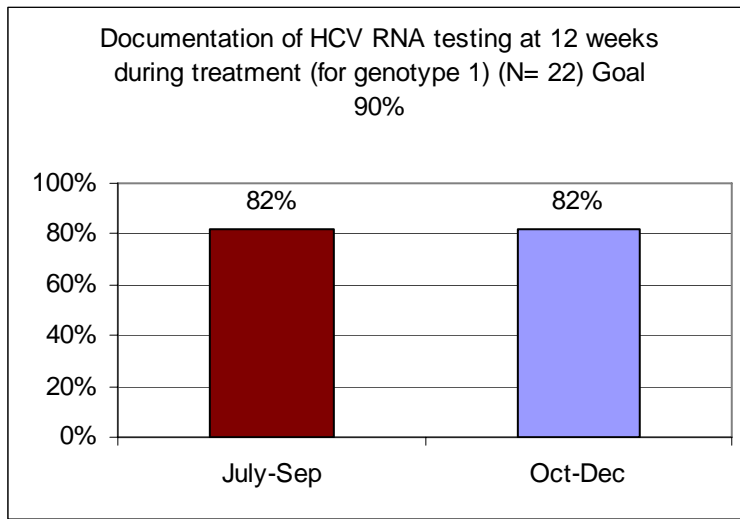


Figure -4.

