

Alumni Report



Data Current as of October 2019

**Prepared by
Office of Alumni Affairs**



SIU SCHOOL *of* MEDICINE



SIU SCHOOL
of **MEDICINE**
FORWARD. FOR YOU.

TO: Executive Committee
Alumni Society Board of Governors

FROM: Julie Robbs, MA
Director, Office of Alumni Affairs

DATE: November 25, 2019

RE: **Alumni Report 2019**

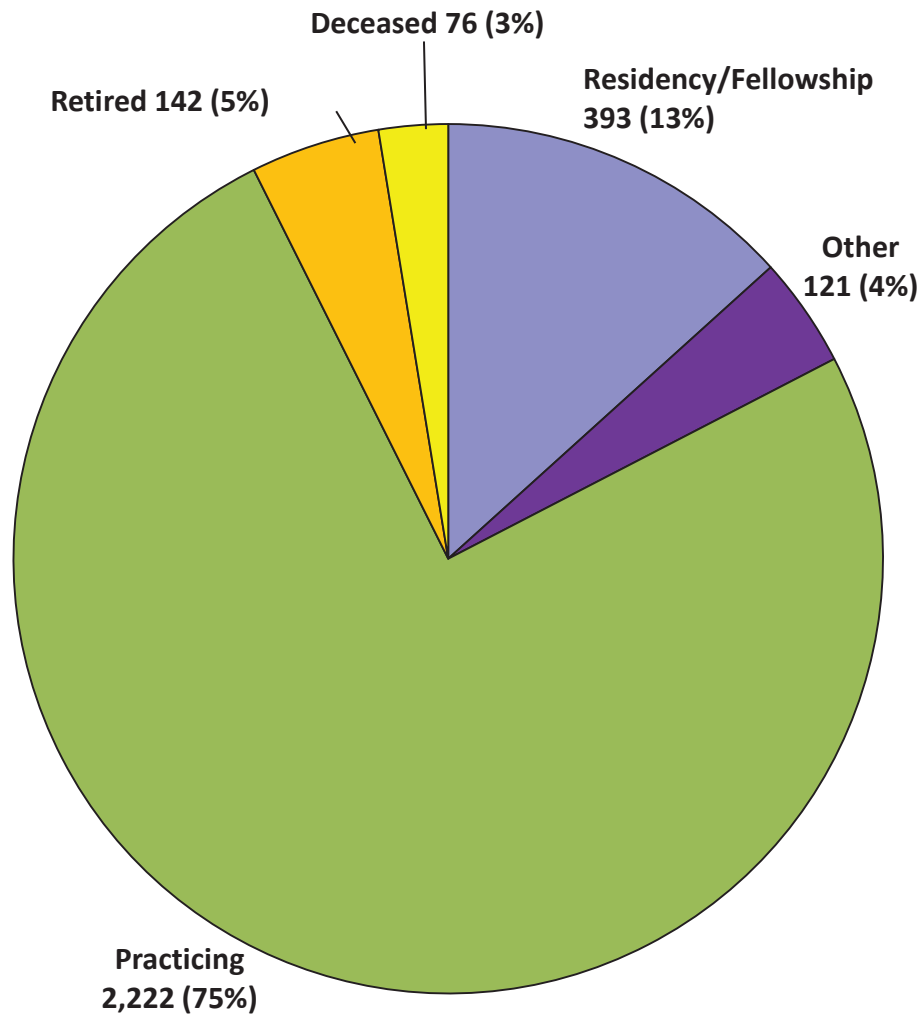
The Office of Alumni Affairs prepared the following 2019 Alumni Report that reflects selected characteristics of MD graduates of SIU School of Medicine. Throughout the years that this office has provided this report, the percentages have only slightly changed re: Current Specialty of Alumni in Practice. The data is current as of October 2019. Following are some highlights:

1. A total of 2,954 SOM MD students have graduated from the class of 1975 through the class of 2019. We have 2,878 living alumni; 76 deceased alumni (3%).
2. Of those alumni in practice (2,222), the specialties that have attracted the greatest numbers are Family Medicine (481/22%), Internal Medicine (422/19%), Surgery (271/12%) and Pediatrics (212/10%). I have provided a breakdown with the subspecialties.
3. Thirty-five percent of alumni in practice are in one of the primary care specialties of General Family Medicine, General Internal Medicine, General Pediatrics or Medicine/Pediatrics. A decrease of 3% since 2017.
4. Alumni are currently practicing in 48 states except Vermont and Wyoming. The largest number (923/42%; an increase of 13 since 2017) is practicing in 69 Illinois counties. We have 504 practicing in the 66 county SIU service areas. States with increases are CA, FL, GA, IN, MO, NC, PA and TN. States which decreased are AL, MN, MS, NE, TX, VA, WA and WY.
5.
 - 44 alumni retired since 2017 making a total of 142 retired alumni (an increase of 2%).
 - 1,779 (60%) male alumni and 1,175 (40%) female alumni; female graduates increased from 7 to 23 in the class of '79 and accounted for almost half of the class of '87 but dropped until the class of '94.
 - Oldest alum = 83yo; youngest = 24yo; average = 53.5yo
 - 12% are 65yo+ (increase of 4%); 24% are 55-64yo; 24% are 45-54yo; 23% are 35-44yo; 17% are 24-34yo.

If you have any questions about this report, please contact me by email or at (217) 545-7800.



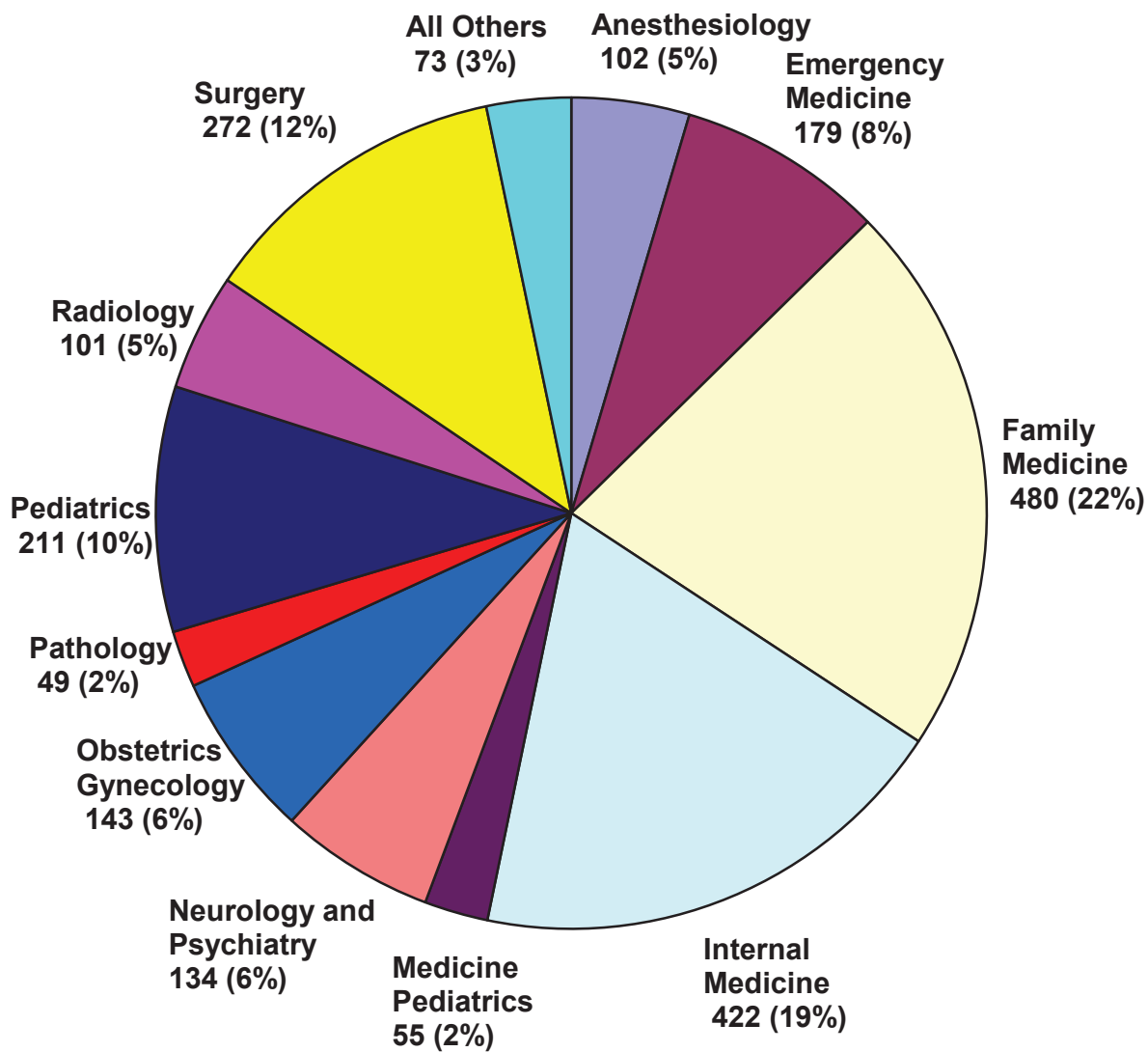
**Figure 1: CURRENT PROFESSIONAL STATUS OF ALUMNI
SIU SCHOOL OF MEDICINE
CLASSES 1975 - 2019**



Total: 2,954

This figure includes all MD graduates of the School of Medicine through the class of 2019. The "practicing" category is comprised of those in private, academic, military or administrative practice. The "other" category includes those not in practice, research, sabbatical or for whom no practice status information was available.

**Figure 2: CURRENT SPECIALTY OF ALUMNI IN PRACTICE
SIU SCHOOL OF MEDICINE
CLASSES OF 1975 - 2016**



Total: 2,222

DISCIPLINE SUBSPECIALTIES OF PRACTICING ALUMNI

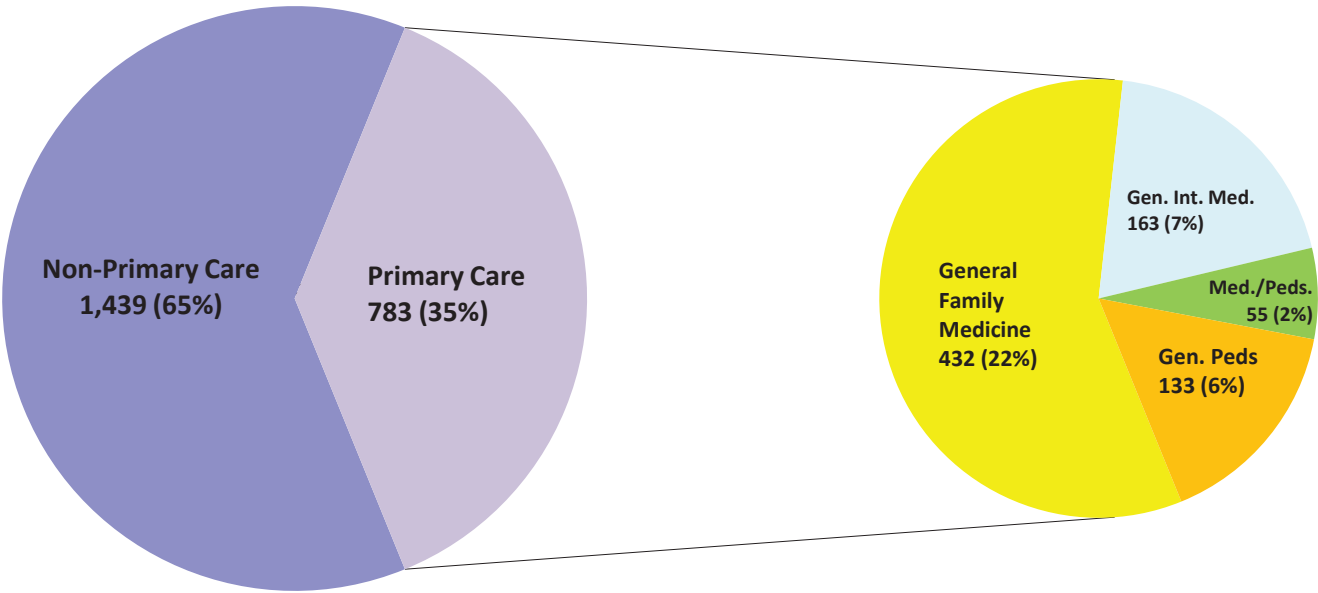
| Anesthesiology | | Internal Medicine/Pediatrics | |
|------------------------------------|-----|--|-----|
| Critical Care | 5 | Internal Medicine/Pediatrics | 55 |
| Pain Medicine | 12 | | |
| Pediatric | 5 | Neurology & Psychiatry | |
| Hospice and Palliative Medicine | 1 | Child Neurology | 6 |
| General | 79 | Clinic Neurophysiology | 2 |
| Total | 102 | Neuro Critical Care | 1 |
| | | Neuro Sleep Medicine | 2 |
| Emergency Medicine | | Neuro Physical Medicine & Rehab | 2 |
| Medical Toxicology | 1 | Neurology General | 10 |
| Pediatric | 2 | Child & Adolescent Psych | 17 |
| Emergency Medical Services | 1 | Forensic Psych | 1 |
| General | 175 | Geriatric Psych | 4 |
| Total | 179 | Psych/Family Medicine | 1 |
| | | Psych/Neurology General | 5 |
| Family Medicine | | Addiction Psych | 1 |
| Emergency Medicine | 10 | Psychiatry General | 82 |
| Geriatric Medicine | 2 | Total | 134 |
| Hospice & Palliative Medicine | 7 | | |
| Hospitalist | 11 | OB/GYN | |
| Sports Medicine | 18 | Advanced Minimal Invasive Gynecology | 1 |
| Family Med w/OB | 4 | Maternal & Fetal Medicine | 2 |
| General | 428 | Reproductive Endocrinology/Infertility | 2 |
| Total | 480 | Gynecologic Oncology | 1 |
| | | Reproductive | 3 |
| Internal Medicine | | General | 134 |
| Dermatopathology | 1 | Total | 143 |
| Pediatric Dermatology | 2 | | |
| Dermatology | 27 | Other | |
| Dermatology MOHS | 1 | Allergy & Immunology General | 4 |
| Clinical Cardiac Electrophysiology | 1 | Phlebology | 4 |
| Endocrinology, Diabetes & | 8 | Physical Med & Rehab Spinal Cord Injury | 2 |
| Hospice & Palliative Medicine | 3 | Physical Med & Rehab | 14 |
| Interventional Cardiology | 9 | Physical Med & Rehab Pain Medicine | 3 |
| Pulmonary Disease & Critical Care | 8 | Preventive Medicine General | 1 |
| Cardiovascular Disease | 46 | Preventive Med: Aerospace Medicine | 2 |
| Gastroenterology | 19 | Preventive Med: Occupational Medicine | 9 |
| Geriatric Medicine | 6 | Total | 39 |
| Hematology | 4 | | |
| Hematology & Oncology | 16 | Pathology | |
| Hospitalist | 39 | Blood Banking/Transfusion Med | 1 |
| Infectious Disease | 11 | Anatomic & Clinical | 35 |
| Nephrology | 20 | Cytopathology | 1 |
| Oncology | 5 | Dermatopathology | 1 |
| Pulmonary Disease | 11 | Forensic Pathology | 8 |
| Rheumatology | 9 | Hematology | 2 |
| Sleep Medicine | 3 | Pediatric | 1 |
| Internal Med/Emergency Medicine | 4 | Total | 49 |
| Internal Med/Family Medicine | 1 | | |
| Internal Med/Neurology | 1 | | |
| Internal Med/Psychiatry | 5 | *All subspecialties are self-reported | |
| General | 162 | | |
| Total | 422 | | |
| | | | |
| | | | |

DISCIPLINE SUBSPECIALTIES OF PRACTICING ALUMNI

| | | Surgery Cont. | |
|------------------------------------|-----|--|-----|
| | | Otolaryngology | 13 |
| | | Otolaryngology Plastic Head & Neck | 2 |
| Pediatrics | | Pediatric Otolaryngology | 1 |
| Adolescent Medicine | 2 | Plastic- Craniofacial | 3 |
| Dermatology | 1 | Plastic - General | 28 |
| Hospitalist | 16 | Plastic - Hand Surgery | 4 |
| Neonatal-Perinatal Medicine | 8 | Oncology | 4 |
| Neurodevelopment Disabilities | 1 | Surgical Critical Care | 9 |
| Critical Care Medicine | 12 | Vascular | 18 |
| Cardiology | 4 | Thoracic | 10 |
| Child Abuse Peds | 2 | Transplant Surgery | 1 |
| Emergency Med/Peds Med | 2 | Trauma | 1 |
| Emergency Med | 8 | Urology | 26 |
| Endocrinology | 2 | Urology - Pediatric | 2 |
| Hematology-Oncology | 6 | Urology - Oncology | 2 |
| Hospice & Pallative Medicine | 1 | Surgery General | 57 |
| Infectious Disease | 2 | Total | 306 |
| Nephrology | 3 | | |
| Otolaryngology | 1 | | |
| Pulmonology | 3 | | |
| Rheumatology | 1 | | |
| Medical Genetics | 2 | | |
| Physical Medicine & Rehab | 1 | *All subspecialties are self-reported | |
| General | 133 | | |
| Total | 211 | | |
| | | | |
| Radiology | | | |
| Radiation Oncology | 5 | | |
| Diagnostic Cardiothoracic | 1 | | |
| Diagnostic Vascular & Intervention | 7 | | |
| Musculoskeletal | 16 | | |
| Abdominal | 2 | | |
| Nuclear Radiology | 2 | | |
| Pediatric | 1 | | |
| Neuroradiology | 4 | | |
| Diagnostic General | 63 | | |
| Total | 101 | | |
| | | | |
| Surgery | | | |
| Breast | 1 | | |
| Colon & Rectal | 9 | | |
| Congenital Cardiac | 1 | | |
| Hand Surgery | 1 | | |
| Neurological | 6 | | |
| Ophthalmology | 34 | | |
| Ophthalmology -Retinal | 1 | | |
| Orthopaedic - Spine | 8 | | |
| Orthopaedic - Adult Reconstructive | 2 | | |
| Orthopaedic - Sports | 14 | | |
| Orthopaedic - Pediatric | 4 | | |
| Orthopaedic - Foot & Ankle | 2 | | |
| Orthopaedic - General | 28 | | |
| Orthopaedic - Hand Surgery | 10 | | |
| Orthopaedic - Trauma | 4 | | |

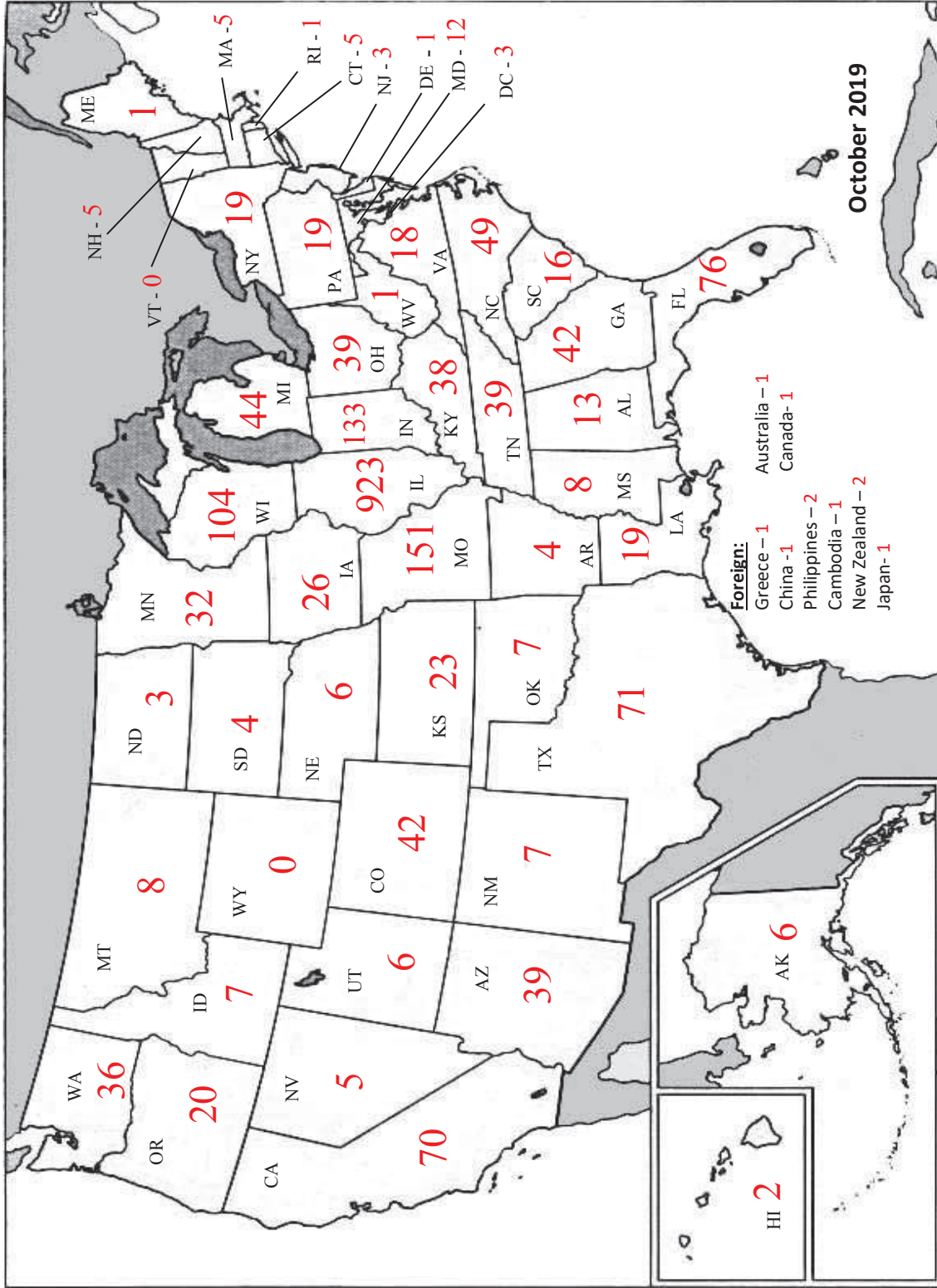
Figure 3:

ALUMNI IN PRIMARY CARE PRACTICE
SIU SCHOOL OF MEDICINE
Classes of 1975 - 2016



TOTAL: 2,222

SIU SOM Alumni in Practice N = 2,222
 Classes of 1975 – 2016



SIU School of Medicine
Alumni Overview – OCTOBER 2019

Total SIU-SOM Alumni (Classes 1975 – 2019): 2,954

Total Living Alumni: 2,878

| <u>Age Range</u> | <u>Total</u> |
|------------------|--------------|
| 24 – 34 | 494 (17%) |
| 35 – 44 | 673 (23%) |
| 45 – 54 | 679 (24%) |
| 55 – 64 | 683 (24%) |
| 65+ | 349 (12%) |

Ages – Minimum: 24 Maximum: 83 Average: 53.5

Males 1,779 60%

Females 1,175 40%

| | |
|------------------------------|-----|
| MD/MPH Dual Degree | 6 |
| MD/JD Dual Degree | 33 |
| MedPrep who attended SIU SOM | 214 |

Minority/Race:

| | |
|-----------------------------------|------------------|
| American Indian or Alaskan Native | 11 |
| Black or African American | 221 |
| Cuban | 2 |
| Hispanic/Other | 21 |
| Mexican American | 28 |
| Puerto Rican | 10 |
| Total Minority | 293 (10%) |

Non-Minority:

| | |
|----------------------------------|--------------------|
| Asian or Pacific Asian | 45 |
| Chinese | 17 |
| Filipino | 16 |
| Indian or Pakistani | 65 |
| Japanese | 6 |
| Korean | 15 |
| No Response | 23 |
| Other Asian | 21 |
| Southeast Asian (not Vietnamese) | 3 |
| Vietnamese | 10 |
| White | 2,440 |
| Total Non-Minority | 2,661 (90%) |