

ALUMNI SOCIETY BOARD OF GOVERNORS

May 7, 2018

Robert Woerner Conference Room
Simmons Cancer Institute
Springfield, IL

Present:

Ann Augspurger	Joyce Miller, MD
Rik Austin, MD	Nicole Pelly, MD
Careyana Brenham, MD	Necole Powell
Elizabeth Cavanagh, MD	Susan Reeder, MD
Erik Constance, MD	Brian Reinholz, Class of 2019
Mary Jo Davies	Julie Robbs
Aaron Hancock, Class of 2020	Connor Stephenson, Class of 2021
Jacqueline Harris, MD	Joseph Tamimie, MD
Michael Honan, MD	Tabatha Wells, MD
Breck Jones, MD	Lisa Wichterman, MD
Nedra Joyner, MD	Michael Williamson, MD
Robert Juranek, MD	Matt Winkleman, MD

Guest: Janet Albers, MD, Professor and Chair of the Dept. of Family & Community Medicine

1. Call to Order

President Dr. Cavanagh called the meeting to order at 6:30 p.m.

2. Welcome and Introductions

Dr. Cavanagh welcomed members and introductions were made.

3. Office of Student Affairs Report

Dr. Constance reported 1,300 student applications were received by Admissions for 72 spots for the 2018-19 academic year. Three hundred applicants were interviewed. Seven of those students completed our MedPrep program. Eighteen percent are minority students with an increase of 14% specifically Latino. Items of note include:

- Tuition is \$15,000 per semester for a total of \$150,000 by graduation (10 semesters).
- Student loans have a 30-year repayment option.
- 26 alumni scholarships were awarded this year which is very helpful (18 class scholarships awards at \$2,000 each & the SOM alumni scholarship fund awarded 5 at \$3,000 each; the other 3 were individual scholarships at varied amounts).
- The minimum amount required to establish an endowment is \$25,000 (payable over a period of up to five years) which will spin off \$1,255 per year.
- Younger classes include mostly men; more women are enrolling in the Physician Assistant (PA) program. The PA program is a 26-month program and they finish with less debt.

- 100% of the MS2 class passed the USMLE Step 1 last year

Dr. Williamson inquired, based upon the Match 2018 data, why so many of our students matched at SLU, noting that they have recently been on probation for many non-compliance violations. Dr. Constance noted that many from this class are from the metro-east area and are aware.

4. Approval of October 30, 2017, Meeting Minutes

A motion was made and seconded to approve the October 30, 2017 minutes.

5. Department of Family & Community Medicine Initiatives, Vision & Collaborations

Dr. Janet Albers presented “Increasing Access to Care: The Role of Federally Qualified Health Centers (FQHC) and Expansion of SIU Center for Family Medicine.” SIU Medicine applied for FQHC status to increase the cost-based reimbursement rate for Medicaid and Medicare patients and acquire additional federal dollars to serve vulnerable populations. FQHC status has allowed growth and expansion of services within our medical home to serve our patients and expose our learners to this model of care. The FM Medicine clinics are located in Springfield, Carbondale, Decatur, Jacksonville, Lincoln, and Quincy.

6. Dean’s Update

In Dr. Kruse’s absence, Dr. Albers presented a PowerPoint provided by Dr. Kruse announcing that SIU SOM received the 2018 Josiah Macy Jr. Foundation Award for Excellence in Social Mission in Health Professions Education at the Beyond Flexner Alliance Conference in Atlanta on April 9. This annual award recognizes “outstanding leadership in advancing social mission in health professions education.” SIU Medicine won in the category of Institutional Excellence “for its dedication to a social mission, the pursuit of health equity, unwavering commitment to the residents of central and southern Illinois, and continued success in educating caring, compassionate, socially responsible leaders in medicine and health sciences.” She provided an update on the impact of the Enos Park Neighborhood program collaboration with SIU, HSHS St. John’s Hospital, and Memorial Medical Center. Regarding the SIU System Board of Trustees and the submission of bills filed with the IL House of Representatives, Friday, April 20 was the second reading of the proposed bills and Dr. Kruse will continue to keep SIU SOM updated.

7. Student Class Updates

- Mr. Stephenson, Class of 2021, reported that his class is finishing 1st year and is excited to be in Springfield next semester. They really enjoyed the tailgate tent in the fall bringing the students and alumni together.
- Mr. Hancock, Class of 2020, reported the 2nd year curriculum is complete and they will be taking USMLE Step 1; \$10,000.00 was raised from their clothing sale; on behalf of the class, he thanked the board for the winter ball contribution and appreciation for the Springfield area alumni/student dinners.
- Mr. Reinholz, Class of 2019, reported clerkships are finished; took the summative CCX exams and currently on the PEP (personalized education plan).

8. Student Resource Fund Committee Recommendations

Dr. Joyner reported that the mission of the SRF created in 1997 is to provide a source of money to enhance the student experience by funding educational and social needs that cannot be met through other fund sources to benefit a large number of medical students. Funding comes from alumni gifts. There was discussion re: gaining more attention from the alumni to donate to this fund and marketing of this each year in order to increase this fund as it has not had the funds contributed to it for the last few years as it did in the past. After discussion, the board recommended funding for:

- a. YMCA gym premier memberships at \$15,500; this includes direct family members living with the student which promotes time with family, access to both locations, fitness classes, health and wellness centers, indoor pools, racquetball courts; indoor track and the gyms for basketball, volleyball, etc., reduced program fees and more (usual individual health center membership costs \$750 per person/per year). Student feedback continues to be very favorable and the number of students enrolled and usage information was provided;
- b. Subsidy of Student Winter Ball 2019 at the same rate as 2018 of \$4,000.
- c. \$386.97 on K-cups for the students in Carbondale and Springfield.

A motion was made and seconded to approve the recommendations as presented funding a total of \$19,866. All approved.

9. Foundation Update & Activities (attached reports)

Ms. Powell distributed packets containing Foundation related material (included):

- a. SIU Foundation FY18 Fundraising Report Summary as of May 7, 2018 showing Production & Receipts for each SIU college/school;
- b. Forever SIU Campaign Report by Transaction Type for each SIU college/school;
- c. SIU SOM Alumni Giving Recap for FY2017 & FY2018 reported by class, # of alumni, # of donors, donor participation percentage, giving, # of Harbinger Society members per class, all as of June 30, 2017;
- d. FY2017 AAMC Development Survey Fact Sheet;
- e. \$2300 donated thus far by the Alumni Board;
- f. She reported that the committee who determines who receives student scholarships consists of Dr. Constance, Ms. Robbs, two faculty, and the Foundation director.

10. Future Direction and Mission of the SOM Alumni Society

Dr. Cavanagh proposed forming a committee to review the bylaws to revisit the mission and vision of the board. The board has discussed areas of alumni fundraising, advocacy, SIU System issues, and requests from alumni such as a Wellness program. Dr. Williamson inquired, "With the status of Illinois, how can SIU SOM survive 10 more years?" adding, "We (the Alumni Board) have to get involved!" Dr. Wichterman raised the recent news reports on splitting up the SIU System, which could split campuses into different schools.

Dr. Williamson also commented about the importance of members of this board leading the way in giving. Dr. Austin noted that if the Board sets a significant threshold, we will exclude young alumni participation on the board. In updating the bylaws, this will be discussed. Dr.

Cavanagh noted that this has been raised in the past, but members have not wanted to set a threshold/requirement for being on the SOM Alumni Board with the debt levels, and remembering that alumni “give” in other ways such as teaching/precepting, hosting, etc. Drs. Jones, Austin, Farmer, Honan, Miller, Pelly, Joyner, Winkleman volunteered to be on the bylaws committee led by Dr. Cavanagh to revisit the mission and vision of the board.

The board inquired if a Web-Ex meeting could be coordinated with Dr. Kruse to ask him for the “State and future of the SOM” and to discuss concerns for the SOM. Attempts were made but due to scheduling conflicts, this was not scheduled and will further be discussed at the next meeting.

11. SIU System Advocacy Efforts

Dr. Cavanagh began a discussion about SIU SOM alumni being more active and visible at the Capitol to interact with state legislators re: factors that affect the SOM’s focus on healthcare education. It was noted that there was recently a SOM Day at the Capitol and alumni should be involved in this activity. Ms. Robbs will inquire about this recent activity. Dr. Austin recently participated in an advocacy event involving the ER group. Ms. Robbs noted that President Dunn recently held a meeting with all SIU alumni directors to discuss “Advocacy 101”. Marissa Brewer, Univ. of Illinois Alumni Association alumni advocacy network which has a very active advocacy program, shared her experiences. Dr. Winkleman proposed an advocacy training for interested members to be held before the October meeting. Volunteers include Drs. Cavanagh, Austin, Webel, Honan, Winkleman. Ms. Robbs will coordinate a meeting with John Charles, SIU System Director of Government & Public Affairs, who will provide the training prior to the fall board meeting.

12. Alumni Activities

Ms. Robbs reported the following:

- a. Future Events - A map of upcoming SIU SOM Alumni and Foundation events (tentative) was included.
- b. HOSTS Program – The 2017/18 Host report was provided with student feedback. Student requests were lower this year. Ms. Robbs surveyed the MS4 students to explore the low number and results showed a consensus of students finding it challenging to coordinate their many visits and more affordable choices are available from either the residency program or using Airbnb. Ms. Robbs provided the HOSTS program 10-year summary report. Over the history of the program, there has been a total of 256 submitted requests, 159 matches, 86% requests have been filled, 187 total hosts (some are married), 729 alumni contacts, and students have saved over \$21,150 (an average cost savings per student interview of \$134.65).
- c. Student/Alumni Dinners – A report was provided from the 4th Springfield area student/alumni hosted dinners held in March. We continue to receive very positive feedback from both students and alumni. Twenty-six alumni hosted 75 students (majority were second year students) and 6 guests. Dr. Wichterman shared how enjoyable her experience was as a host.

- d. Commencement 2018 – Distinguished Alumnus is Dr. Paul Checchia '93 who will be attending and accepting the award, & Dr. Janet Albers '86 will receive the Golden Apple award.

13. Distinguished Alumni & Nominating Committees

Dr. Farmer will form the committees for 2018/19 and Ms. Robbs will inform members of committee assignments.

14. Other Business/Announcements

None

15. Adjournment

The meeting adjourned at 8:45 p.m.

FY 2017 AAMC Development Survey Fact Sheet

All numbers as of June 30, 2017

ENDOWMENT

School of Medicine's Endowment Total	\$26,315,648.67
FY 15-16 Endowment Gifts	\$277,111,23.00

ALUMNI PARTICIPATION IN SOM PHILANTHROPY

Total number of solicitable MD Alumni – 2,779

Total number of all solicitable medical school Alumni (PA, MEDPREP, PhD, etc.) – 2,914

Total number of MD Alumni donors – 500

GIFTS RECEIVED

SOM Alumni giving (includes resident Alumni)	\$141,950.53	539 donors
All other individuals (i.e. grateful patients & families, etc.)	\$366,622.68	4,459 donors
SOM faculty & staff	\$101,484.27	930 donors
Corporations (hospitals)	\$2,127,491.52	431 donors
Institutions/Organizations	\$153,494.27	104 donors
Personal/Family foundations	\$3,000.00	1 donor
Other private foundations	\$295,110.00	11 donors

ONLINE GIVING

Total dollar amount	\$78,757.04
Total number of gifts	370
Total number of donors	495





SOUTHERN ILLINOIS UNIVERSITY FOUNDATION

Campaign Report Summary

As of 05/07/2018

<u>Division / Unit</u>	<u>Reachbacks</u>	<u>2017</u>	<u>2018</u>	<u>2019</u>	<u>Goal</u>	<u>Total</u>	<u>% of Goal</u>
Agriculture	\$27,000.00	\$321,214.31	\$149,267.82	\$0.00	\$3,000,000.00	\$497,482.13	16.58%
Applied Science & Arts	\$26,000.00	\$490,318.18	\$62,291.82	\$0.00	\$3,250,000.00	\$578,610.00	17.80%
Athletics	\$915,000.00	\$3,984,567.00	\$1,305,652.88	\$0.00	\$6,500,000.00	\$6,205,219.88	95.46%
Business	\$425,000.00	\$3,693,484.30	\$211,240.86	\$0.00	\$5,600,000.00	\$4,329,725.16	77.32%
Education & Human Services	\$250,000.00	\$281,753.26	\$44,600.16	\$0.00	\$3,400,000.00	\$576,353.42	16.95%
Engineering	\$78,750.00	\$2,168,784.61	\$93,199.67	\$0.00	\$4,700,000.00	\$2,340,734.28	49.80%
Graduate School	\$100,000.00	\$516,762.00	\$47,935.24	\$0.00	\$300,000.00	\$664,697.24	221.57%
Liberal Arts	\$1,572,466.41	\$1,968,961.36	\$268,104.37	\$0.00	\$4,000,000.00	\$3,809,532.14	95.24%
Library	\$255,000.00	\$707,807.61	\$133,350.16	\$0.00	\$2,275,000.00	\$1,096,157.77	48.18%
Mass Comm & Media Arts	\$2,177,800.00	\$677,673.44	\$199,913.80	\$0.00	\$3,750,000.00	\$3,055,387.24	81.48%
Public Policy Institute	\$25,000.00	\$152,939.41	\$355,196.15	\$0.00	\$450,000.00	\$533,135.56	118.47%
School of Law	\$140,000.00	\$320,775.36	\$112,145.00	\$0.00	\$2,000,000.00	\$572,920.36	28.65%
School of Medicine	\$25,000.00	\$5,931,216.37	\$515,686.01	\$0.00	\$7,000,000.00	\$6,471,902.38	92.46%
Science	\$2,650,000.00	\$4,052,080.09	\$22,739.50	\$0.00	\$3,000,000.00	\$6,724,819.59	224.16%
University	\$19,032,769.50	\$2,431,532.66	\$435,873.64	\$0.00	\$24,275,000.00	\$21,900,175.80	90.22%
WSIU Broadcasting	\$30.00	\$784,739.05	\$228,657.10	\$0.00	\$1,500,000.00	\$1,013,426.15	67.56%
	\$27,699,815.91	\$28,484,609.01	\$4,185,854.18	\$0.00	\$75,000,000.00	\$60,370,279.10	80.49%



Mary Wood Molo, '82
Campaign Chair



John Benitez, '81
Campaign Chair



Jerry Kruse,
Dean & Provost




Necole Powell,
Development Director



FOREVER SIU CAMPAIGN UPDATE

SIU SCHOOL OF MEDICINE

To date, we have raised \$6,471,902.38, which is 92% of our stated goal.




ALUMNI GIVING

2017's reunion giving totaled more than \$47,000. To date, we have exceeded that amount, and we have also received an estate gift from an alumni who is celebrating her reunion.



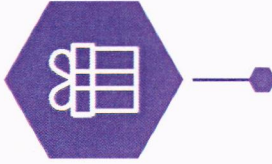
COMMUNITY PARTNERSHIPS

SIU SOM's Nurse Family Partnership was established through a \$1.1 million gift from the Community Foundation for the Land of Lincoln, Memorial Medical Center and HSHS St. John's Hospital.



STUDENT SUCCESS

In an outstanding show of support from donors, 45 medical students received a scholarship this academic year, more than double last year's number.




SOM COMMUNITY

The SOM surpassed \$75,000 in gifts for the second annual Day of Giving. More than \$40,000 of that total will support scholarships.



NEW INITIATIVES

A newly established fund supporting SOM's the global health program, received a \$10,000 gift.



SPECIAL EVENTS

The Foundation works with grateful patients, alumni, friends and SOM departments to raise money through a variety of initiatives.

All Class Giving FY17

****Numbers from July 1, 2016 to June 30, 2017.**

Class Year	# of Alumni	# of Donors	Participation %	Giving	Harbinger Society
1975	21	2	10%	\$6,100.00	0
1976	42	13	31%	\$24,774.69	10
1977	41	8	20%	\$5,382.33	6
1978	49	14	29%	\$56,564.00	6
1979	71	11	16%	\$12,802.00	9
1980	73	14	19%	\$40,417.25	13
1981	67	15	22%	\$12,592.00	8
1982	61	11	18%	\$45,150.00	2
1983	68	9	13%	\$7,950.00	11
1984	43	8	19%	\$11,350.00	1
1985	45	4	9%	\$5,000.00	6
1986	68	12	18%	\$25,018.80	3
1987	64	7	11%	\$3,250.00	2
1988	66	7	11%	\$6,440.16	5
1989	64	6	9%	\$1,744.00	1
1990	64	12	19%	\$2,137.50	3
1991	67	12	18%	\$20,507.50	1
1992	64	13	20%	\$3,100.00	3
1993	69	9	13%	\$3,750.00	1
1994	67	14	21%	\$25,160.00	1
1995	65	4	6%	\$6,100.00	2
1996	66	17	26%	\$8,522.16	2
1997	66	11	17%	\$3,505.00	0
1998	67	12	18%	\$16,505.00	0
1999	70	17	24%	\$24,300.00	0
2000	72	6	8%	\$14,700.00	0
2001	69	11	16%	\$16,750.08	0
2002	66	9	14%	\$6,602.00	0
2003	69	3	4%	\$1,225.00	0
2004	70	9	13%	\$7,675.00	0
2005	67	6	9%	\$11,275.00	0
2006	72	8	11%	\$14,973.00	0
2007	72	11	15%	\$8,606.00	0
2008	73	4	5%	\$1,465.00	0
2009	65	4	6%	\$623.00	0
2010	68	4	6%	\$300.00	0
2011	62	3	5%	\$3,275.00	0
2012	72	4	6%	\$350.00	0
2013	75	3	4%	\$300.00	0
2014	69	2	3%	\$72.00	0
2015	70	2	3%	\$180.00	0
2016	69	2	3%	\$75.00	0
2017	64	1	2%	\$25.00	0