



# Results and Data

---

## 2023 Main Residency Match®

---

May 2023

[www.nrmp.org](http://www.nrmp.org)

Requests for permission to use these data, as well as questions about the content of this publication or any National Resident Matching Program data, may be directed to NRMP at [datarequest@nrmp.org](mailto:datarequest@nrmp.org).

Questions about the NRMP should be directed to Donna L. Lamb, D.H.Sc., M.B.A., B.S.N., President and CEO at [admin@nrmp.org](mailto:admin@nrmp.org).

Suggested Citation

National Resident Matching Program, Results and Data: 2023 Main Residency Match®. National Resident Matching Program, Washington, DC. 2023.

To order copies of this publication, please contact:  
National Resident Matching Program  
455 Massachusetts Ave, NW, Suite 310, Washington, DC 20001  
Phone: 202-400-2233, Fax: 202-354-4586

Price  
(Shipping not included)  
\$50.00 - RDMAIN2023

Copyright © 2023 National Resident Matching Program,  
455 Massachusetts Ave, NW, Suite 310, Washington, DC 20001 USA.

All rights reserved. Permission to use, copy and/or distribute any documentation and/or related images from this publication shall be expressly obtained from the NRMP.

## NATIONAL RESIDENT MATCHING PROGRAM

455 Massachusetts Ave, NW  
Suite 310  
Washington, DC 20001

The NRMP is governed by a 20-member Board of Directors, including:

- Chair, Chair-Designate, Secretary/Treasurer, and Immediate Past Chair
- One Designated Institutional Official
- One Osteopathic Physician
- Two graduate medical education program directors
- Three medical students, one of whom is enrolled in a US DO medical school
- Three resident physicians, one who is a US DO graduate and one who is an international medical graduate
- One public member

### Officers

- **Chair:** Donna D. Elliott, M.D., Ed.D., Vice Dean for Medical Education, Keck School of Medicine, University of Southern California
- **Chair Designate:** Deborah S. Clements, M.D., Chair, Family and Community Medicine, Northwestern University Feinberg School of Medicine
- **Secretary/Treasurer:** Cathy Lazarus, M.D., Associate Dean for Student Affairs and Records LSU Health Sciences Center
- **President and Chief Executive Officer:** Donna L. Lamb, DHSc., MBA., BSN., National Resident Matching Program

### Board Members, 2022-2023

- Keith B. Armitage, M.D., Vice Chair for Education, Department of Medicine, University Hospital Case Medical Center
- Ricardo J. Bello, M.D., M.P.H., Surgical Oncology Fellow, Medical College of Wisconsin
- Natasha Bray, D.O. M.S.Ed, Dean, Cherokee Nation Campus, Oklahoma State University College of Osteopathic Medicine
- Peter Carek, M.D., M.S., Chair of Family Medicine for Prisma Health, University of South Carolina School of Medicine
- E. Sander Connolly, Jr., M.D., Vice Chair, Department of Neurological Surgery, Columbia University College of Physicians and Surgeons
- Nikhil Goyal, M.B.B.S., Director of Medical Education, Designated Institutional Official, Henry Ford Wyandotte Hospital
- Holly J. Humphrey, M.D., M.A.C.P., President, The Josiah Macy Jr. Foundation
- Michael G. Kavan, Ph.D., Associate Dean for Student Affairs, Creighton University School of Medicine
- Tiffany Morton, M.D./M.P.H. Candidate, The Ohio State University College of Medicine
- Manuel Reyes, D.O. Candidate, Edward Via College of Osteopathic Medicine
- Alvin E. Roth, Ph.D., Professor of Economics, Stanford University
- Edward S. Salsberg, M.P.A., Director of Health Workforce Studies, Health Workforce Institute, George Washington University
- Steven J. Scheinman, M.D., President and Dean (ret.), Geisinger Commonwealth School of Medicine
- Katherine A. Scribner, D.O., Cytopathology Fellow, University of Southern California
- Morgan B. Swanson, M.D./Ph.D. Candidate, University of Iowa Carver College of Medicine
- Anil Wadhvani, M.D., Ph.D., Resident Physician, Hospital of the University of Pennsylvania

## Table of Contents

NRMP Board of Directors .....	i
About the NRMP .....	iv
Figure 1. Applicants and 1st Year Positions in The Match, 1952-2023 .....	iv
Definitions.....	v
Introduction .....	vi
Table 1A. Match Summary for MD Seniors, 2023 .....	1
Table 1B. Match Summary for DO Seniors, 2023.....	4
Table 2. Matches by Specialty and Applicant Type, 2023 .....	6
Table 3. Positions Offered in the Matching Program, 2019-2023 .....	9
Table 4. Applicants in the Matching Program, 2019-2023.....	12
Figure 2. Number of Active Applicants and Percent Matched to PGY-1 Positions, 2019-2023 .....	13
Figure 3. Positions per All Active and Active U.S. Senior Applicant, 1976-2023 .....	15
Table 5. Number of PGY-1 Positions per Active Applicant, 1976-2023 .....	15
Figure 4. PGY-1 Match Rates by Applicant Type, 1990-2023.....	17
Table 6. PGY-1 Match Rates, 1992-2023.....	17
Table 7A. Positions Offered and Number Filled by MD Seniors and All Applicants, 2019-2023 .....	19
Table 7B. Positions Offered and Number Filled by DO Seniors and All Applicants, 2019-2023 .....	22
Figure 5. Number of Positions Offered and Filled for Selected Specialties, 2023 .....	24
Table 8. Positions Offered and Percent Filled by MD Seniors and All Applicants, 2019-2023 .....	25
Table 9. All Applicants Matched to PGY-1 Positions by Specialty, 2019-2023.....	27
Table 10. MD Seniors Matched to PGY-1 Positions by Specialty, 2019-2023.....	29
Table 11. DO Seniors Matched to PGY-1 Positions by Specialty, 2019-2023.....	30
Table 12. Foreign-Trained Physicians Matched to PGY-1 Positions by Specialty, 2019-2023 .....	31
Table 13A. U.S. MD Seniors and U.S. DO Seniors Choices by Specialty, 2023 .....	32
Table 13B. U.S. IMG and Non-U.S. IMG Choices by Specialty, 2023.....	34
Table 14A. Match Results for U.S. MD Seniors and U.S. DO Seniors Who Ranked Each Specialty as Their Only Choice, 2023 .....	35
Table 14B. Match Results for U.S. IMG and Non-U.S. IMG Who Ranked Each Specialty as Their Only Choice, 2023 .....	36
Figure 6. Percentages of Unmatched MD Seniors and DO Seniors Who Ranked Each Specialty as Their Only Choice, 2023 .....	37
Table 15. Matches from MD Seniors' and Independent Applicants' Rank Order Lists, 1997-2023.....	38
Figure 7. Percent of Matches by Choice and Type of Applicant, 2023 .....	40
Table 16. Number of Couples in the Match and Match Outcome, 1987-2023.....	41
Figure 8. Number of Couples in the Match and Match Outcome, 1987-2023.....	42

---

## Table of Contents (Continued)

Table 17. Average Number of Ranked Applicants Needed to Fill Each Position by Specialty, 2019-2023 .....	43
Table 18. Participating Programs and Positions Filled in SOAP, 2022-2023.....	46
Table 19. SOAP Applicants Accepting Positions by Type, 2022-2023.....	47
Figure 9. Offers Extended in SOAP, 2012-2023 .....	47
NRMP Program Results 2023 Main Residency Match.....	48

## About the NRMP

The National Resident Matching Program® (NRMP®) is a private, not-for-profit corporation established in 1952 to optimize the rank-ordered choices of applicants and program directors for clinical training in the United States. The NRMP is not an application processing service; rather, it provides an impartial venue for matching applicants' and programs' preferences for each other using an internationally recognized mathematical algorithm.

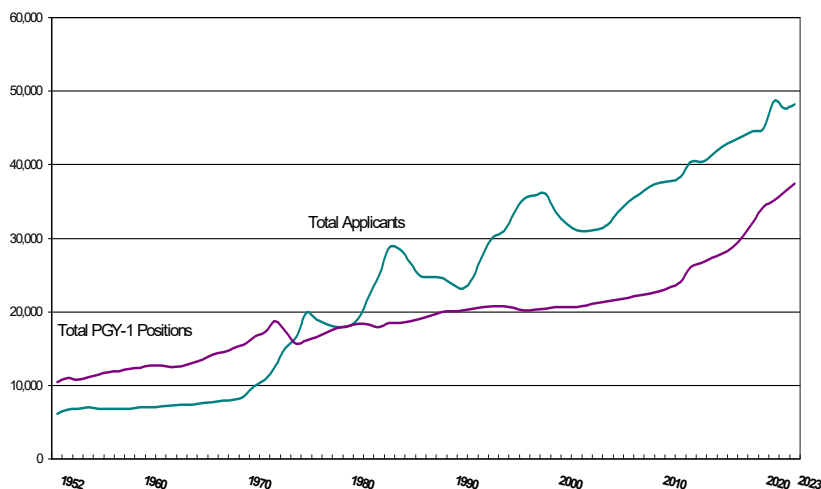
The first Main Residency Match® ("the Match") was conducted in 1952 when 10,400 internship positions were available for 6,000 graduating U.S. medical school seniors. By 1973, there were 19,000 positions for just over 10,000 graduating U.S. seniors. Following the demise of internships in 1975, the number of first-year post-graduate (PGY-1) positions declined to 15,700; however, the number of PGY-1 positions gradually increased through 1994 before declining slowly until 1998. Since that time, the number of PGY-1 positions has only increased. This year, an all-time high 37,425 PGY-1 positions were offered

(Figure 1), the twentieth consecutive annual increase. The total number of positions, at 40,375, also was an all-time high.

The trend in the total number of applicants is more dramatic, rising from 6,000 in 1952 to 36,056 in 1999. After a decline of 5,052 applicants from 1999 to 2003, the number had risen each year since the 2004 Match until 2022. In 2023, there were 48,156 registrants, representing an increase of 481 from 2022.

For more information about the NRMP, please visit: [www.nrmp.org](http://www.nrmp.org). Additional data and reports for the Main Residency Match and the Specialties Matching Service® (SMS®) are at: <https://www.nrmp.org/match-data-analytics/residency-data-reports/> and <https://www.nrmp.org/match-data-analytics/fellowship-data-reports/>. Instructions on how to request NRMP data also are provided.

**Figure 1** Applicants and 1st Year Positions in the Match, 1952 - 2023



## Definitions/Organizations

ACGME	Accreditation Council for Graduate Medical Education.
Active Applicant	An applicant who submits a certified rank order list of programs.
All In Policy	Any program registering for the Match must attempt to fill all positions through the Match or another national matching plan.
Applicant Type	<p>The NRMP classifies applicants for the Main Residency Match into eight types:</p> <ul style="list-style-type: none"><li>• A 4th-year medical student in a U.S. allopathic medical school accredited by the Liaison Committee on Medical Education (LCME) with a graduation date after July 1 in the year before the Match; also referred to as a <i>U.S. MD senior</i>.</li><li>• A 4th-year medical student in a U.S. osteopathic medical school accredited by the Commission on Osteopathic College Accreditation (COCA) with a graduation date after July 1 in the year before the Match; also referred to as a <i>U.S. DO senior</i>.</li><li>• <i>Previous Graduate of U.S. MD Medical School (U.S. MD Grad)</i>: A graduate of a U.S. allopathic school of medicine accredited by the LCME with a graduation date before July 1 in the year before the Match. Previous U.S. MD graduates are not sponsored by their medical schools.</li><li>• <i>Previous Graduate of U.S. DO Medical School (U.S. DO Grad)</i>: A graduate of a U.S. osteopathic school of medicine accredited by the COCA with a graduation date before July 1 in the year before the Match. Previous U.S. DO graduates are not sponsored by their medical schools.</li><li>• <i>Student/Graduate of Canadian Medical School (Canadian)</i>: A senior student or graduate of a Canadian school of medicine accredited by the Committee on Accreditation of Canadian Medical Schools (CACMS).</li><li>• <i>Graduate of Fifth Pathway Program (5th Pathway)</i>: A graduate of a U.S. Fifth Pathway program.</li><li>• <i>U.S. Citizen Student/Graduate of International Medical School (U.S. IMG)</i>: A U.S. citizen who attended an international medical school.</li><li>• <i>Non-U.S. Citizen Student/Graduate of International Medical School (Non-U.S. IMG)</i>: A non-U.S. citizen who attended an international medical school.</li></ul> <p>In this report, applicant types are sometimes combined into a smaller number of groups.</p> <ul style="list-style-type: none"><li>• <i>Foreign-Trained Physicians</i>: Includes U.S. citizen and non-U.S. citizen students and graduates of international medical schools.</li><li>• <i>Others</i>: Includes previous graduates of MD and DO medical schools, Canadian and Fifth Pathway applicants.</li></ul>
Couple	Any two applicants who register as a couple in the Match. The NRMP allows couples to form pairs of choices on their primary rank order lists, which are considered in rank order when the matching algorithm is processed. Couples match to the most preferred pair of programs where each partner has been offered a position.
PGY-1 & PGY-2	Post-graduate year one and post-graduate year two.
Program Type	<p>The NRMP classifies programs for the Main Residency Match into five types:</p> <ul style="list-style-type: none"><li>• <i>Categorical (C)</i> programs: Programs that begin in the PGY-1 year and provide the full training required for specialty board certification.</li><li>• <i>Primary (M)</i> programs: Categorical programs in primary care medicine and primary care pediatrics that begin in the PGY-1 year and provide the full training required for specialty board certification.</li><li>• <i>Preliminary (P)</i> programs: One-year programs that begin in the PGY-1 year and provide prerequisite training for advanced programs.</li><li>• <i>Advanced (A)</i> programs: Programs that begin in the PGY-2 year, in the year after the Match and after one or more years of required preliminary training.</li><li>• <i>Physician (R)</i> programs: Programs that are reserved for physicians who have had prior graduate medical education. Reserved programs offer PGY-2 positions that begin in the year of the Match and thus are not available to senior medical students.</li></ul>
SOAP	The Supplemental Offer and Acceptance Program® (SOAP®) is a process by which eligible unmatched applicants in the Main Residency Match apply for and are offered positions that did not fill when the matching algorithm was processed.

# Introduction

This report summarizes data from the National Resident Matching Program (NRMP) 2023 Main Residency Match, the largest in NRMP history when measured by the number of positions offered (40,375) and filled (37,690). The 37,425 PGY-1 positions offered constituted an all-time high and an increase of 1,148 over 2022; almost half the increase was attributable to growth in Family Medicine, Internal Medicine, and Psychiatry. The number of active applicants (42,952) was also at an all-time high, with 403 more active applicants compared to 2022.

## Position Fill Rate

A successful Match is measured not just by volume, but also by how well it matches the preferences of applicants and program directors who submitted certified rank order lists. Based on that criterion, the overall position fill rate for the 2023 Main Residency Match was 93.3 percent. After the matching algorithm was processed, 2,685 of the 40,375 positions were unfilled. There were an additional 91 positions that were unfilled in programs that did not submit a rank order list, bringing the total unfilled to 2,776. Of those, 2,658 were placed in the Match Week Supplemental Offer and Acceptance Program<sup>®</sup> (SOAP<sup>®</sup>). At the conclusion of SOAP, there were 133 SOAP-participating programs with 227 positions unfilled. A total of 204 programs and 345 positions remained on the List of Unfilled Programs at the conclusion of SOAP, prior to the List opening for program updates.

## Applicant Trends

This year, 42,952 active applicants (those who submitted certified rank order lists of programs) vied for the 37,425 first-year and 2,950 second-year (including physician (R)) residency positions. U.S. MD senior students comprised 19,748 of the active applicants, 154 less than in 2022. Of the U.S. MD seniors who submitted a rank order list, 18,498 matched to a PGY-1 position. The PGY-1 match rate for U.S. MD seniors was 93.7 percent. Historically, the PGY-1 match rate for U.S. MD seniors has been 92-95 percent.

The number of U.S. DO senior students continues to grow. An all-time high of 7,436 U.S. DO seniors submitted rank order lists of programs, 133 more than in 2022, and 6,812 of them matched to PGY-1 positions. The PGY-1 match rate for U.S. DO seniors in 2023 was 91.6 percent, up 0.3 percentage points from last year.

This year, 17,382 U.S. citizen and non-U.S. citizen students and graduates of international medical schools (IMGs) registered for the Match, 680 more than 2022. Of the 4,963 U.S. IMGs who submitted rank order lists of programs, 3,356 matched to a PGY-1 position for a match rate of 67.6 percent. Of the 8,469 non-U.S. citizen IMGs who submitted rank order lists of programs, 5,032 matched to a PGY-1 position for a match rate of 59.4 percent.

Other features of interest include:

- In 2023, the overall number of registered applicants was 48,156, the second highest in the history of the Match.
- The number of registered non-U.S. citizen IMGs was 10,801, 707 more than last year.
- Among all matched U.S. MD seniors, 47.7 percent matched to their first-choice programs (a decrease of 0.8 percentage points from 2022); 73.4 percent of U.S. MD seniors matched to one of their top three choices (a decrease of 1.1 percentage points from 2022).
- Among all matched U.S. DO seniors, 46.2 percent matched to their first-choice programs (a decrease of 1.3 percentage points from 2022); 74.5 percent matched to one of their top three choices (a decrease of 2.2 percentage points from 2022).

## Couples

In the 2023 Match, there were 1,239 couples, of which 88% (1,095) both matched. There were 114 couples where only one individual matched bringing the total couples match rate to 93% and there were 30 couples where neither individual matched.

## Other Notable Trends

Match results can serve as indicators of future physician workforce trends. Highlights in 2023 include:

- With a total of 19,748 active U.S. MD senior applicants, the ratio of PGY-1 positions per active U.S. MD senior was 1.90, the highest since 1976. 7,436 active U.S. DO seniors resulted in a ratio of PGY-1 positions per active U.S. DO senior of 5.03. Collectively, 13,432 active IMG applicants (both U.S. IMGs and non-U.S. IMGs) account for nearly a third (31.3 percent) of all active applicants, with a ratio of PGY-1 positions per active IMG applicant of 2.79.
- Primary care specialties offered record-high numbers of positions with high position fill rates, although fill rates decreased this year.
  - In 2023, a total of 6,979 U.S. MD seniors, 3,858 U.S. DO seniors, 2,261 U.S. IMGs and 3,758 non-U.S. IMGs matched to categorical positions in Family Medicine, Internal Medicine, and Pediatrics.
  - Though the number of positions offered for Internal Medicine (Categorical, Primary) has fluctuated, 10,178 positions were available in 2023, the highest number on record, and 9,790 were filled (96.2 percent; 1.0 percentage points more than 2022). U.S. MD seniors filled 37.7 percent, 0.4 percentage points fewer than last year; U.S. DO seniors filled 17.0 percent, an increase of 0.3 percentage points over last year. U.S. IMGs filled 12.1 percent, 0.3 percentage points more than last year. Non-U.S. IMGs filled 27.2 percent, an increase of 1.3 percentage points over last year.
  - In 2023, Family Medicine offered 5,088 positions, 4,511 of which were filled (88.7 percent; 1.8 percentage points fewer than 2022). U.S. MD seniors (1,484) filled 29.2 percent of the positions; however, a record number of U.S. DO seniors (1,511) matched, accounting for 29.7 percent of the available positions in the specialty. U.S. IMGs (793) filled 15.6 percent of the positions while non-U.S. IMGs (562) filled 11.0 percent.
  - Pediatrics (Categorical, Primary) has gained positions every year since 2005 and offered 3,046 positions in 2023. The overall fill rate was 97.1 percent (0.1 percentage points fewer than 2022), with 54.4 percent filled by U.S. MD seniors, 20.2 percent filled by U.S. DO seniors, and 21.6 percent filled by IMGs.
- The number of Emergency Medicine positions has grown every year since the specialty joined the Match in 1983. This year, 3,010 positions were offered of which 2,456 were filled. The position fill rate fell by 10.9 percentage points compared to 2022; with 42.3 percent of positions filled by U.S. MD seniors, 24.3 percent filled by U.S. DO seniors, and 11.6 percent filled by IMGs.
- In 2023, 12,365 applicants were eligible to participate in SOAP, 471 fewer than in 2022. Of the 2,658 positions placed in SOAP, 2,431 positions filled, 320 more than 2022.

We hope you find the data contained in the following pages useful as you reflect on the 2023 Match and prepare for future Matches.

Donna L. Lamb, D.H.Sc., M.B.A., B.S.N.,  
President and Chief Executive Officer  
National Resident Matching Program  
455 Massachusetts Ave NW, Suite 310  
Washington, DC 20001  
admin@nrmp.org



---

## Table 1

Table 1 summarizes the 2023 Main Residency Match and shows the numbers of participating programs, offered positions, and unfilled programs. It also provides ranking and matching data for U.S. MD seniors (Table 1A) and U.S. DO seniors (Table 1B).

Using Anesthesiology PGY-1 as an example on Table 1A:

- The first three columns (“No. of Programs,” “Positions Offered,” and “Unfilled Programs”) show that 172 programs offered 1,609 Anesthesiology PGY-1 positions and that 1 of those programs was unfilled after the matching algorithm had been processed.
- The numbers of U.S. MD senior applicants and total applicants are provided in the next two columns under “No. of Applicants.” In 2023, 1,741 U.S. MD seniors ranked at least one Anesthesiology program, and 2,959 applicants in total ranked Anesthesiology. Note that the figures do not mean that Anesthesiology was the preferred choice of those applicants.
- The next two columns (under “No. of Matches”) show that 1,199 of the 1,609 PGY-1 positions offered in Anesthesiology were filled by U.S. MD seniors, with 1,606 filled by all applicants.
- The fill rates (calculated as positions filled divided by positions offered) can be found in the two columns under “% Filled.” Of the 1,609 PGY-1 positions offered in Anesthesiology, 74.5 percent were filled by U.S. MD seniors and 99.8 percent were filled overall.
- The “Ranked Positions” columns show that, collectively, U.S. MD seniors ranked the positions offered by those Anesthesiology programs 16,742 times and the total number of ranks by all applicants was 22,900.

The 2023 Match offered 40,375 positions, 1,170 more than 2022; of those, 37,425 were PGY-1 positions, 1,148 more than last year.

**Table 1A Match Summary for MD Seniors, 2023**

Specialty	No. of Programs	Positions Offered	Unfilled Programs	No. of Applicants*		No. of Matches*		% Filled		Ranked Positions	
				MD		MD		MD		MD	
				Seniors	Total	Seniors	Total	Seniors	Total	Seniors	Total
<b>PGY- 1 Positions</b>											
Anesthesiology	172	1,609	1	1,741	2,959	1,199	1,606	74.5	99.8	16,742	22,900
Child Neurology	77	177	3	141	264	125	174	70.6	98.3	1,856	2,512
Dermatology	13	29	0	213	279	21	29	72.4	100.0	326	439
Emergency Medicine	287	3,010	132	1,337	2,765	1,274	2,456	42.3	81.6	20,894	38,072
Emergency Med-Anesthesiology	1	1	1	2	3	0	0	0.0	0.0	2	3
Emergency Med-Family Med	3	7	0	12	26	4	7	57.1	100.0	24	48
Family Medicine	773	5,088	217	1,718	6,927	1,484	4,511	29.2	88.7	21,902	61,456
Family Med-Preventive Med	2	2	0	9	11	2	2	100.0	100.0	11	13
Internal Medicine (Categorical)	668	9,725	78	4,207	14,231	3,592	9,345	36.9	96.1	52,057	115,568
Medicine-Anesthesiology	2	5	1	15	32	4	4	80.0	80.0	16	33
Medicine-Dermatology	5	8	0	29	36	7	8	87.5	100.0	62	74
Medicine-Emergency Med	12	31	1	46	97	14	28	45.2	90.3	235	391
Medicine-Medical Genetics	5	4	1	6	15	2	3	50.0	75.0	20	34
Medicine-Pediatrics	77	392	3	358	571	307	388	78.3	99.0	4,256	5,235
Medicine-Preliminary (PGY-1 Only)	347	1,715	63	3,849	6,026	1,205	1,576	70.3	91.9	54,201	65,760
Medicine-Preventive Med	4	7	0	24	97	3	7	42.9	100.0	28	105
Medicine-Primary	94	453	5	791	2,173	246	445	54.3	98.2	3,180	5,058
Medicine-Psychiatry	13	26	0	63	95	24	26	92.3	100.0	280	337
Interventional Radiology (Integrated)	27	51	0	173	266	37	51	72.5	100.0	750	979
Neurodevelopmental Disabilities	5	6	0	12	28	5	6	83.3	100.0	28	55
Neurological Surgery	115	243	3	271	373	211	240	86.8	98.8	4,335	4,836
Neurology	146	846	3	636	1,550	461	843	54.5	99.6	6,558	11,193
Obstetrics-Gynecology	283	1,503	3	1,293	2,100	1,102	1,499	73.3	99.7	15,389	20,260
OB/GYN-Preliminary (PGY-1 Only)	15	18	7	140	189	4	8	22.2	44.4	233	301
Orthopedic Surgery	218	899	0	947	1,425	690	899	76.8	100.0	10,539	12,959
Osteo Neuromusculoskeletal Med	7	22	6	0	18	0	9	0.0	40.9	0	62
Otolaryngology	138	373	2	379	493	310	371	83.1	99.5	5,311	5,938
Pathology	166	613	5	271	1,023	242	607	39.5	99.0	3,232	8,454
Pediatrics (Categorical)	248	2,986	30	1,822	3,724	1,635	2,900	54.8	97.1	25,211	39,229
Pediatrics-Anesthesiology	5	7	0	17	22	7	7	100.0	100.0	41	47
Pediatrics-Emergency Med	4	9	0	19	33	6	9	66.7	100.0	48	83
Pediatrics-Medical Genetics	19	25	2	21	39	17	23	68.0	92.0	197	256
Pediatrics-P M & R	3	4	0	13	15	4	4	100.0	100.0	24	27
Pediatrics-Preliminary	15	21	3	92	137	14	18	66.7	85.7	494	572
Pediatrics-Primary	11	60	1	191	528	22	58	36.7	96.7	265	650
Peds/Psych/Child Psych	10	26	1	53	65	20	22	76.9	84.6	219	239
Physical Medicine & Rehab	49	206	0	355	745	118	206	57.3	100.0	1,790	3,267
Plastic Surgery (Integrated)	91	207	0	255	332	191	207	92.3	100.0	3,030	3,333
Psychiatry	379	2,164	7	1,562	3,039	1,343	2,143	62.1	99.0	16,822	25,724
Psychiatry-Family Medicine	6	10	0	46	55	9	10	90.0	100.0	119	133
Psychiatry-Neurology	4	3	0	12	16	2	3	66.7	100.0	29	37
Radiation Oncology	4	10	2	84	108	6	7	60.0	70.0	113	147
Radiology-Diagnostic	35	143	0	765	1,235	90	143	62.9	100.0	1,830	2,754
Surgery (Categorical)	355	1,670	3	1,466	3,100	1,062	1,667	63.6	99.8	17,537	25,622
Surgery-Preliminary (PGY-1 Only)	249	1,133	151	987	2,032	246	582	21.7	51.4	7,001	10,690
Thoracic Surgery	36	49	0	95	138	41	49	83.7	100.0	851	987
Transitional (PGY-1 Only)	215	1,736	45	2,916	4,787	1,015	1,524	58.5	87.8	36,474	48,680
Vascular Surgery	74	93	1	92	159	75	92	80.6	98.9	1,754	2,035
<b>Total PGY- 1</b>	<b>5,487</b>	<b>37,425</b>	<b>781</b>	<b>29,546</b>	<b>64,381</b>	<b>18,498</b>	<b>34,822</b>	<b>49.4</b>	<b>93.0</b>	<b>336,316</b>	<b>547,587</b>

**Table 1A Match Summary for MD Seniors, 2023 (Continued)**

Specialty	No. of Programs	Positions Offered	Unfilled Programs	No. of Applicants*		No. of Matches*		% Filled		Ranked Positions	
				MD		MD		MD		MD	
				Seniors	Total	Seniors	Total	Seniors	Total	Seniors	Total
<b>PGY- 2 Positions</b>											
Anesthesiology	52	301	0	1,257	2,006	201	301	66.8	100.0	5,535	7,395
Child Neurology	4	6	0	34	70	2	6	33.3	100.0	37	78
Dermatology	141	499	1	578	864	384	496	77.0	99.4	4,464	5,695
Interventional Radiology (Integrated)	67	125	2	205	355	90	123	72.0	98.4	1,758	2,213
Neurodevelopmental Disabilities	2	2	0	5	14	1	2	50.0	100.0	9	20
Neurology	39	218	1	487	989	137	217	62.8	99.5	1,855	2,999
Nuclear Medicine	2	4	2	0	9	0	1	0.0	25.0	0	11
Osteo Neuromusculoskeletal Med	1	2	1	0	9	0	1	0.0	50.0	0	9
Physical Medicine & Rehab	67	325	1	368	788	182	323	56.0	99.4	2,804	4,921
Radiation Oncology	83	181	24	119	203	106	147	58.6	81.2	1,814	2,506
Radiology-Diagnostic	168	1,006	0	1,175	2,014	734	1,006	73.0	100.0	12,780	17,213
Radiology-Nuclear Med	2	2	0	17	31	2	2	100.0	100.0	21	37
<b>Total PGY- 2</b>	<b>628</b>	<b>2,671</b>	<b>32</b>	<b>4,245</b>	<b>7,352</b>	<b>1,839</b>	<b>2,625</b>	<b>68.9</b>	<b>98.3</b>	<b>31,077</b>	<b>43,097</b>
<b>Physician (R) Positions**</b>											
Anesthesiology	58	137	3	0	331	0	133	0.0	97.1	0	1,079
Child Neurology	20	26	12	0	13	0	10	0.0	38.5	0	85
Dermatology	14	16	0	0	72	0	16	0.0	100.0	0	115
Interventional Radiology (Integrated)	2	2	0	0	5	0	2	0.0	100.0	0	5
Neurodevelopmental Disabilities	1	2	0	0	3	0	2	0.0	100.0	0	3
Neurology	17	27	3	0	45	0	22	0.0	81.5	0	147
Osteo Neuromusculoskeletal Med	1	6	1	0	5	0	3	0.0	50.0	0	5
Physical Medicine & Rehab	13	23	2	0	64	0	20	0.0	87.0	0	139
Radiation Oncology	11	13	5	0	23	0	8	0.0	61.5	0	43
Radiology-Diagnostic	18	27	0	0	152	0	27	0.0	100.0	0	280
<b>Total Physician (R)</b>	<b>155</b>	<b>279</b>	<b>26</b>	<b>0</b>	<b>713</b>	<b>0</b>	<b>243</b>	<b>0.0</b>	<b>87.1</b>	<b>0</b>	<b>1,901</b>
<b>GRAND TOTAL</b>	<b>6,270</b>	<b>40,375</b>	<b>839</b>	<b>33,791</b>	<b>72,446</b>	<b>20,337</b>	<b>37,690</b>	<b>50.4</b>	<b>93.3</b>	<b>367,393</b>	<b>592,585</b>

\* Applicants can rank multiple specialties. In 2023, 2,273 applicants matched to both PGY-1 and PGY-2 positions; of those applicants, 1,783 were U.S. MD seniors.

\*\* Physician (R) positions are PGY-2 positions starting in the year of the Match that are reserved for applicants who have had prior graduate medical education. Physician positions are not available to senior medical students. In previous *Results and Data Books*, the numbers of R positions were small and they were included in the categorical position counts. In 2014, NRMP began listing R positions separately.

**Table 1B Match Summary for DO Seniors, 2023**

Specialty	No. of Programs	Positions Offered	Unfilled Programs	No. of Applicants*		No. of Matches*		% Filled		Ranked Positions	
				DO Seniors	Total	DO Seniors	Total	DO Seniors	Total	DO Seniors	Total
<b>PGY- 1 Positions</b>											
Anesthesiology	172	1,609	1	507	2,959	245	1,606	15.2	99.8	3,395	22,900
Child Neurology	77	177	3	30	264	23	174	13.0	98.3	324	2,512
Dermatology	13	29	0	45	279	5	29	17.2	100.0	66	439
Emergency Medicine	287	3,010	132	799	2,765	730	2,456	24.3	81.6	11,754	38,072
Emergency Med-Anesthesiology	1	1	1	1	3	0	0	0.0	0.0	1	3
Emergency Med-Family Med	3	7	0	7	26	2	7	28.6	100.0	14	48
Family Medicine	773	5,088	217	1,952	6,927	1,511	4,511	29.7	88.7	23,311	61,456
Family Med-Preventive Med	2	2	0	2	11	0	2	0.0	100.0	2	13
Internal Medicine (Categorical)	668	9,725	78	2,122	14,231	1,688	9,345	17.4	96.1	23,714	115,568
Medicine-Anesthesiology	2	5	1	7	32	0	4	0.0	80.0	7	33
Medicine-Dermatology	5	8	0	1	36	0	8	0.0	100.0	1	74
Medicine-Emergency Med	12	31	1	20	97	9	28	29.0	90.3	87	391
Medicine-Medical Genetics	5	4	1	3	15	1	3	25.0	75.0	4	34
Medicine-Pediatrics	77	392	3	78	571	44	388	11.2	99.0	642	5,235
Medicine-Preliminary (PGY-1 Only)	347	1,715	63	810	6,026	149	1,576	8.7	91.9	5,828	65,760
Medicine-Preventive Med	4	7	0	0	97	0	7	0.0	100.0	0	105
Medicine-Primary	94	453	5	284	2,173	45	445	9.9	98.2	484	5,058
Medicine-Psychiatry	13	26	0	14	95	2	26	7.7	100.0	35	337
Interventional Radiology (Integrated)	27	51	0	38	266	4	51	7.8	100.0	104	979
Neurodevelopmental Disabilities	5	6	0	2	28	0	6	0.0	100.0	3	55
Neurological Surgery	115	243	3	12	373	3	240	1.2	98.8	55	4,836
Neurology	146	846	3	221	1,550	148	843	17.5	99.6	1,853	11,193
Obstetrics-Gynecology	283	1,503	3	381	2,100	249	1,499	16.6	99.7	3,269	20,260
OB/GYN-Preliminary (PGY-1 Only)	15	18	7	20	189	0	8	0.0	44.4	22	301
Orthopedic Surgery	218	899	0	237	1,425	119	899	13.2	100.0	1,365	12,959
Osteo Neuromusculoskeletal Med	7	22	6	14	18	8	9	36.4	40.9	52	62
Otolaryngology	138	373	2	34	493	23	371	6.2	99.5	238	5,938
Pathology	166	613	5	111	1,023	87	607	14.2	99.0	1,276	8,454
Pediatrics (Categorical)	248	2,986	30	716	3,724	608	2,900	20.4	97.1	8,277	39,229
Pediatrics-Anesthesiology	5	7	0	2	22	0	7	0.0	100.0	3	47
Pediatrics-Emergency Med	4	9	0	11	33	3	9	33.3	100.0	27	83
Pediatrics-Medical Genetics	19	25	2	5	39	2	23	8.0	92.0	25	256
Pediatrics-P M & R	3	4	0	2	15	0	4	0.0	100.0	3	27
Pediatrics-Preliminary	15	21	3	17	137	2	18	9.5	85.7	24	572
Pediatrics-Primary	11	60	1	75	528	6	58	10.0	96.7	86	650
Peds/Psych/Child Psych	10	26	1	9	65	2	22	7.7	84.6	17	239
Physical Medicine & Rehab	49	206	0	266	745	74	206	35.9	100.0	1,208	3,267
Plastic Surgery (Integrated)	91	207	0	5	332	0	207	0.0	100.0	27	3,333
Psychiatry	379	2,164	7	559	3,039	403	2,143	18.6	99.0	5,150	25,724
Psychiatry-Family Medicine	6	10	0	4	55	1	10	10.0	100.0	5	133
Psychiatry-Neurology	4	3	0	1	16	0	3	0.0	100.0	2	37
Radiation Oncology	4	10	2	4	108	0	7	0.0	70.0	6	147
Radiology-Diagnostic	35	143	0	199	1,235	28	143	19.6	100.0	468	2,754
Surgery (Categorical)	355	1,670	3	432	3,100	243	1,667	14.6	99.8	3,613	25,622
Surgery-Preliminary (PGY-1 Only)	249	1,133	151	231	2,032	47	582	4.1	51.4	865	10,690
Thoracic Surgery	36	49	0	6	138	1	49	2.0	100.0	27	987
Transitional (PGY-1 Only)	215	1,736	45	939	4,787	293	1,524	16.9	87.8	8,918	48,680
Vascular Surgery	74	93	1	17	159	4	92	4.3	98.9	74	2,035
<b>Total PGY- 1</b>	<b>5,487</b>	<b>37,425</b>	<b>781</b>	<b>11,252</b>	<b>64,381</b>	<b>6,812</b>	<b>34,822</b>	<b>18.2</b>	<b>93.0</b>	<b>106,731</b>	<b>547,587</b>

**Table 1B Match Summary for DO Seniors, 2023 (Continued)**

Specialty	No. of Programs	Positions Offered	Unfilled Programs	No. of Applicants*		No. of Matches*		% Filled		Ranked Positions	
				DO Seniors	Total	DO Seniors	Total	DO Seniors	Total	DO Seniors	Total
<b>PGY- 2 Positions</b>											
Anesthesiology	52	301	0	331	2,006	48	301	15.9	100.0	881	7,395
Child Neurology	4	6	0	12	70	2	6	33.3	100.0	16	78
Dermatology	141	499	1	79	864	34	496	6.8	99.4	402	5,695
Interventional Radiology (Integrated)	67	125	2	58	355	18	123	14.4	98.4	230	2,213
Neurodevelopmental Disabilities	2	2	0	0	14	0	2	0.0	100.0	0	20
Neurology	39	218	1	140	989	23	217	10.6	99.5	368	2,999
Nuclear Medicine	2	4	2	0	9	0	1	0.0	25.0	0	11
Osteo Neuromusculoskeletal Med	1	2	1	7	9	1	1	50.0	50.0	7	9
Physical Medicine & Rehab	67	325	1	276	788	113	323	34.8	99.4	1,678	4,921
Radiation Oncology	83	181	24	8	203	6	147	3.3	81.2	109	2,506
Radiology-Diagnostic	168	1,006	0	266	2,014	104	1,006	10.3	100.0	1,672	17,213
Radiology-Nuclear Med	2	2	0	2	31	0	2	0.0	100.0	2	37
<b>Total PGY- 2</b>	<b>628</b>	<b>2,671</b>	<b>32</b>	<b>1,179</b>	<b>7,352</b>	<b>349</b>	<b>2,625</b>	<b>13.1</b>	<b>98.3</b>	<b>5,365</b>	<b>43,097</b>
<b>Physician (R) Positions**</b>											
Anesthesiology	58	137	3	0	331	0	133	0.0	97.1	0	1,079
Child Neurology	20	26	12	0	13	0	10	0.0	38.5	0	85
Dermatology	14	16	0	0	72	0	16	0.0	100.0	0	115
Interventional Radiology (Integrated)	2	2	0	0	5	0	2	0.0	100.0	0	5
Neurodevelopmental Disabilities	1	2	0	0	3	0	2	0.0	100.0	0	3
Neurology	17	27	3	0	45	0	22	0.0	81.5	0	147
Osteo Neuromusculoskeletal Med	1	6	1	0	5	0	3	0.0	50.0	0	5
Physical Medicine & Rehab	13	23	2	0	64	0	20	0.0	87.0	0	139
Radiation Oncology	11	13	5	0	23	0	8	0.0	61.5	0	43
Radiology-Diagnostic	18	27	0	0	152	0	27	0.0	100.0	0	280
<b>Total Physician (R)</b>	<b>155</b>	<b>279</b>	<b>26</b>	<b>0</b>	<b>713</b>	<b>0</b>	<b>243</b>	<b>0.0</b>	<b>87.1</b>	<b>0</b>	<b>1,901</b>
<b>GRAND TOTAL</b>	<b>6,270</b>	<b>40,375</b>	<b>839</b>	<b>12,431</b>	<b>72,446</b>	<b>7,161</b>	<b>37,690</b>	<b>17.7</b>	<b>93.3</b>	<b>112,096</b>	<b>592,585</b>

\* Applicants can rank multiple specialties. In 2023, 2,273 applicants matched to both PGY-1 and PGY-2 positions; Of those applicants, 317 were U.S. DO seniors.

\*\* Physician (R) positions are PGY-2 positions starting in the year of the Match that are reserved for applicants who have had prior graduate medical education. Physician positions are not available to senior medical students. In previous *Results and Data Books*, the numbers of R positions were small and they were included in the categorical position counts. In 2014, NRMP began listing R positions separately.

## Table 2

Table 2 shows the number of matches per specialty by applicant type. There was considerable variation in the numbers between applicant types. The data are described in more detail in Tables 10-12.

For example, the top five specialties to which U.S. MD seniors matched were:

- Internal Medicine (Categorical) (3,838)
- Pediatrics (Categorical) (1,657)
- Family Medicine (1,484)
- Anesthesiology (1,400)
- Psychiatry (1,343)

For U.S. MD graduates, the top five specialties were:

- Surgery (Categorical) (153)
- Internal Medicine (Categorical) (137)
- Anesthesiology (135)
- Radiology-Diagnostic (100)
- Family Medicine (90)

For U.S. DO seniors, the top five specialties were:

- Internal Medicine (Categorical) (1,733)
- Family Medicine (1,511)
- Emergency Medicine (730)
- Pediatrics (Categorical) (614)
- Psychiatry (403)

For U.S. DO graduates, the top five specialties were:

- Internal Medicine (Categorical) (72)
- Family Medicine (70)
- Emergency Medicine (50)
- Anesthesiology (43)
- Surgery (Categorical) (36)

For U.S. citizen students and graduates of international medical schools (“U.S. IMG”), the top five specialties were:

- Internal Medicine (Categorical) (1,235)
- Family Medicine (793)
- Emergency Medicine (289)
- Pediatrics (Categorical) (233)
- Psychiatry (202)

For non-U.S. citizen students and graduates of international medical schools (“Non-U.S. IMG”), the top five specialties were:

- Internal Medicine (Categorical) (2,772)
- Family Medicine (562)
- Pediatrics (Categorical) (424)
- Neurology (230)
- Pathology (185)

Note: PGY-1 only tracks were not included in the above list.

**Table 2** Matches by Specialty and Applicant Type, 2023

Specialty	Number of Positions	Number Filled	MD Senior	MD Grad	DO Senior	DO Grad	Others	U.S. IMG	Non-U.S. IMG	Number Unfilled
<b>PGY- 1 Positions</b>										
Anesthesiology	1,609	1,606	1,199	20	245	15	0	58	69	3
Child Neurology	177	174	125	0	23	0	0	8	18	3
Dermatology	29	29	21	2	5	1	0	0	0	0
Emergency Medicine	3,010	2,456	1,274	52	730	50	0	289	61	554
Emergency Med-Anesthesiology	1	0	0	0	0	0	0	0	0	1
Emergency Med-Family Med	7	7	4	1	2	0	0	0	0	0
Family Medicine	5,088	4,511	1,484	90	1,511	70	1	793	562	577
Family Med-Preventive Med	2	2	2	0	0	0	0	0	0	0
Internal Medicine (Categorical)	9,725	9,345	3,592	133	1,688	70	3	1,200	2,659	380
Medicine-Anesthesiology	5	4	4	0	0	0	0	0	0	1
Medicine-Dermatology	8	8	7	0	0	0	0	0	1	0
Medicine-Emergency Med	31	28	14	0	9	0	0	3	2	3
Medicine-Medical Genetics	4	3	2	0	1	0	0	0	0	1
Medicine-Pediatrics	392	388	307	4	44	0	0	12	21	4
Medicine-Preliminary (PGY-1 Only)	1,715	1,576	1,205	30	149	2	1	72	117	139
Medicine-Preventive Med	7	7	3	0	0	0	0	0	4	0
Medicine-Primary	453	445	246	4	45	2	0	35	113	8
Medicine-Psychiatry	26	26	24	0	2	0	0	0	0	0
Interventional Radiology (Integrated)	51	51	37	0	4	0	1	3	6	0
Neurodevelopmental Disabilities	6	6	5	0	0	0	0	1	0	0
Neurological Surgery	243	240	211	10	3	1	0	1	14	3
Neurology	846	843	461	6	148	1	1	56	170	3
Obstetrics-Gynecology	1,503	1,499	1,102	46	249	15	0	49	38	4
OB/GYN-Preliminary (PGY-1 Only)	18	8	4	0	0	0	0	1	3	10
Orthopedic Surgery	899	899	690	69	119	7	2	8	4	0
Osteo Neuromusculoskeletal Med	22	9	0	0	8	1	0	0	0	13
Otolaryngology	373	371	310	30	23	1	0	2	5	2
Pathology	613	607	242	19	87	11	0	63	185	6
Pediatrics (Categorical)	2,986	2,900	1,635	22	608	6	2	226	401	86
Pediatrics-Anesthesiology	7	7	7	0	0	0	0	0	0	0
Pediatrics-Emergency Med	9	9	6	0	3	0	0	0	0	0
Pediatrics-Medical Genetics	25	23	17	0	2	0	0	1	3	2
Pediatrics-P M & R	4	4	4	0	0	0	0	0	0	0
Pediatrics-Preliminary	21	18	14	0	2	0	0	0	2	3
Pediatrics-Primary	60	58	22	0	6	0	0	7	23	2
Peds/Psych/Child Psych	26	22	20	0	2	0	0	0	0	4
Physical Medicine & Rehab	206	206	118	3	74	1	0	6	4	0
Plastic Surgery (Integrated)	207	207	191	7	0	1	0	2	6	0
Psychiatry	2,164	2,143	1,343	32	403	13	1	202	149	21
Psychiatry-Family Medicine	10	10	9	0	1	0	0	0	0	0
Psychiatry-Neurology	3	3	2	0	0	0	0	0	1	0
Radiation Oncology	10	7	6	0	0	0	0	0	1	3
Radiology-Diagnostic	143	143	90	4	28	0	0	8	13	0
Surgery (Categorical)	1,670	1,667	1,062	153	243	36	1	77	95	3
Surgery-Preliminary (PGY-1 Only)	1,133	582	246	22	47	7	1	73	186	551
Thoracic Surgery	49	49	41	2	1	0	0	0	5	0
Transitional (PGY-1 Only)	1,736	1,524	1,015	26	293	8	0	95	87	212
Vascular Surgery	93	92	75	3	4	1	0	5	4	1
<b>Total PGY-1</b>	<b>37,425</b>	<b>34,822</b>	<b>18,498</b>	<b>790</b>	<b>6,812</b>	<b>320</b>	<b>14</b>	<b>3,356</b>	<b>5,032</b>	<b>2,603</b>

**Table 2** Matches by Specialty and Applicant Type, 2023 (Continued)

Specialty	Number of Positions	Number Filled	MD Senior	MD Grad	DO Senior	DO Grad	Others	U.S. IMG	Non-U.S. IMG	Number Unfilled
<b><u>PGY- 2 Positions</u></b>										
Anesthesiology	301	301	201	27	48	3	1	14	7	0
Child Neurology	6	6	2	0	2	0	0	0	2	0
Dermatology	499	496	384	65	34	6	0	2	5	3
Interventional Radiology (Integrated)	125	123	90	3	18	2	0	3	7	2
Neurodevelopmental Disabilities	2	2	1	0	0	0	0	0	1	0
Neurology	218	217	137	0	23	3	0	6	48	1
Nuclear Medicine	4	1	0	0	0	0	0	1	0	3
Osteo Neuromusculoskeletal Med	2	1	0	0	1	0	0	0	0	1
Physical Medicine & Rehab	325	323	182	5	113	8	0	11	4	2
Radiation Oncology	181	147	106	9	6	2	0	8	16	34
Radiology-Diagnostic	1,006	1,006	734	76	104	19	0	21	52	0
Radiology-Nuclear Med	2	2	2	0	0	0	0	0	0	0
<b>Total PGY-2</b>	<b>2,671</b>	<b>2,625</b>	<b>1,839</b>	<b>185</b>	<b>349</b>	<b>43</b>	<b>1</b>	<b>66</b>	<b>142</b>	<b>46</b>
<b><u>Physician (R) Positions</u></b>										
Anesthesiology	137	133	0	88	0	25	0	11	9	4
Child Neurology	26	10	0	3	0	1	0	3	3	16
Dermatology	16	16	0	14	0	1	0	1	0	0
Interventional Radiology (Integrated)	2	2	0	1	0	1	0	0	0	0
Neurodevelopmental Disabilities	2	2	0	1	0	0	0	0	1	0
Neurology	27	22	0	2	0	6	0	2	12	5
Osteo Neuromusculoskeletal Med	6	3	0	0	0	2	0	1	0	3
Physical Medicine & Rehab	23	20	0	7	0	11	0	1	1	3
Radiation Oncology	13	8	0	5	0	1	0	0	2	5
Radiology-Diagnostic	27	27	0	20	0	4	0	0	3	0
<b>Total Physician (R)</b>	<b>279</b>	<b>243</b>	<b>0</b>	<b>141</b>	<b>0</b>	<b>52</b>	<b>0</b>	<b>19</b>	<b>31</b>	<b>36</b>
<b>GRAND TOTAL</b>	<b>40,375</b>	<b>37,690</b>	<b>20,337</b>	<b>1,116</b>	<b>7,161</b>	<b>415</b>	<b>15</b>	<b>3,441</b>	<b>5,205</b>	<b>2,685</b>



---

## Table 3

Table 3 shows the numbers of positions offered by specialty between 2019 and 2023. The 2023 Match offered 37,425 PGY-1 positions, an increase of 5,231 (16.2 percent) over 2019. The combined increase of PGY-1 and PGY-2 positions was 5,146 (14.7 percent) over 2019.

In 2023, the number of positions in Internal Medicine (Categorical, Primary), Family Medicine, and Pediatrics (Categorical, Primary) was 18,312, 2,756 (17.7 percent) more than in 2019.

Specialties that have increased or decreased in matched applicants by at least 10 percent and 10 positions in the Match between 2019 and 2023 are highlighted in Table 3 with arrows.

Table 3

## Positions Offered in the Matching Program, 2019 - 2023

Specialty	2023		2022		2021		2020		2019	
	No.	%	No.	%	No.	%	No.	%	No.	%
<b>PGY-1 Positions</b>										
▲ Anesthesiology	1,609	4.3	1,509	4.2	1,460	4.1	1,370	4.0	1,337	4.2
▲ Child Neurology	177	0.5	166	0.5	159	0.5	159	0.5	145	0.5
Dermatology	29	0.1	30	0.1	30	0.1	31	0.1	30	0.1
▲ Emergency Medicine	3,010	8.0	2,921	8.1	2,840	8.1	2,665	7.8	2,488	7.7
Emergency Med-Anesthesiology	1	0.0	2	0.0	2	0.0	0	0.0	1	0.0
Emergency Med-Family Med	7	0.0	7	0.0	7	0.0	6	0.0	4	0.0
▲ Family Medicine	5,088	13.6	4,916	13.6	4,823	13.7	4,662	13.6	4,107	12.8
Family Medicine-ONMM	0	0.0	0	0.0	0	0.0	2	0.0	1	0.0
Family Med-Preventive Med	2	0.0	2	0.0	2	0.0	3	0.0	4	0.0
▲ Internal Medicine (Categorical)	9,725	26.0	9,380	25.9	9,024	25.6	8,697	25.4	8,116	25.2
Medicine-Anesthesiology	5	0.0	3	0.0	4	0.0	3	0.0	5	0.0
Medicine-Dermatology	8	0.0	8	0.0	8	0.0	6	0.0	7	0.0
Medicine-Emergency Med	31	0.1	31	0.1	31	0.1	30	0.1	26	0.1
Medicine-Medical Genetics	4	0.0	5	0.0	4	0.0	4	0.0	3	0.0
Medicine-Pediatrics	392	1.0	392	1.1	385	1.1	390	1.1	390	1.2
▼ Medicine-Preliminary (PGY-1 Only)	1,715	4.6	1,774	4.9	1,833	5.2	1,911	5.6	1,944	6.0
Medicine-Preventive Med	7	0.0	8	0.0	5	0.0	7	0.0	6	0.0
▲ Medicine-Primary	453	1.2	429	1.2	441	1.3	430	1.3	396	1.2
Medicine-Psychiatry	26	0.1	24	0.1	24	0.1	23	0.1	23	0.1
▲ Interventional Radiology (Integrated)	51	0.1	45	0.1	41	0.1	38	0.1	37	0.1
Neurodevelopmental Disabilities	6	0.0	5	0.0	6	0.0	4	0.0	4	0.0
Neurological Surgery	243	0.6	240	0.7	234	0.7	232	0.7	232	0.7
▲ Neurology	846	2.3	772	2.1	715	2.0	682	2.0	617	1.9
Obstetrics-Gynecology	1,503	4.0	1,503	4.1	1,460	4.1	1,443	4.2	1,395	4.3
OB/GYN-Preliminary (PGY-1 Only)	18	0.0	18	0.0	18	0.1	18	0.1	18	0.1
▲ Orthopedic Surgery	899	2.4	875	2.4	868	2.5	849	2.5	755	2.3
▲ Osteo Neuromusculoskeletal Med	22	0.1	16	0.0	12	0.0	10	0.0	2	0.0
▲ Otolaryngology	373	1.0	361	1.0	350	1.0	350	1.0	328	1.0
Pathology	613	1.6	631	1.7	611	1.7	603	1.8	601	1.9
Pediatrics (Categorical)	2,986	8.0	2,942	8.1	2,901	8.2	2,864	8.4	2,847	8.8
Pediatrics-Anesthesiology	7	0.0	6	0.0	8	0.0	7	0.0	7	0.0
Pediatrics-Emergency Med	9	0.0	9	0.0	8	0.0	8	0.0	8	0.0
Pediatrics-Medical Genetics	25	0.1	30	0.1	27	0.1	22	0.1	21	0.1
Pediatrics-P M & R	4	0.0	3	0.0	2	0.0	4	0.0	4	0.0
Pediatrics-Preliminary	21	0.1	23	0.1	24	0.1	19	0.1	24	0.1
▼ Pediatrics-Primary	60	0.2	74	0.2	75	0.2	92	0.3	90	0.3
Peds/Psych/Child Psych	26	0.1	21	0.1	21	0.1	22	0.1	21	0.1
▲ Physical Medicine & Rehab	206	0.6	180	0.5	157	0.4	151	0.4	138	0.4
▲ Plastic Surgery (Integrated)	207	0.6	194	0.5	187	0.5	180	0.5	172	0.5
Preventive Medicine	0	0.0	0	0.0	0	0.0	1	0.0	1	0.0
▲ Psychiatry	2,164	5.8	2,047	5.6	1,907	5.4	1,858	5.4	1,740	5.4
Psychiatry-Family Medicine	10	0.0	10	0.0	12	0.0	12	0.0	12	0.0
Psychiatry-Neurology	3	0.0	4	0.0	4	0.0	2	0.0	4	0.0
Radiation Oncology	10	0.0	10	0.0	15	0.0	14	0.0	15	0.0
▲ Radiology-Diagnostic	143	0.4	132	0.4	122	0.3	123	0.4	123	0.4
▲ Surgery (Categorical)	1,670	4.5	1,622	4.5	1,569	4.5	1,536	4.5	1,432	4.4
Surgery-Preliminary (PGY-1 Only)	1,133	3.0	1,150	3.2	1,136	3.2	1,174	3.4	1,158	3.6
▲ Thoracic Surgery	49	0.1	47	0.1	46	0.1	38	0.1	37	0.1
▲ Transitional (PGY-1 Only)	1,736	4.6	1,616	4.5	1,497	4.3	1,436	4.2	1,252	3.9
▲ Vascular Surgery	93	0.2	84	0.2	79	0.2	75	0.2	66	0.2
<b>TOTAL - PGY1</b>	<b>37,425</b>	<b>100</b>	<b>36,277</b>	<b>100</b>	<b>35,194</b>	<b>100</b>	<b>34,266</b>	<b>100</b>	<b>32,194</b>	<b>100</b>

**Table 3****Positions Offered in the Matching Program, 2019 - 2023 (Continued)**

Specialty	2023		2022		2021		2020		2019	
	No.	%	No.	%	No.	%	No.	%	No.	%
<b><u>PGY-2 Positions</u></b>										
▼ Anesthesiology	301	11.3	346	12.8	339	12.6	398	14.5	428	15.5
Child Neurology	6	0.2	7	0.3	8	0.3	9	0.3	11	0.4
▲ Dermatology	499	18.7	492	18.1	477	17.7	478	17.4	447	16.2
▲ Interventional Radiology (Integrated)	125	4.7	123	4.5	121	4.5	118	4.3	113	4.1
Neurodevelopmental Disabilities	2	0.1	3	0.1	4	0.1	3	0.1	5	0.2
▼ Neurology	218	8.2	233	8.6	254	9.4	244	8.9	281	10.2
Nuclear Medicine	4	0.1	1	0.0	1	0.0	1	0.0	0	0.0
Osteo Neuromusculoskeletal Med	2	0.1	2	0.1	7	0.3	7	0.3	4	0.1
Physical Medicine & Rehab	325	12.2	338	12.5	327	12.1	316	11.5	308	11.2
Radiation Oncology	181	6.8	166	6.1	173	6.4	175	6.4	192	7.0
Radiology-Diagnostic	1,006	37.7	997	36.8	986	36.5	990	36.1	965	35.0
Radiology-Nuclear Med	2	0.1	3	0.1	2	0.1	3	0.1	2	0.1
<b>TOTAL - PGY2</b>	<b>2,671</b>	<b>100</b>	<b>2,711</b>	<b>100</b>	<b>2,699</b>	<b>100</b>	<b>2,742</b>	<b>100</b>	<b>2,756</b>	<b>100</b>
<b><u>Physician (R) Positions</u></b>										
▲ Anesthesiology	137	49.1	114	52.5	94	44.1	116	46.8	97	41.3
Child Neurology	26	9.3	15	6.9	20	9.4	25	10.1	34	14.5
▼ Dermatology	16	5.7	22	10.1	20	9.4	29	11.7	27	11.5
Interventional Radiology (Integrated)	2	0.7	1	0.5	2	0.9	0	0.0	1	0.4
Neurodevelopmental Disabilities	2	0.7	1	0.5	2	0.9	3	1.2	4	1.7
Neurology	27	9.7	9	4.1	21	9.9	20	8.1	20	8.5
Osteo Neuromusculoskeletal Med	6	2.2	6	2.8	2	0.9	6	2.4	1	0.4
Physical Medicine & Rehab	23	8.2	14	6.5	15	7.0	13	5.2	18	7.7
Radiation Oncology	13	4.7	9	4.1	5	2.3	3	1.2	4	1.7
Radiology-Diagnostic	27	9.7	26	12.0	31	14.6	33	13.3	29	12.3
Radiology-Nuclear Med	0	0.0	0	0.0	1	0.5	0	0.0	0	0.0
<b>TOTAL - Physician (R)</b>	<b>279</b>	<b>100</b>	<b>217</b>	<b>100</b>	<b>213</b>	<b>100</b>	<b>248</b>	<b>100</b>	<b>235</b>	<b>100</b>
<b>GRAND TOTAL</b>	<b>40,375</b>	<b>100</b>	<b>39,205</b>	<b>100</b>	<b>38,106</b>	<b>100</b>	<b>37,256</b>	<b>100</b>	<b>35,185</b>	<b>100</b>

▲▼ Denotes increase/decrease in matched applicants of more than 10 percent and 10 positions between 2019 and 2023.

## Table 4

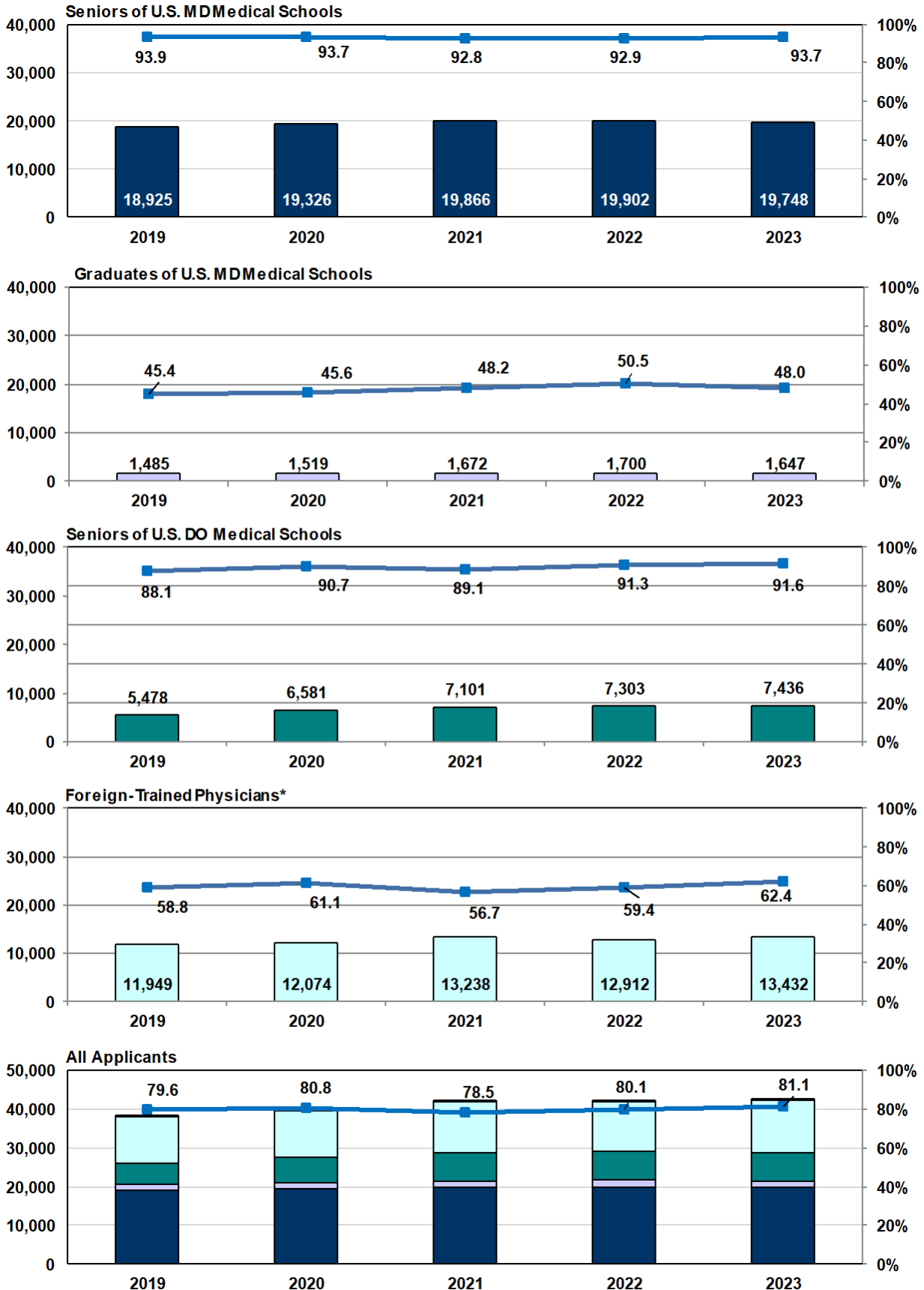
Many applicants in addition to U.S. MD seniors seek residency positions through the NRMP. Trend data for different applicant groups are shown in Figure 2 and Table 4. The arrows in Table 4 indicate increases in the numbers of active applicants that were greater than the overall increase of 14.7 percent for all active applicants between 2019 and 2023.

In 2023, the number of active applicants was 42,952, one percent (403) more than in 2022. The number of active U.S. DO seniors in 2023 was 7,436, 1,958 (35.7 percent) more than in 2019 (n=5,478). Growth in the numbers of U.S. DO seniors is the result of the transition to single accreditation completed in 2020 and the dissolution of the American Osteopathic Association (AOA) Match after the 2019 appointment year.

The number of applicants matched to PGY-1 positions grew across nearly all applicant groups. There were 18,498 U.S. MD seniors who obtained PGY-1 positions in the Match, an increase of 12 compared to 2022. There were 6,812 U.S. DO seniors who obtained PGY-1 positions in the Match, an increase of 146. There were 5,032 non-U.S. citizen students/graduates of international medical schools who obtained PGY-1 positions in the Match, an increase of 461. In addition, there were 3,356 U.S. citizen students/graduates of international medical schools who obtained PGY-1 positions in the Match, an increase of 257.

The overall 2023 PGY-1 match rate was 81.1 percent, 1.0 percentage points higher than 2022, the result of an increase in the number of overall positions. The PGY-1 match rate for U.S. MD seniors (93.7 percent) was 0.8 percentage point higher than 2022 and consistent with the historical average of 92-95 percent. The PGY-1 match rate for U.S. MD graduates (48.0 percent) experienced a drop of 2.5 percentage points since 2022. The PGY-1 match rate for U.S. DO seniors (91.6 percent) was 0.3 percentage points higher than 2022 while the PGY-1 match rate for U.S. DO graduates decreased by 5.7 percentage points to 47.9 percent. The PGY-1 match rate for U.S. citizen students/graduates of international medical schools (67.6 percent) was 6.2 percentage points higher than 2022 while the PGY-1 match rate for non-U.S. citizen students/graduates of international medical schools was 59.4 percent, 1.3 percentage points higher than 2022.

**Figure 2** Number of Active Applicants and Percent Matched to PGY-1 Positions, 2019- 2023



\* Foreign-trained physicians includes both U.S. citizen and non-U.S. citizen graduates of international medical schools.

**Table 4**

**Applicants in the Matching Program, 2019 - 2023**

Applicant	2023		2022		2021		2020		2019	
	No.	%	No.	%	No.	%	No.	%	No.	%
<b>Seniors of U.S. MD Medical Schools</b>										
Active Applicants*	19,748	100	19,902	100	19,866	100	19,326	100	18,925	100
Matched PGY-1	18,498	93.7	18,486	92.9	18,435	92.8	18,108	93.7	17,763	93.9
Unmatched PGY-1	1,250	6.3	1,416	7.1	1,431	7.2	1,218	6.3	1,162	6.1
Withdrew	476	2.3	513	2.5	526	2.6	376	1.9	414	2.1
No Rank List	93	0.5	138	0.7	83	0.4	79	0.4	78	0.4
<b>Total</b>	<b>20,317</b>	<b>100</b>	<b>20,553</b>	<b>100</b>	<b>20,475</b>	<b>100</b>	<b>19,781</b>	<b>100</b>	<b>19,417</b>	<b>100</b>
<b>Graduates of U.S. MD Medical Schools</b>										
Active Applicants*	1,647	100	1,700	100	1,672	100	1,519	100	1,485	100
Matched PGY-1	790	48.0	859	50.5	806	48.2	693	45.6	674	45.4
Unmatched PGY-1	857	52.0	841	49.5	866	51.8	826	54.4	811	54.6
Withdrew	117	6.1	118	5.9	107	5.4	79	4.4	93	5.2
No Rank List	164	8.5	175	8.8	197	10.0	187	10.5	201	11.3
<b>Total</b>	<b>1,928</b>	<b>100</b>	<b>1,993</b>	<b>100</b>	<b>1,976</b>	<b>100</b>	<b>1,785</b>	<b>100</b>	<b>1,779</b>	<b>100</b>
<b>Seniors of U.S. DO Medical Schools</b>										
▲ Active Applicants*	7,436	100	7,303	100	7,101	100	6,581	100	5,478	100
Matched PGY-1	6,812	91.6	6,666	91.3	6,327	89.1	5,968	90.7	4,825	88.1
Unmatched PGY-1	624	8.4	637	8.7	774	10.9	613	9.3	653	11.9
Withdrew	236	3.1	199	2.6	181	2.5	180	2.6	812	12.8
No Rank List	47	0.6	64	0.8	50	0.7	50	0.7	76	1.2
<b>Total</b>	<b>7,719</b>	<b>100</b>	<b>7,566</b>	<b>100</b>	<b>7,332</b>	<b>100</b>	<b>6,811</b>	<b>100</b>	<b>6,366</b>	<b>100</b>
<b>Graduates of U.S. DO Medical Schools</b>										
▲ Active Applicants*	668	100	714	100	609	100	573	100	523	100
Matched PGY-1	320	47.9	383	53.6	270	44.3	247	43.1	251	48.0
Unmatched PGY-1	348	52.1	331	46.4	339	55.7	326	56.9	272	52.0
Withdrew	34	4.4	53	6.3	27	3.6	39	5.5	108	14.9
No Rank List	73	9.4	69	8.3	115	15.3	102	14.3	93	12.8
<b>Total</b>	<b>775</b>	<b>100</b>	<b>836</b>	<b>100</b>	<b>751</b>	<b>100</b>	<b>714</b>	<b>100</b>	<b>724</b>	<b>100</b>
<b>U.S. Citizen Students/Graduates of International Medical Schools</b>										
Active Applicants*	4,963	100	5,048	100	5,295	100	5,167	100	5,080	100
Matched PGY-1	3,356	67.6	3,099	61.4	3,152	59.5	3,154	61.0	2,997	59.0
Unmatched PGY-1	1,607	32.4	1,949	38.6	2,143	40.5	2,013	39.0	2,083	41.0
Withdrew	635	9.6	549	8.3	711	9.6	570	8.3	540	7.7
No Rank List	983	14.9	1,011	15.3	1,411	19.0	1,156	16.8	1,355	19.4
<b>Total</b>	<b>6,581</b>	<b>100</b>	<b>6,608</b>	<b>100</b>	<b>7,417</b>	<b>100</b>	<b>6,893</b>	<b>100</b>	<b>6,975</b>	<b>100</b>
<b>Non-U.S. Citizen Students/Graduates of International Medical Schools</b>										
▲ Active Applicants*	8,469	100	7,864	100	7,943	100	6,907	100	6,869	100
Matched PGY-1	5,032	59.4	4,571	58.1	4,356	54.8	4,222	61.1	4,028	58.6
Unmatched PGY-1	3,437	40.6	3,293	41.9	3,587	45.2	2,685	38.9	2,841	41.4
Withdrew	651	6.0	634	6.3	749	7.0	680	7.6	740	7.9
No Rank List	1,681	15.6	1,596	15.8	2,026	18.9	1,369	15.3	1,701	18.3
<b>Total</b>	<b>10,801</b>	<b>100</b>	<b>10,094</b>	<b>100</b>	<b>10,718</b>	<b>100</b>	<b>8,956</b>	<b>100</b>	<b>9,310</b>	<b>100</b>
<b>Students/Graduates of Canadian Medical Schools and Fifth Pathway Programs</b>										
▲ Active Applicants*	21	100	18	100	22	100	11	100	16	100
Matched PGY-1	14	66.7	11	61.1	7	31.8	7	63.6	12	75.0
Unmatched PGY-1	7	33.3	7	38.9	15	68.2	4	36.4	4	25.0
Withdrew	6	17.1	2	8.0	2	6.5	4	21.1	11	34.4
No Rank List	8	22.9	5	20.0	7	22.6	4	21.1	5	15.6
<b>Total</b>	<b>35</b>	<b>100</b>	<b>25</b>	<b>100</b>	<b>31</b>	<b>100</b>	<b>19</b>	<b>100</b>	<b>32</b>	<b>100</b>
<b>All Applicants</b>										
Active Applicants*	42,952	100	42,549	100	42,508	100	40,084	100	38,376	100
Matched PGY-1	34,822	81.1	34,075	80.1	33,353	78.5	32,399	80.8	30,550	79.6
Unmatched PGY-1	8,130	18.9	8,474	19.9	9,155	21.5	7,685	19.2	7,826	20.4
Withdrew	2,155	4.5	2,068	4.3	2,303	4.7	1,928	4.3	2,718	6.1
No Rank List	3,049	6.3	3,058	6.4	3,889	8.0	2,947	6.6	3,509	7.9
<b>Total</b>	<b>48,156</b>	<b>100</b>	<b>47,675</b>	<b>100</b>	<b>48,700</b>	<b>100</b>	<b>44,959</b>	<b>100</b>	<b>44,603</b>	<b>100</b>

▲ Denotes that the percentage increase in active applicants for this group was greater than the overall increase of 11.9 percent for all active applicants between 2019 and 2023.

\* Applicants who submitted a certified rank order list of programs

**Note:** Match rates are based on all active applicants regardless of their ranking behavior. Therefore, applicants who matched to PGY-1 positions are counted as matched even if they ranked and did not match to a PGY-2 position.

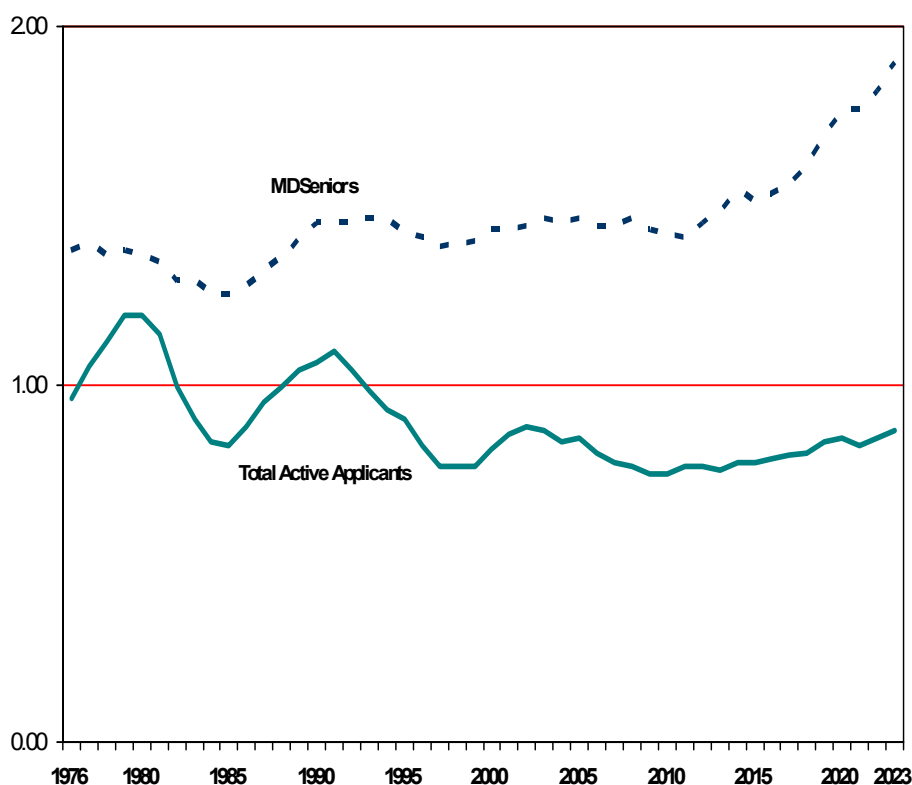
Applicants who ranked only advanced and physician (R) programs are counted as unmatched in this table because they did not match to a PGY-1 position.

**Table 5**

Table 5 shows the ratios of PGY-1 positions to active applicants. The same data are shown graphically in Figure 3. The red line in Figure 3 represents the point at which there are equal numbers of applicants and positions: above the red line represents more positions than total active applicants, below the line more total active applicants than positions. Active applicants are defined as those who certify rank order lists of programs.

- In 2023, the ratio of PGY-1 positions per active U.S. MD senior was 1.90, a 0.08 increase from 2022. The ratio of PGY-1 positions per active U.S. DO senior was 5.03 compared to 4.97 in 2022 (not reflected in Table). Combined, the PGY-1 positions per active US senior was 1.38 in 2023 (not reflected in Table).
- Historically, the ratio of PGY-1 positions to total applicants had roughly followed the trend of U.S. MD seniors because prior to 2019, more than half of all applicants came from that group. In recent history, however, the two have increasingly diverged. In 2023, the ratio was 0.87 positions per total active applicant, 0.02 percentage points higher than last year.

**Figure 3** Positions per All Active and Active MD Senior Applicants, 1976 - 2023



**Table 5** Number of PGY-1 Positions per Active Applicant, 1976 - 2023

Year	Number of Positions	Active MD Seniors	Positions Per MD Senior	Active Total	Positions Per Active Applicant
1976	16,112	11,735	1.37	16,728	0.96
1977	16,574	11,898	1.39	15,854	1.05
1978	17,219	12,666	1.36	15,354	1.12
1979	17,824	13,036	1.37	14,985	1.19
1980	18,055	13,322	1.36	15,129	1.19
1981	18,331	13,705	1.34	16,104	1.14
1982	18,300	14,144	1.29	18,410	0.99
1983	17,952	13,969	1.29	20,044	0.90
1984	18,457	14,741	1.25	22,052	0.84
1985	18,535	14,849	1.25	22,386	0.83
1986	18,770	14,737	1.27	21,357	0.88
1987	19,047	14,466	1.32	20,054	0.95
1988	19,513	14,499	1.35	19,808	0.99
1989	19,955	14,117	1.41	19,207	1.04
1990	20,101	13,908	1.45	19,004	1.06
1991	20,192	13,943	1.45	18,450	1.09
1992	20,394	14,030	1.45	19,519	1.04
1993	20,598	14,094	1.46	20,916	0.98
1994	20,772	14,207	1.46	22,352	0.93
1995	20,751	14,621	1.42	22,936	0.90
1996	20,563	14,539	1.41	24,718	0.83
1997	20,209	14,614	1.38	26,323	0.77
1998	20,299	14,610	1.39	26,360	0.77
1999	20,453	14,607	1.40	26,462	0.77
2000	20,598	14,358	1.43	25,056	0.82
2001	20,642	14,455	1.43	23,981	0.86
2002	20,602	14,336	1.44	23,459	0.88
2003	20,908	14,332	1.46	23,965	0.87
2004	21,192	14,609	1.45	25,246	0.84
2005	21,454	14,719	1.46	25,348	0.85
2006	21,659	15,008	1.44	26,715	0.81
2007	21,845	15,206	1.44	27,944	0.78
2008	22,240	15,242	1.46	28,737	0.77
2009	22,427	15,638	1.43	29,888	0.75
2010	22,809 *	16,070	1.42*	30,543	0.75*
2011	23,418 *	16,559	1.41*	30,589	0.77*
2012	24,006 *	16,527	1.45*	31,355	0.77*
2013	26,138 *	17,487	1.49*	34,355	0.76*
2014	26,678 *	17,374	1.54*	34,270	0.78*
2015	27,293 *	18,025	1.51*	34,905	0.78*
2016	27,860 *	18,187	1.53*	35,476	0.79*
2017	28,849 *	18,539	1.56*	35,969	0.80*
2018	30,232 *	18,818	1.61*	37,103	0.81*
2019	32,194 *	18,925	1.70*	38,376	0.84*
2020	34,266 *	19,326	1.77*	40,084	0.85*
2021	35,194 *	19,866	1.77*	42,508	0.83*
2022	36,277 *	19,902	1.82*	42,549	0.85*
2023	37,425 *	19,748	1.90*	42,952	0.87*

**Note:** Applicants who withdrew or did not rank programs are excluded.

\* Physician (R) positions are excluded. R positions are PGY-2 positions starting in the year of the Match that are reserved for applicants who have had prior graduate medical education. Physician positions are not available to senior medical students. In previous *Results and Data Books*, the numbers of R positions were small, and they were included in the categorical position counts.

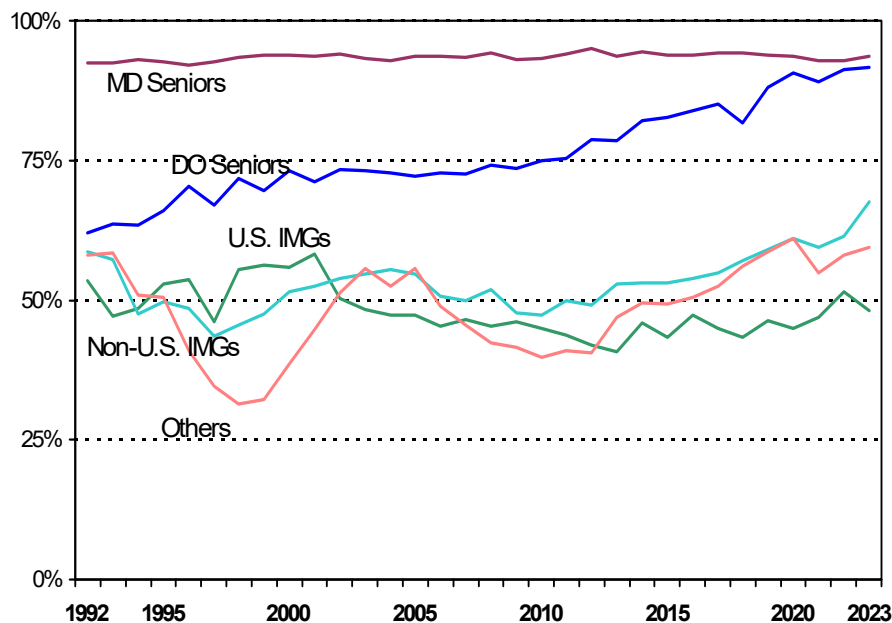


## Table 6

Table 6 displays the match rates to PGY-1 positions for U.S. MD seniors, U.S. DO seniors, U.S. citizens trained in international medical schools (U.S. IMGs), non-U.S. citizens trained in international medical schools (non-U.S. IMGs), and other applicants (Canadian medical school students/graduates, Fifth Pathway applicants, DO graduates and MD graduates) since 1992. The data are shown graphically in Figure 4. Match rate is defined in Table 6 and Figure 4 as the percentage of active applicants who matched to PGY-1 positions.

- 93.7 percent of U.S. MD seniors matched to PGY-1 positions in 2023, within the historical 92-95 percent rate.
- 91.6 percent of U.S. DO seniors matched to PGY-1 positions, 0.3 percentage points higher than 2022 and the highest since 1992.
- 67.6 percent of U.S. IMGs matched to PGY-1 positions, 6.2 percentage points higher than 2022 and the highest since 1992.
- 59.4 percent of non-U.S. citizen IMGs matched to PGY-1 positions, 1.3 percentage points higher than 2022.

**Figure 4** PGY-1 Match Rates by Applicant Type, 1992 - 2023



**Table 6** PGY-1 Match Rates, 1992 - 2023

Year	Number of Positions	Total Active Applicants	Percent Matched					All Applicants
			MD Seniors	DO Seniors	U.S. IMGs	Non-U.S. IMGs	Others	
1992	20,394	19,519	92.4	62.1	58.7	58.0	53.5	83.3
1993	20,598	20,916	92.4	63.7	57.2	58.4	47.2	92.1
1994	20,772	22,352	93.0	63.5	47.5	50.9	48.6	77.9
1995	20,751	22,936	92.7	66.1	49.8	50.5	52.8	77.9
1996	20,563	24,718	92.1	70.4	48.5	40.9	53.7	72.8
1997	20,209	26,323	92.7	66.9	43.5	34.5	46.1	69.0
1998	20,299	26,360	93.5	71.7	45.5	31.4	55.4	69.0
1999	20,453	26,462	93.8	69.6	47.5	32.2	56.3	69.5
2000	20,598	25,056	93.9	73.1	51.4	38.5	55.8	73.4
2001	20,642	23,981	93.7	71.2	52.4	44.8	58.3	76.5
2002	20,602	23,459	94.1	73.3	53.8	51.3	50.2	78.6
2003	20,908	23,965	93.2	73.1	54.6	55.7	48.3	78.5
2004	21,192	25,246	92.9	72.7	55.4	52.4	47.4	76.8
2005	21,454	25,348	93.7	72.1	54.7	55.6	47.3	78.0
2006	21,659	26,715	93.7	72.8	50.6	48.9	45.3	75.1
2007	21,845	27,944	93.4	72.6	50.0	45.5	46.5	73.4
2008	22,240	28,737	94.2	74.2	51.9	42.4	45.3	72.9
2009	22,427	29,888	93.1	73.6	47.8	41.6	46.1	71.4
2010	22,809*	30,543	93.3	75.0*	47.3*	39.8*	45.0*	71.2*
2011	23,418*	30,589	94.1	75.4*	50.0*	40.9*	43.7*	73.2*
2012	24,006*	31,355	95.1	78.8*	49.1*	40.6*	41.9*	73.1*
2013	26,138*	34,355	93.7	78.5*	52.8*	47.0*	40.7*	73.5*
2014	26,678*	34,270	94.4	82.1*	53.0*	49.5*	46.0*	75.0*
2015	27,293*	34,905	93.9	82.7*	53.1*	49.4*	43.4*	75.2*
2016	27,860*	35,476	93.8	83.8*	53.9*	50.5*	47.3*	75.6*
2017	28,849*	35,969	94.3	85.0*	54.8*	52.4*	44.9*	77.0*
2018	30,232*	37,103	94.3	81.7*	57.1*	56.1*	43.3*	78.3*
2019	32,194*	38,376	93.9	88.1*	59.0*	58.6*	46.3*	79.6*
2020	34,266*	40,084	93.7	90.7*	61.0*	61.1*	45.0*	80.8*
2021	35,194*	42,508	92.8	89.1*	59.5*	54.8*	47.0*	78.5*
2022	36,277*	42,549	92.9	91.3*	61.4*	58.1*	51.5*	80.1*
2023	37,425*	42,952	93.7	91.6*	67.6*	59.4*	48.1*	81.1*

\* Match rates were calculated after running the Match algorithm and do not include SOAP data. Physician (R) positions are excluded. R positions are PGY-2 positions starting in the year of the Match that are reserved for applicants who have had prior graduate medical education. Physician positions are not available to senior medical students. In previous *Results and Data Books*, the numbers of R positions were small, and they were included in the categorical position counts.

## Tables 7 and 8; Figure 5

Table 7 displays the numbers of positions offered by specialty, as well as the numbers filled by U.S. MD seniors (Table 7A), U.S. DO seniors (Table 7B), and an aggregate of all applicants (including U.S. MD seniors and U.S. DO seniors respectively) from 2019 through 2023. The data in Table 7A and 7B are shown graphically in Figure 5 for specialties that offered at least 100 positions. Table 8 displays the same information for U.S. MD seniors in percentages.

- In 2023, 37,690 matches were made to PGY-1 and PGY-2 (advanced and physician) positions, an all-time high and an increase of 747 (2.0 percent) over 2022.
- In 2023, primary care specialties offered record-high numbers of positions and had high position fill rates.
  - Though the numbers of positions for Internal Medicine (Categorical, Primary) have fluctuated, 10,178 positions offered in 2023 is the highest number on record. The position fill rate for the specialty was 96.2 percent. U.S. MD seniors filled 37.7 percent while U.S. DO seniors filled 17.0 percent of total positions offered.
  - Family Medicine has experienced position increases every year since 2009. In 2023, Family Medicine offered 5,088 positions and filled 4,511 (88.7 percent). U.S. MD seniors filled 29.2 percent of all positions and a record number (1,511) of U.S. DO seniors matched, accounting for 29.7 percent of applicants who matched in the specialty.
  - Pediatrics (Categorical, Primary) has gained positions every year since 2005 and offered a record-high 3,046 positions in 2023. The overall fill rate was 97.1 percent, with 54.4 percent being filled by U.S. MD seniors and 20.2 percent filled by U.S. DO seniors.
- The number of Psychiatry positions has grown every year since 2008, and the 2,164 positions offered in 2023 represent the highest on record with a 99.0 percent fill rate.
- Emergency Medicine has gained positions every year since the specialty joined the Match in 1983, and offered 3,010 positions in 2023 (89 positions more than 2022). The total position fill rate was 81.6 percent (10.9 percentage points fewer than 2022), with 42.3 percent being filled by U.S. MD seniors and 24.3 percent by U.S. DO seniors.

Other trends of note are:

- Top ten specialties with at least 10 positions in the Match filled by U.S. MD seniors:  
(Listing based on percentages filled: using Thoracic Surgery as an example, there were 49 positions, 41 of which were filled by U.S. MD seniors, for a percentage filled rate of 83.7 percent.)
  - Plastic Surgery (Integrated)
  - Medicine-Psychiatry
  - Psychiatry-Family Medicine
  - Neurological Surgery
  - Thoracic Surgery
  - Otolaryngology
  - Vascular Surgery
  - Medicine-Pediatrics
  - Peds/Psych/Child Psych
  - Orthopedic Surgery
- Top ten specialties with at least 10 positions in the Match filled by U.S. DO seniors:  
(Listing based on percentages filled, the same method applied for U.S. MD seniors.)
  - Physical Medicine & Rehab
  - Family Medicine
  - Medicine-Emergency Med
  - Emergency Medicine
  - Pediatrics (Categorical)
  - Psychiatry
  - Internal Medicine (Categorical)
  - Obstetrics and Gynecology
  - Neurology
  - Anesthesiology

**Table 7A** Positions Offered and Number Filled by MD Seniors and All Applicants, 2019 - 2023

Specialty	2023			2022			2021			2020			2019		
	Offered	Filled #MD	#Tot	Offered	Filled #MD	#Tot	Offered	Filled #MD	#Tot	Offered	Filled #MD	#Tot	Offered	Filled #MD	#Tot
<b>PGY-1 Positions</b>															
▲Anesthesiology	1,609	1,199	1,606	1,509	1,054	1,508	1,460	1,024	1,457	1,370	936	1,369	1,337	907	1,316
▲Child Neurology	177	125	174	166	102	150	159	100	147	159	111	151	145	102	133
Dermatology	29	21	29	30	24	28	30	25	30	31	23	31	30	23	28
▼Emergency Medicine	3,010	1,274	2,456	2,921	1,593	2,702	2,840	1,765	2,826	2,665	1,713	2,652	2,488	1,617	2,458
Emergency Med-Anesthesiology	1	0	0	2	1	2	2	2	2	0	0	0	1	0	1
Emergency Med-Family Med	7	4	7	7	4	7	7	5	7	6	2	6	4	1	4
Family Medicine	5,088	1,484	4,511	4,916	1,541	4,451	4,823	1,606	4,472	4,662	1,543	4,313	4,107	1,601	3,827
Family Medicine-ONMM	0	0	0	0	0	0	0	0	0	2	0	2	1	0	1
Family Med-Preventive Med	2	2	2	2	0	2	2	1	2	3	2	2	4	3	4
Internal Medicine (Categorical)	9,725	3,592	9,345	9,380	3,491	8,915	9,024	3,523	8,632	8,697	3,496	8,324	8,116	3,366	7,892
Medicine-Anesthesiology	5	4	4	3	2	3	4	4	4	3	3	3	5	4	4
Medicine-Dermatology	8	7	8	8	7	8	8	7	7	6	5	5	7	6	7
Medicine-Emergency Med	31	14	28	31	22	31	31	19	31	30	19	30	26	20	26
Medicine-Medical Genetics	4	2	3	5	3	3	4	3	4	4	2	3	3	1	1
Medicine-Pediatrics	392	307	388	392	332	392	385	313	385	390	316	381	390	315	383
▼Medicine-Preliminary (PGY-1 Only)	1,715	1,205	1,576	1,774	1,261	1,624	1,833	1,210	1,639	1,911	1,313	1,759	1,944	1,356	1,796
Medicine-Preventive Med	7	3	7	8	5	8	5	2	5	7	4	7	6	2	6
Medicine-Primary	453	246	445	429	248	424	441	251	437	430	247	423	396	239	386
Medicine-Psychiatry	26	24	26	24	20	24	24	22	24	23	18	23	23	18	23
Interventional Radiology (Integrated)	51	37	51	45	37	45	41	30	38	38	25	37	37	30	37
Neurodevelopmental Disabilities	6	5	6	5	3	5	6	3	6	4	3	4	4	3	4
Neurological Surgery	243	211	240	240	202	240	234	198	234	232	203	232	232	213	231
▲Neurology	846	461	843	772	393	761	715	358	702	682	317	665	617	284	594
Obstetrics-Gynecology	1,503	1,102	1,499	1,503	1,106	1,499	1,460	1,088	1,457	1,443	1,089	1,440	1,395	1,049	1,392
OB/GYN-Preliminary (PGY-1 Only)	18	4	8	18	4	9	18	6	12	18	3	9	18	4	9
Orthopedic Surgery	899	690	899	875	705	875	868	699	866	849	686	844	755	693	752
Osteo Neuromusculoskeletal Med	22	0	9	16	0	13	12	0	3	10	0	8	2	0	0
Otolaryngology	373	310	371	361	316	361	350	310	350	350	310	348	328	308	328
▲Pathology	613	242	607	631	231	619	611	198	589	603	204	587	601	201	569
Pediatrics (Categorical)	2,986	1,635	2,900	2,942	1,661	2,861	2,901	1,749	2,860	2,864	1,731	2,812	2,847	1,715	2,778
Pediatrics-Anesthesiology	7	7	7	6	6	6	8	8	8	7	7	7	7	6	7
Pediatrics-Emergency Med	9	6	9	9	6	9	8	7	8	8	5	8	8	6	8
Pediatrics-Medical Genetics	25	17	23	30	18	28	27	19	25	22	13	20	21	14	16
Pediatrics-P M & R	4	4	4	3	3	3	2	2	2	4	2	4	4	2	3
Pediatrics-Preliminary	21	14	18	23	16	21	24	16	22	19	9	12	24	12	19
▼Pediatrics-Primary	60	22	58	74	31	73	75	39	74	92	36	90	90	36	89
Peds/Psych/Child Psych	26	20	22	21	20	21	21	19	21	22	20	22	21	20	21
▲Physical Medicine & Rehab	206	118	206	180	104	180	157	88	156	151	81	151	138	69	138
▲Plastic Surgery (Integrated)	207	191	207	194	173	194	187	167	187	180	165	180	172	158	172
Preventive Medicine	0	0	0	0	0	0	0	0	0	1	0	1	1	0	1
▲Psychiatry	2,164	1,343	2,143	2,047	1,253	2,030	1,907	1,205	1,904	1,858	1,138	1,838	1,740	1,054	1,720
Psychiatry-Family Medicine	10	9	10	10	10	10	12	11	12	12	10	12	12	12	12
Psychiatry-Neurology	3	2	3	4	2	3	4	1	4	2	2	2	4	3	3
Radiation Oncology	10	6	7	10	7	9	15	7	12	14	8	11	15	13	14
▲Radiology-Diagnostic	143	90	143	132	73	132	122	71	118	123	50	116	123	73	122
Surgery (Categorical)	1,670	1,062	1,667	1,622	1,059	1,619	1,569	1,029	1,564	1,536	1,033	1,531	1,432	1,053	1,432
▼Surgery-Preliminary (PGY-1 Only)	1,133	246	582	1,150	304	632	1,136	272	612	1,174	290	583	1,158	277	581
Thoracic Surgery	49	41	49	47	41	47	46	43	45	38	32	38	37	34	37
▲Transitional (PGY-1 Only)	1,736	1,015	1,524	1,616	920	1,404	1,497	845	1,272	1,436	822	1,230	1,252	788	1,101
▲Vascular Surgery	93	75	92	84	72	84	79	65	79	75	61	73	66	52	64
<b>TOTAL - PGY-1</b>	<b>37,425</b>	<b>18,498</b>	<b>34,822</b>	<b>36,277</b>	<b>18,486</b>	<b>34,075</b>	<b>35,194</b>	<b>18,435</b>	<b>33,353</b>	<b>34,266</b>	<b>18,108</b>	<b>32,399</b>	<b>32,194</b>	<b>17,763</b>	<b>30,550</b>

**Table 7A** Positions Offered and Number Filled by MD Seniors and All Applicants, 2019 - 2023 (Continued)

Specialty	2023			2022			2021			2020			2019		
	Offered	Filled #MD #Tot		Offered	Filled #MD #Tot		Offered	Filled #MD #Tot		Offered	Filled #MD #Tot		Offered	Filled #MD #Tot	
<b>PGY-2 Positions</b>															
▼ Anesthesiology	301	201	301	346	232	346	339	211	339	398	265	396	428	246	420
Child Neurology	6	2	6	7	2	7	8	1	6	9	1	6	11	1	9
Dermatology	499	384	496	492	408	489	477	382	471	478	368	469	447	370	444
▼ Interventional Radiology (Integrated)	125	90	123	123	99	123	121	97	117	118	94	111	113	101	113
Neurodevelopmental Disabilities	2	1	2	3	3	3	4	1	2	3	1	1	5	2	3
▼ Neurology	218	137	217	233	165	232	254	167	253	244	148	240	281	175	266
Nuclear Medicine	4	0	1	1	0	0	1	0	0	1	0	0	0	0	0
Osteo Neuromusculoskeletal Med	2	0	1	2	0	2	7	0	3	7	0	2	4	0	3
▲ Physical Medicine & Rehab	325	182	323	338	172	336	327	167	325	316	164	312	308	151	305
▼ Radiation Oncology	181	106	147	166	97	134	173	94	138	175	114	143	192	147	163
▲ Radiology-Diagnostic	1,006	734	1,006	997	713	996	986	670	979	990	660	967	965	665	950
Radiology-Nuclear Med	2	2	2	3	2	3	2	1	2	3	1	2	2	1	2
<b>TOTAL - PGY-2</b>	<b>2,671</b>	<b>1,839</b>	<b>2,625</b>	<b>2,711</b>	<b>1,893</b>	<b>2,671</b>	<b>2,699</b>	<b>1,791</b>	<b>2,635</b>	<b>2,742</b>	<b>1,816</b>	<b>2,649</b>	<b>2,756</b>	<b>1,859</b>	<b>2,678</b>
<b>Physician (R) Positions</b>															
Anesthesiology	137	0	133	114	0	108	94	0	93	116	0	108	97	0	91
Child Neurology	26	0	10	15	0	8	20	0	14	25	0	12	34	0	12
Dermatology	16	0	16	22	0	21	20	0	20	29	0	29	27	0	25
Interventional Radiology (Integrated)	2	0	2	1	0	1	2	0	2	0	0	0	1	0	1
Neurodevelopmental Disabilities	2	0	2	1	0	1	2	0	2	3	0	1	4	0	1
Neurology	27	0	22	9	0	9	21	0	20	20	0	16	20	0	14
Osteo Neuromusculoskeletal Med	6	0	3	6	0	4	2	0	1	6	0	1	1	0	0
Physical Medicine & Rehab	23	0	20	14	0	13	15	0	12	13	0	13	18	0	16
Radiation Oncology	13	0	8	9	0	6	5	0	3	3	0	2	4	0	2
Radiology-Diagnostic	27	0	27	26	0	26	31	0	23	33	0	28	29	0	27
Radiology-Nuclear Med	0	0	0	0	0	0	1	0	1	0	0	0	0	0	0
<b>TOTAL - Physician (R)</b>	<b>279</b>	<b>0</b>	<b>243</b>	<b>217</b>	<b>0</b>	<b>197</b>	<b>213</b>	<b>0</b>	<b>191</b>	<b>248</b>	<b>0</b>	<b>210</b>	<b>235</b>	<b>0</b>	<b>189</b>
<b>GRAND TOTAL</b>	<b>40,375</b>	<b>20,337</b>	<b>37,690</b>	<b>39,205</b>	<b>20,379</b>	<b>36,943</b>	<b>38,106</b>	<b>20,226</b>	<b>36,179</b>	<b>37,256</b>	<b>19,924</b>	<b>35,258</b>	<b>35,185</b>	<b>19,622</b>	<b>33,417</b>

▲ Denotes increase/decrease in number of positions filled by MD seniors of more than 10 percent and 10 positions between 2019 and 2023.

**Table 7B** Positions Offered and Number Filled by DO Seniors and All Applicants, 2019 - 2023

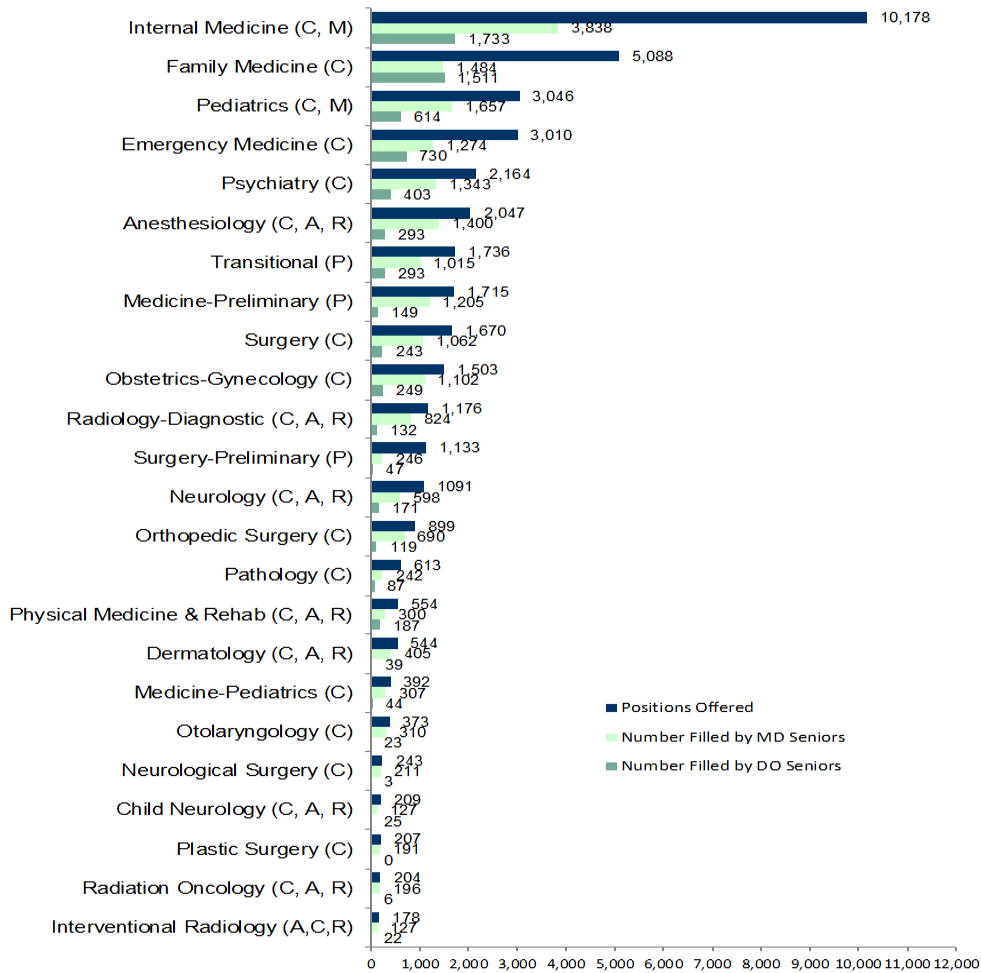
Specialty	2023			2022			2021			2020			2019		
	Offered	Filled #DO	#Tot	Offered	Filled #DO	#Tot	Offered	Filled #DO	#Tot	Offered	Filled #DO	#Tot	Offered	Filled #DO	#Tot
<b>PGY-1 Positions</b>															
Anesthesiology	1,609	245	1,606	1,509	263	1,508	1,460	268	1,457	1,370	262	1,369	1,337	243	1,316
▲ Child Neurology	177	23	174	166	15	150	159	18	147	159	20	151	145	6	133
Dermatology	29	5	29	30	3	28	30	5	30	31	6	31	30	3	28
▲ Emergency Medicine	3,010	730	2,456	2,921	753	2,702	2,840	790	2,826	2,665	683	2,652	2,488	618	2,458
Emergency Med-Anesthesiology	1	0	0	2	1	2	2	0	2	0	0	0	1	0	1
Emergency Med-Family Med	7	2	7	7	1	7	7	2	7	6	3	6	4	1	4
▲ Family Medicine	5,088	1,511	4,511	4,916	1,494	4,451	4,823	1,440	4,472	4,662	1,392	4,313	4,107	937	3,827
Family Medicine-ONMM	0	0	0	0	0	0	0	0	0	2	2	2	1	1	1
Family Med-Preventive Med	2	0	2	2	1	2	2	0	2	3	0	2	4	1	4
▲ Internal Medicine (Categorical)	9,725	1,688	9,345	9,380	1,602	8,915	9,024	1,482	8,632	8,697	1,389	8,324	8,116	1,140	7,892
Medicine-Anesthesiology	5	0	4	3	0	3	4	0	4	3	0	3	5	0	4
Medicine-Dermatology	8	0	8	8	1	8	8	0	7	6	0	5	7	0	7
Medicine-Emergency Med	31	9	28	31	9	31	31	10	31	30	9	30	26	4	26
Medicine-Medical Genetics	4	1	3	5	0	3	4	0	4	4	0	3	3	0	1
▲ Medicine-Pediatrics	392	44	388	392	39	392	385	47	385	390	36	381	390	31	383
Medicine-Preliminary (PGY-1 Only)	1,715	149	1,576	1,774	151	1,624	1,833	177	1,639	1,911	162	1,759	1,944	163	1,796
Medicine-Preventive Med	7	0	7	8	0	8	5	0	5	7	0	7	6	0	6
▲ Medicine-Primary	453	45	445	429	33	424	441	41	437	430	41	423	396	33	386
Medicine-Psychiatry	26	2	26	24	3	24	24	1	24	23	0	23	23	5	23
Interventional Radiology (Integrated)	51	4	51	45	3	45	41	3	38	38	5	37	37	4	37
Neurodevelopmental Disabilities	6	0	6	5	2	5	6	2	6	4	0	4	4	0	4
Neurological Surgery	243	3	240	240	9	240	234	6	234	232	3	232	232	4	231
▲ Neurology	846	148	843	772	132	761	715	107	702	682	103	665	617	96	594
▲ Obstetrics-Gynecology	1,503	249	1,499	1,503	242	1,499	1,460	225	1,457	1,443	221	1,440	1,395	221	1,392
OB/GYN-Preliminary (PGY-1 Only)	18	0	8	18	1	9	18	1	12	18	1	9	18	1	9
▲ Orthopedic Surgery	899	119	899	875	111	875	868	107	866	849	112	844	755	13	752
Osteo Neuromusculoskeletal Med	22	8	9	16	10	13	12	2	3	10	8	8	2	0	0
▲ Otolaryngology	373	23	371	361	21	361	350	16	350	350	17	348	328	13	328
▲ Pathology	613	87	607	631	76	619	611	55	589	603	67	587	601	49	569
▲ Pediatrics (Categorical)	2,986	608	2,900	2,942	580	2,861	2,901	519	2,860	2,864	483	2,812	2,847	477	2,778
Pediatrics-Anesthesiology	7	0	7	6	0	6	8	0	8	7	0	7	7	0	7
Pediatrics-Emergency Med	9	3	9	9	3	9	8	1	8	8	1	8	8	2	8
Pediatrics-Medical Genetics	25	2	23	30	1	28	27	2	25	22	3	20	21	2	16
Pediatrics-P M & R	4	0	4	3	0	3	2	0	2	4	2	4	4	1	3
Pediatrics-Preliminary	21	2	18	23	3	21	24	1	22	19	0	12	24	1	19
Pediatrics-Primary	60	6	58	74	9	73	75	3	74	92	11	90	90	9	89
Peds/Psych/Child Psych	26	2	22	21	1	21	21	1	21	22	1	22	21	1	21
▲ Physical Medicine & Rehab	206	74	206	180	55	180	157	49	156	151	60	151	138	49	138
Plastic Surgery (Integrated)	207	0	207	194	0	194	187	2	187	180	0	180	172	1	172
Preventive Medicine	0	0	0	0	0	0	0	0	0	1	0	1	1	0	1
▲ Psychiatry	2,164	403	2,143	2,047	387	2,030	1,907	332	1,904	1,858	335	1,838	1,740	315	1,720
Psychiatry-Family Medicine	10	1	10	10	0	10	12	1	12	12	2	12	12	0	12
Psychiatry-Neurology	3	0	3	4	1	3	4	2	4	2	0	2	4	0	3
Radiation Oncology	10	0	7	10	1	9	15	0	12	14	1	11	15	0	14
Radiology-Diagnostic	143	28	143	132	41	132	122	28	118	123	28	116	123	24	122
▲ Surgery (Categorical)	1,670	243	1,667	1,622	212	1,619	1,569	228	1,564	1,536	202	1,531	1,432	124	1,432
▲ Surgery-Preliminary (PGY-1 Only)	1,133	47	582	1,150	56	632	1,136	47	612	1,174	31	583	1,158	36	581
Thoracic Surgery	49	1	49	47	1	47	46	1	45	38	1	38	37	0	37
▲ Transitional (PGY-1 Only)	1,736	293	1,524	1,616	338	1,404	1,497	302	1,272	1,436	260	1,230	1,252	191	1,101
Vascular Surgery	93	4	92	84	1	84	79	3	79	75	5	73	66	5	64
<b>TOTAL - PGY-1</b>	<b>37,425</b>	<b>6,812</b>	<b>34,822</b>	<b>36,277</b>	<b>6,666</b>	<b>34,075</b>	<b>35,194</b>	<b>6,327</b>	<b>33,353</b>	<b>34,266</b>	<b>5,968</b>	<b>32,399</b>	<b>32,194</b>	<b>4,825</b>	<b>30,550</b>

**Table 7B** Positions Offered and Number Filled by DO Seniors and All Applicants, 2019 - 2023 (Continued)

Specialty	2023			2022			2021			2020			2019		
	Offered	Filled		Offered	Filled		Offered	Filled		Offered	Filled		Offered	Filled	
		#DO	#Tot		#DO	#Tot		#DO	#Tot		#DO	#Tot		#DO	#Tot
<b>PGY-2 Positions</b>															
▼ Anesthesiology	301	48	301	346	53	346	339	69	339	398	65	396	428	86	420
Child Neurology	6	2	6	7	3	7	8	1	6	9	1	6	11	0	9
Dermatology	499	34	496	492	38	489	477	31	471	478	35	469	447	28	444
▲ Interventional Radiology (Integrated)	125	18	123	123	18	123	121	12	117	118	10	111	113	8	113
Neurodevelopmental Disabilities	2	0	2	3	0	3	4	0	2	3	0	1	5	0	3
Neurology	218	23	217	233	23	232	254	27	253	244	23	240	281	17	266
Nuclear Medicine	4	0	1	1	0	0	1	0	0	1	0	0	0	0	0
Osteo Neuromusculoskeletal Med	2	1	1	2	2	2	7	2	3	7	2	2	4	3	3
Physical Medicine & Rehab	325	113	323	338	127	336	327	121	325	316	120	312	308	115	305
Radiation Oncology	181	6	147	166	7	134	173	10	138	175	4	143	192	2	163
▼ Radiology-Diagnostic	1,006	104	1,006	997	132	996	986	143	979	990	135	967	965	130	950
Radiology-Nuclear Med	2	0	2	3	1	3	2	0	2	3	0	2	2	0	2
<b>TOTAL - PGY-2</b>	<b>2,671</b>	<b>349</b>	<b>2,625</b>	<b>2,711</b>	<b>404</b>	<b>2,671</b>	<b>2,699</b>	<b>416</b>	<b>2,635</b>	<b>2,742</b>	<b>395</b>	<b>2,649</b>	<b>2,756</b>	<b>389</b>	<b>2,678</b>
<b>Physician (R) Positions</b>															
Anesthesiology	137	0	133	114	0	108	94	0	93	116	0	108	97	0	91
Child Neurology	26	0	10	15	0	8	20	0	14	25	0	12	34	0	12
Dermatology	16	0	16	22	0	21	20	0	20	29	0	29	27	0	25
Interventional Radiology (Integrated)	2	0	2	1	0	1	2	0	2	0	0	0	1	0	1
Neurodevelopmental Disabilities	2	0	2	1	0	1	2	0	2	3	0	1	4	0	1
Neurology	27	0	22	9	0	9	21	0	20	20	0	16	20	0	14
Nuclear Medicine	0	0	0	0	0	0	0	0	0	0	0	0	0	0	0
Osteo Neuromusculoskeletal Med	6	0	3	6	0	4	2	0	1	6	0	1	1	0	0
Physical Medicine & Rehab	23	0	20	14	0	13	15	0	12	13	0	13	18	0	16
Radiation Oncology	13	0	8	9	0	6	5	0	3	3	0	2	4	0	2
Radiology-Diagnostic	27	0	27	26	0	26	31	0	23	33	0	28	29	0	27
Radiology-Nuclear Med	0	0	0	0	0	0	1	0	1	0	0	0	0	0	0
<b>TOTAL - Physician (R)</b>	<b>279</b>	<b>0</b>	<b>243</b>	<b>217</b>	<b>0</b>	<b>197</b>	<b>213</b>	<b>0</b>	<b>191</b>	<b>248</b>	<b>0</b>	<b>210</b>	<b>235</b>	<b>0</b>	<b>189</b>
<b>GRAND TOTAL</b>	<b>40,375</b>	<b>7,161</b>	<b>37,690</b>	<b>39,205</b>	<b>7,070</b>	<b>36,943</b>	<b>38,106</b>	<b>6,743</b>	<b>36,179</b>	<b>37,256</b>	<b>6,363</b>	<b>35,258</b>	<b>35,185</b>	<b>5,214</b>	<b>33,417</b>

▲ Denotes increase/decrease in number of positions filled by DO seniors of more than 10 percent and 10 positions between 2019 and 2023.

**Figure 5** Number of Positions Offered and Filled for Selected Specialties, \* 2023



\* Specialties offering at least 100 positions.

A: Advanced positions  
 C: Categorical positions  
 M: Primary care categorical positions  
 P: Preliminary positions  
 R: Physician positions



**Table 8**

**Positions Offered and Percent Filled by MD Seniors and All Applicants, 2019 - 2023**

Specialty	2023			2022			2021			2020			2019		
	Offered	Filled %MD	Filled %Tot	Offered	Filled %MD	Filled %Tot	Offered	Filled %MD	Filled %Tot	Offered	Filled %MD	Filled %Tot	Offered	Filled %MD	Filled %Tot
<b>PGY-1 Positions</b>															
Anesthesiology	1,609	74.5	99.8	1,509	69.8	99.9	1,460	70.1	99.8	1,370	68.3	99.9	1,337	67.8	98.4
Child Neurology	177	70.6	98.3	166	61.4	90.4	159	62.9	92.5	159	69.8	95.0	145	70.3	91.7
Dermatology	29	72.4	100.0	30	80.0	93.3	30	83.3	100.0	31	74.2	100.0	30	76.7	93.3
Emergency Medicine	3,010	42.3	81.6	2,921	54.5	92.5	2,840	62.1	99.5	2,665	64.3	99.5	2,488	65.0	98.8
Emergency Med-Anesthesiology	1	0.0	0.0	2	50.0	100.0	2	100.0	100.0	0	0.0	0.0	1	0.0	100.0
Emergency Med-Family Med	7	57.1	100.0	7	57.1	100.0	7	71.4	100.0	6	33.3	100.0	4	25.0	100.0
Family Medicine	5,088	29.2	88.7	4,916	31.3	90.5	4,823	33.3	92.7	4,662	33.1	92.5	4,107	39.0	93.2
Family Medicine-ONMM	0	0.0	0.0	0	0.0	0.0	0	0.0	0.0	2	0.0	100.0	1	0.0	100.0
Family Med-Preventive Med	2	100.0	100.0	2	0.0	100.0	2	50.0	100.0	3	66.7	66.7	4	75.0	100.0
Internal Medicine (Categorical)	9,725	36.9	96.1	9,380	37.2	95.0	9,024	39.0	95.7	8,697	40.2	95.7	8,116	41.5	97.2
Medicine-Anesthesiology	5	80.0	80.0	3	66.7	100.0	4	100.0	100.0	3	100.0	100.0	5	80.0	80.0
Medicine-Dermatology	8	87.5	100.0	8	87.5	100.0	8	87.5	87.5	6	83.3	83.3	7	85.7	100.0
Medicine-Emergency Med	31	45.2	90.3	31	71.0	100.0	31	61.3	100.0	30	63.3	100.0	26	76.9	100.0
Medicine-Medical Genetics	4	50.0	75.0	5	60.0	60.0	4	75.0	100.0	4	50.0	75.0	3	33.3	33.3
Medicine-Pediatrics	392	78.3	99.0	392	84.7	100.0	385	81.3	100.0	390	81.0	97.7	390	80.8	98.2
Medicine-Preliminary (PGY-1 Only)	1,715	70.3	91.9	1,774	71.1	91.5	1,833	66.0	89.4	1,911	68.7	92.0	1,944	69.8	92.4
Medicine-Preventive Med	7	42.9	100.0	8	62.5	100.0	5	40.0	100.0	7	57.1	100.0	6	33.3	100.0
Medicine-Primary	453	54.3	98.2	429	57.8	98.8	441	56.9	99.1	430	57.4	98.4	396	60.4	97.5
Medicine-Psychiatry	26	92.3	100.0	24	83.3	100.0	24	91.7	100.0	23	78.3	100.0	23	78.3	100.0
Interventional Radiology (Integrated)	51	72.5	100.0	45	82.2	100.0	41	73.2	92.7	38	65.8	97.4	37	81.1	100.0
Neurodevelopmental Disabilities	6	83.3	100.0	5	60.0	100.0	6	50.0	100.0	4	75.0	100.0	4	75.0	100.0
Neurological Surgery	243	86.8	98.8	240	84.2	100.0	234	84.6	100.0	232	87.5	100.0	232	91.8	99.6
Neurology	846	54.5	99.6	772	50.9	98.6	715	50.1	98.2	682	46.5	97.5	617	46.0	96.3
Obstetrics-Gynecology	1,503	73.3	99.7	1,503	73.6	99.7	1,460	74.5	99.8	1,443	75.5	99.8	1,395	75.2	99.8
OB/GYN-Preliminary (PGY-1 Only)	18	22.2	44.4	18	22.2	50.0	18	33.3	66.7	18	16.7	50.0	18	22.2	50.0
Orthopedic Surgery	899	76.8	100.0	875	80.6	100.0	868	80.5	99.8	849	80.8	99.4	755	91.8	99.6
Osteo Neuromusculoskeletal Med	22	0.0	40.9	16	0.0	81.3	12	0.0	25.0	10	0.0	80.0	2	0.0	0.0
Otolaryngology	373	83.1	99.5	361	87.5	100.0	350	88.6	100.0	350	88.6	99.4	328	93.9	100.0
Pathology	613	39.5	99.0	631	36.6	98.1	611	32.4	96.4	603	33.8	97.3	601	33.4	94.7
Pediatrics (Categorical)	2,986	54.8	97.1	2,942	56.5	97.2	2,901	60.3	98.6	2,864	60.4	98.2	2,847	60.2	97.6
Pediatrics-Anesthesiology	7	100.0	100.0	6	100.0	100.0	8	100.0	100.0	7	100.0	100.0	7	85.7	100.0
Pediatrics-Emergency Med	9	66.7	100.0	9	66.7	100.0	8	87.5	100.0	8	62.5	100.0	8	75.0	100.0
Pediatrics-Medical Genetics	25	68.0	92.0	30	60.0	93.3	27	70.4	92.6	22	59.1	90.9	21	66.7	76.2
Pediatrics-P M & R	4	100.0	100.0	3	100.0	100.0	2	100.0	100.0	4	50.0	100.0	4	50.0	75.0
Pediatrics-Preliminary	21	66.7	85.7	23	69.6	91.3	24	66.7	91.7	19	47.4	63.2	24	50.0	79.2
Pediatrics-Primary	60	36.7	96.7	74	41.9	98.6	75	52.0	98.7	92	39.1	97.8	90	40.0	98.9
Peds/Psych/Child Psych	26	76.9	84.6	21	95.2	100.0	21	90.5	100.0	22	90.9	100.0	21	95.2	100.0
Physical Medicine & Rehab	206	57.3	100.0	180	57.8	100.0	157	56.1	99.4	151	53.6	100.0	138	50.0	100.0
Plastic Surgery (Integrated)	207	92.3	100.0	194	89.2	100.0	187	89.3	100.0	180	91.7	100.0	172	91.9	100.0
Preventive Medicine	0	0.0	0.0	0	0.0	0.0	0	0.0	0.0	1	0.0	100.0	1	0.0	100.0
Psychiatry	2,164	62.1	99.0	2,047	61.2	99.2	1,907	63.2	99.8	1,858	61.2	98.9	1,740	60.6	98.9
Psychiatry-Family Medicine	10	90.0	100.0	10	100.0	100.0	12	91.7	100.0	12	83.3	100.0	12	100.0	100.0
Psychiatry-Neurology	3	66.7	100.0	4	50.0	75.0	4	25.0	100.0	2	100.0	100.0	4	75.0	75.0
Radiation Oncology	10	60.0	70.0	10	70.0	90.0	15	46.7	80.0	14	57.1	78.6	15	86.7	93.3
Radiology-Diagnostic	143	62.9	100.0	132	55.3	100.0	122	58.2	96.7	123	40.7	94.3	123	59.3	99.2
Surgery (Categorical)	1,670	63.6	99.8	1,622	65.3	99.8	1,569	65.6	99.7	1,536	67.3	99.7	1,432	73.5	100.0
Surgery-Preliminary (PGY-1 Only)	1,133	21.7	51.4	1,150	26.4	55.0	1,136	23.9	53.9	1,174	24.7	49.7	1,158	23.9	50.2
Thoracic Surgery	49	83.7	100.0	47	87.2	100.0	46	93.5	97.8	38	84.2	100.0	37	91.9	100.0
Transitional (PGY-1 Only)	1,736	58.5	87.8	1,616	56.9	86.9	1,497	56.4	85.0	1,436	57.2	85.7	1,252	62.9	87.9
Vascular Surgery	93	80.6	98.9	84	85.7	100.0	79	82.3	100.0	75	81.3	97.3	66	78.8	97.0
<b>TOTAL - PGY-1</b>	<b>37,425</b>	<b>49.4</b>	<b>93.0</b>	<b>36,277</b>	<b>51.0</b>	<b>93.9</b>	<b>35,194</b>	<b>52.4</b>	<b>94.8</b>	<b>34,266</b>	<b>52.8</b>	<b>94.6</b>	<b>32,194</b>	<b>55.2</b>	<b>94.9</b>

**Table 8**

**Positions Offered and Percent Filled by MD Seniors and All Applicants, 2019 - 2023 (Continued)**

Specialty	2023			2022			2021			2020			2019		
	Offered	Filled		Offered	Filled		Offered	Filled		Offered	Filled		Offered	Filled	
		%MD	%Tot		%MD	%Tot		%MD	%Tot		%MD	%Tot		%MD	%Tot
<b>PGY-2 Positions</b>															
Anesthesiology	301	66.8	100.0	346	67.1	100.0	339	62.2	100.0	398	66.6	99.5	428	57.5	98.1
Child Neurology	6	33.3	100.0	7	28.6	100.0	8	12.5	75.0	9	11.1	66.7	11	9.1	81.8
Dermatology	499	77.0	99.4	492	82.9	99.4	477	80.1	98.7	478	77.0	98.1	447	82.8	99.3
Interventional Radiology (Integrated)	125	72.0	98.4	123	80.5	100.0	121	80.2	96.7	118	79.7	94.1	113	89.4	100.0
Neurodevelopmental Disabilities	2	50.0	100.0	3	100.0	100.0	4	25.0	50.0	3	33.3	33.3	5	40.0	60.0
Neurology	218	62.8	99.5	233	70.8	99.6	254	65.7	99.6	244	60.7	98.4	281	62.3	94.7
Nuclear Medicine	4	0.0	25.0	1	0.0	0.0	1	0.0	0.0	1	0.0	0.0	0	0.0	0.0
Osteo Neuromusculoskeletal Med	2	0.0	50.0	2	0.0	100.0	7	0.0	42.9	7	0.0	28.6	4	0.0	75.0
Physical Medicine & Rehab	325	56.0	99.4	338	50.9	99.4	327	51.1	99.4	316	51.9	98.7	308	49.0	99.0
Radiation Oncology	181	58.6	81.2	166	58.4	80.7	173	54.3	79.8	175	65.1	81.7	192	76.6	84.9
Radiology-Diagnostic	1,006	73.0	100.0	997	71.5	99.9	986	68.0	99.3	990	66.7	97.7	965	68.9	98.4
Radiology-Nuclear Med	2	100.0	100.0	3	66.7	100.0	2	50.0	100.0	3	33.3	66.7	2	50.0	100.0
<b>TOTAL - PGY-2</b>	<b>2,671</b>	<b>68.9</b>	<b>98.3</b>	<b>2,711</b>	<b>69.8</b>	<b>98.5</b>	<b>2,699</b>	<b>66.4</b>	<b>97.6</b>	<b>2,742</b>	<b>66.2</b>	<b>96.6</b>	<b>2,756</b>	<b>67.5</b>	<b>97.2</b>
<b>Physician (R) Positions*</b>															
Anesthesiology	137	0.0	97.1	114	0.0	94.7	94	0.0	98.9	116	0.0	93.1	97	0.0	93.8
Child Neurology	26	0.0	38.5	15	0.0	53.3	20	0.0	70.0	25	0.0	48.0	34	0.0	35.3
Dermatology	16	0.0	100.0	22	0.0	95.5	20	0.0	100.0	29	0.0	100.0	27	0.0	92.6
Interventional Radiology (Integrated)	2	0.0	100.0	1	0.0	100.0	2	0.0	100.0	0	0.0	0.0	1	0.0	100.0
Neurodevelopmental Disabilities	2	0.0	100.0	1	0.0	100.0	2	0.0	100.0	3	0.0	33.3	4	0.0	25.0
Neurology	27	0.0	81.5	9	0.0	100.0	21	0.0	95.2	20	0.0	80.0	20	0.0	70.0
Nuclear Medicine	0	0.0	0.0	0	0.0	0.0	0	0.0	0.0	0	0.0	0.0	0	0.0	0.0
Osteo Neuromusculoskeletal Med	6	0.0	50.0	6	0.0	66.7	2	0.0	50.0	6	0.0	16.7	1	0.0	0.0
Physical Medicine & Rehab	23	0.0	87.0	14	0.0	92.9	15	0.0	80.0	13	0.0	100.0	18	0.0	88.9
Radiation Oncology	13	0.0	61.5	9	0.0	66.7	5	0.0	60.0	3	0.0	66.7	4	0.0	50.0
Radiology-Diagnostic	27	0.0	100.0	26	0.0	100.0	31	0.0	74.2	33	0.0	84.8	29	0.0	93.1
Radiology-Nuclear Med	0	0.0	0.0	0	0.0	0.0	1	0.0	100.0	0	0.0	0.0	0	0.0	0.0
<b>TOTAL - Physician (R)</b>	<b>279</b>	<b>0.0</b>	<b>87.1</b>	<b>217</b>	<b>0.0</b>	<b>90.8</b>	<b>213</b>	<b>0.0</b>	<b>89.7</b>	<b>248</b>	<b>0.0</b>	<b>84.7</b>	<b>235</b>	<b>0.0</b>	<b>80.4</b>
<b>GRAND TOTAL</b>	<b>40,375</b>	<b>50.4</b>	<b>93.3</b>	<b>39,205</b>	<b>52.0</b>	<b>94.2</b>	<b>38,106</b>	<b>53.1</b>	<b>94.9</b>	<b>37,256</b>	<b>53.5</b>	<b>94.6</b>	<b>35,185</b>	<b>55.8</b>	<b>95.0</b>

\* Physician (R) positions are PGY-2 positions starting in the year of the Match that are reserved for applicants who have had prior graduate medical education. Physician positions are not available to senior medical students. In previous *Results and Data Books*, the numbers of R positions were small, and they were included in the categorical position counts. In 2014, NRMP began listing R positions separately.

## Tables 9-12

Tables 9 through 12 display the numbers of PGY-1 matches in each specialty and their proportions among all specialties for four different applicant groups: all applicants (Table 9), U.S. MD seniors (Table 10), U.S. DO seniors (Table 11), and foreign-trained physicians (Table 12). Foreign-trained physicians are U.S. citizen and non-U.S. citizen students and graduates of international medical schools, excluding Canadian and Fifth Pathway applicants. Specialties that placed at least 10 positions in the Match and showed an increase or decrease in the numbers of matched applicants of greater than 10 percent between 2019 and 2023 are highlighted with arrows.

Between 2019 and 2023, the proportions of matched applicants among all PGY-1 specialties were relatively stable for all applicant groups with some notable trends:

The proportions of U.S. MD seniors matching in Psychiatry (7.3 percent), Anesthesiology (6.5 percent), and Neurology (2.5 percent) have increased modestly but consistently over the past five years (Table 10). In contrast, the proportions of U.S. MD seniors matching in Pediatrics (Categorical, Primary) (9.0 percent), Emergency Medicine (6.9 percent) and Family Medicine (8.0 percent) have generally declined over the same period.

As a result of the transition to a single accreditation system, the number of U.S. DO seniors in the Match has grown considerably, and every year more U.S. DO seniors match in most specialties (see Table 11). In 2023, the total number of matched U.S. DO seniors was 6,812; compared to 2022, the number matched increased by 146 (2.2 percent). Between 2019 and 2023, the percentage of U.S. DO seniors matching in Internal Medicine (Categorical, Primary) has consistently remained high, fluctuating between 24.3 percent and 25.4 percent. In 2023, the number of U.S. DO seniors matching to Family Medicine programs was 1,511, 574 (61.3 percent) more than 2019.

Historically, positions obtained by foreign-trained physicians (IMGs) have been concentrated in a few specialties. In 2023, 70.4 percent of matched IMGs obtained positions in Internal Medicine (Categorical, Primary), Family Medicine, and Pediatrics (Categorical, Primary) (Table 12).

Table 9

## All Applicants Matched to PGY-1 Positions by Specialty, 2019 - 2023

Specialty	2023		2022		2021		2020		2019	
	No.	%	No.	%	No.	%	No.	%	No.	%
▲ Anesthesiology	1,606	4.6	1,508	4.4	1,457	4.4	1,369	4.2	1,316	4.3
▲ Child Neurology	174	0.5	150	0.4	147	0.4	151	0.5	133	0.4
Dermatology	29	0.1	28	0.1	30	0.1	31	0.1	28	0.1
Emergency Medicine	2,456	7.1	2,702	7.9	2,826	8.5	2,652	8.2	2,458	8.0
Emergency Med-Anesthesiology	0	0.0	2	0.0	2	0.0	0	0.0	1	0.0
Emergency Med-Family Med	7	0.0	7	0.0	7	0.0	6	0.0	4	0.0
▲ Family Medicine	4,511	13.0	4,451	13.1	4,472	13.4	4,313	13.3	3,827	12.5
Family Med-Preventive Med	2	0.0	2	0.0	2	0.0	2	0.0	4	0.0
▲ Internal Medicine (Categorical)	9,345	26.8	8,915	26.2	8,632	25.9	8,324	25.7	7,892	25.8
Medicine-Anesthesiology	4	0.0	3	0.0	4	0.0	3	0.0	4	0.0
Medicine-Dermatology	8	0.0	8	0.0	7	0.0	5	0.0	7	0.0
Medicine-Emergency Med	28	0.1	31	0.1	31	0.1	30	0.1	26	0.1
Medicine-Medical Genetics	3	0.0	3	0.0	4	0.0	3	0.0	1	0.0
Medicine-Pediatrics	388	1.1	392	1.2	385	1.2	381	1.2	383	1.3
▼ Medicine-Preliminary (PGY-1 Only)	1,576	4.5	1,624	4.8	1,639	4.9	1,759	5.4	1,796	5.9
Medicine-Preventive Med	7	0.0	8	0.0	5	0.0	7	0.0	6	0.0
▲ Medicine-Primary	445	1.3	424	1.2	437	1.3	423	1.3	386	1.3
Medicine-Psychiatry	26	0.1	24	0.1	24	0.1	23	0.1	23	0.1
▲ Interventional Radiology (Integrated)	51	0.1	45	0.1	38	0.1	37	0.1	37	0.1
Neurodevelopmental Disabilities	6	0.0	5	0.0	6	0.0	4	0.0	4	0.0
Neurological Surgery	240	0.7	240	0.7	234	0.7	232	0.7	231	0.8
▲ Neurology	843	2.4	761	2.2	702	2.1	665	2.1	594	1.9
Obstetrics-Gynecology	1,499	4.3	1,499	4.4	1,457	4.4	1,440	4.4	1,392	4.6
OB/GYN-Preliminary (PGY-1 Only)	8	0.0	9	0.0	12	0.0	9	0.0	9	0.0
▲ Orthopedic Surgery	899	2.6	875	2.6	866	2.6	844	2.6	752	2.5
Osteo Neuromusculoskeletal Med	9	0.0	13	0.0	3	0.0	8	0.0	0	0.0
▲ Otolaryngology	371	1.1	361	1.1	350	1.0	348	1.1	328	1.1
Pathology	607	1.7	619	1.8	589	1.8	587	1.8	569	1.9
Pediatrics (Categorical)	2,900	8.3	2,861	8.4	2,860	8.6	2,812	8.7	2,778	9.1
Pediatrics-Anesthesiology	7	0.0	6	0.0	8	0.0	7	0.0	7	0.0
Pediatrics-Emergency Med	9	0.0	9	0.0	8	0.0	8	0.0	8	0.0
Pediatrics-Medical Genetics	23	0.1	28	0.1	25	0.1	20	0.1	16	0.1
Pediatrics-P M & R	4	0.0	3	0.0	2	0.0	4	0.0	3	0.0
Pediatrics-Preliminary	18	0.1	21	0.1	22	0.1	12	0.0	19	0.1
▼ Pediatrics-Primary	58	0.2	73	0.2	74	0.2	90	0.3	89	0.3
Peds/Psych/Child Psych	22	0.1	21	0.1	21	0.1	22	0.1	21	0.1
▲ Physical Medicine & Rehab	206	0.6	180	0.5	156	0.5	151	0.5	138	0.5
▲ Plastic Surgery (Integrated)	207	0.6	194	0.6	187	0.6	180	0.6	172	0.6
▲ Psychiatry	2,143	6.2	2,030	6.0	1,904	5.7	1,838	5.7	1,720	5.6
Psychiatry-Family Medicine	10	0.0	10	0.0	12	0.0	12	0.0	12	0.0
Psychiatry-Neurology	3	0.0	3	0.0	4	0.0	2	0.0	3	0.0
Radiation Oncology	7	0.0	9	0.0	12	0.0	11	0.0	14	0.0
▲ Radiology-Diagnostic	143	0.4	132	0.4	118	0.4	116	0.4	122	0.4
▲ Surgery (Categorical)	1,667	4.8	1,619	4.8	1,564	4.7	1,531	4.7	1,432	4.7
Surgery-Preliminary (PGY-1 Only)	582	1.7	632	1.9	612	1.8	583	1.8	581	1.9
▲ Thoracic Surgery	49	0.1	47	0.1	45	0.1	38	0.1	37	0.1
▲ Transitional (PGY-1 Only)	1,524	4.4	1,404	4.1	1,272	3.8	1,230	3.8	1,101	3.6
▲ Vascular Surgery	92	0.3	84	0.2	79	0.2	73	0.2	64	0.2
<b>TOTAL - PGY-1</b>	<b>34,822</b>	<b>100</b>	<b>34,075</b>	<b>100</b>	<b>33,353</b>	<b>100</b>	<b>32,396</b>	<b>100</b>	<b>30,548</b>	<b>100</b>

▲▼ Denotes increase/decrease in number of filled positions of more than 10 percent and 10 positions between 2019 and 2023.

Table 10

## U.S. MD Seniors Matched to PGY-1 Positions by Specialty, 2019 - 2023

Specialty	2023		2022		2021		2020		2019	
	No.	%	No.	%	No.	%	No.	%	No.	%
▲ Anesthesiology	1,199	6.5	1,054	5.7	1,024	5.6	936	5.2	907	5.1
▲ Child Neurology	125	0.7	102	0.6	100	0.5	111	0.6	102	0.6
Dermatology	21	0.1	24	0.1	25	0.1	23	0.1	23	0.1
▼ Emergency Medicine	1,274	6.9	1,593	8.6	1,765	9.6	1,713	9.5	1,617	9.1
Emergency Med-Anesthesiology	0	0.0	1	0.0	2	0.0	0	0.0	0	0.0
Emergency Med-Family Med	4	0.0	4	0.0	5	0.0	2	0.0	1	0.0
Family Medicine	1,484	8.0	1,541	8.3	1,606	8.7	1,543	8.5	1,601	9.0
Family Med-Preventive Med	2	0.0	0	0.0	1	0.0	2	0.0	3	0.0
Internal Medicine (Categorical)	3,592	19.4	3,491	18.9	3,523	19.1	3,496	19.3	3,366	18.9
Medicine-Anesthesiology	4	0.0	2	0.0	4	0.0	3	0.0	4	0.0
Medicine-Dermatology	7	0.0	7	0.0	7	0.0	5	0.0	6	0.0
Medicine-Emergency Med	14	0.1	22	0.1	19	0.1	19	0.1	20	0.1
Medicine-Medical Genetics	2	0.0	3	0.0	3	0.0	2	0.0	1	0.0
Medicine-Pediatrics	307	1.7	332	1.8	313	1.7	316	1.7	315	1.8
▼ Medicine-Preliminary (PGY-1 Only)	1,205	6.5	1,261	6.8	1,210	6.6	1,313	7.3	1,356	7.6
Medicine-Preventive Med	3	0.0	5	0.0	2	0.0	4	0.0	2	0.0
Medicine-Primary	246	1.3	248	1.3	251	1.4	247	1.4	239	1.3
Medicine-Psychiatry	24	0.1	20	0.1	22	0.1	18	0.1	18	0.1
Interventional Radiology (Integrated)	37	0.2	37	0.2	30	0.2	25	0.1	30	0.2
Neurodevelopmental Disabilities	5	0.0	3	0.0	3	0.0	3	0.0	3	0.0
Neurological Surgery	211	1.1	202	1.1	198	1.1	203	1.1	213	1.2
▲ Neurology	461	2.5	393	2.1	358	1.9	317	1.8	284	1.6
Obstetrics-Gynecology	1,102	6.0	1,106	6.0	1,088	5.9	1,089	6.0	1,049	5.9
OB/GYN-Preliminary (PGY-1 Only)	4	0.0	4	0.0	6	0.0	3	0.0	4	0.0
Orthopedic Surgery	690	3.7	705	3.8	699	3.8	686	3.8	693	3.9
Osteo Neuromusculoskeletal Med	0	0.0	0	0.0	0	0.0	0	0.0	0	0.0
Otolaryngology	310	1.7	316	1.7	310	1.7	310	1.7	308	1.7
▲ Pathology	242	1.3	231	1.2	198	1.1	204	1.1	201	1.1
Pediatrics (Categorical)	1,635	8.8	1,661	9.0	1,749	9.5	1,731	9.6	1,715	9.7
Pediatrics-Anesthesiology	7	0.0	6	0.0	8	0.0	7	0.0	6	0.0
Pediatrics-Emergency Med	6	0.0	6	0.0	7	0.0	5	0.0	6	0.0
Pediatrics-Medical Genetics	17	0.1	18	0.1	19	0.1	13	0.1	14	0.1
Pediatrics-P M & R	4	0.0	3	0.0	2	0.0	2	0.0	2	0.0
Pediatrics-Preliminary	14	0.1	16	0.1	16	0.1	9	0.0	12	0.1
▼ Pediatrics-Primary	22	0.1	31	0.2	39	0.2	36	0.2	36	0.2
Peds/Psych/Child Psych	20	0.1	20	0.1	19	0.1	20	0.1	20	0.1
▲ Physical Medicine & Rehab	118	0.6	104	0.6	88	0.5	81	0.4	69	0.4
▲ Plastic Surgery (Integrated)	191	1.0	173	0.9	167	0.9	165	0.9	158	0.9
▲ Psychiatry	1,343	7.3	1,253	6.8	1,205	6.5	1,138	6.3	1,054	5.9
Psychiatry-Family Medicine	9	0.0	10	0.1	11	0.1	10	0.1	12	0.1
Psychiatry-Neurology	2	0.0	2	0.0	1	0.0	2	0.0	3	0.0
Radiation Oncology	6	0.0	7	0.0	7	0.0	8	0.0	13	0.1
▲ Radiology-Diagnostic	90	0.5	73	0.4	71	0.4	50	0.3	73	0.4
Surgery (Categorical)	1,062	5.7	1,059	5.7	1,029	5.6	1,033	5.7	1,053	5.9
▼ Surgery-Preliminary (PGY-1 Only)	246	1.3	304	1.6	272	1.5	290	1.6	277	1.6
Thoracic Surgery	41	0.2	41	0.2	43	0.2	32	0.2	34	0.2
▲ Transitional (PGY-1 Only)	1,015	5.5	920	5.0	845	4.6	822	4.5	788	4.4
▲ Vascular Surgery	75	0.4	72	0.4	65	0.4	61	0.3	52	0.3
<b>TOTAL - PGY-1</b>	<b>18,498</b>	<b>100</b>	<b>18,486</b>	<b>100</b>	<b>18,435</b>	<b>100</b>	<b>18,108</b>	<b>100</b>	<b>17,763</b>	<b>100</b>

▲▼ Denotes increase/decrease in matched U.S. MD seniors of more than 10 percent and 10 positions between 2019 and 2023.

**Table 11 U.S. DO Seniors Matched to PGY-1 Positions by Specialty, 2019 - 2023**

Specialty	2023		2022		2021		2020		2019	
	No.	%	No.	%	No.	%	No.	%	No.	%
Anesthesiology	245	3.6	263	3.9	268	4.2	262	4.4	243	5.0
▲ Child Neurology	23	0.3	15	0.2	18	0.3	20	0.3	6	0.1
Dermatology	5	0.1	3	0.0	5	0.1	6	0.1	3	0.1
▲ Emergency Medicine	730	10.7	753	11.3	790	12.5	683	11.4	618	12.8
Emergency Med-Family Med	2	0.0	1	0.0	2	0.0	3	0.1	1	0.0
▲ Family Medicine	1,511	22.2	1,494	22.4	1,440	22.8	1,392	23.3	937	19.4
Family Medicine-ONMM	0	0.0	0	0.0	0	0.0	2	0.0	1	0.0
Family Med-Preventive Med	0	0.0	1	0.0	0	0.0	0	0.0	1	0.0
▲ Internal Medicine (Categorical)	1,688	24.8	1,602	24.0	1,482	23.4	1,389	23.3	1,140	23.6
Medicine-Emergency Med	9	0.1	9	0.1	10	0.2	9	0.2	4	0.1
Medicine-Medical Genetics	1	0.0	0	0.0	0	0.0	0	0.0	0	0.0
▲ Medicine-Pediatrics	44	0.6	39	0.6	47	0.7	36	0.6	31	0.6
Medicine-Preliminary (PGY-1 Only)	149	2.2	151	2.3	177	2.8	162	2.7	163	3.4
▲ Medicine-Primary	45	0.7	33	0.5	41	0.6	41	0.7	33	0.7
Medicine-Psychiatry	2	0.0	3	0.0	1	0.0	0	0.0	5	0.1
Interventional Radiology (Integrated)	4	0.1	3	0.0	3	0.0	5	0.1	4	0.1
Neurodevelopmental Disabilities	0	0.0	2	0.0	2	0.0	0	0.0	0	0.0
Neurological Surgery	3	0.0	9	0.1	6	0.1	3	0.1	4	0.1
▲ Neurology	148	2.2	132	2.0	107	1.7	103	1.7	96	2.0
▲ Obstetrics-Gynecology	249	3.7	242	3.6	225	3.6	221	3.7	221	4.6
OB/GYN-Preliminary (PGY-1 Only)	0	0.0	1	0.0	1	0.0	1	0.0	1	0.0
▲ Orthopedic Surgery	119	1.7	111	1.7	107	1.7	112	1.9	13	0.3
Osteo Neuromusculoskeletal Med	8	0.1	10	0.2	2	0.0	8	0.1	0	0.0
▲ Otolaryngology	23	0.3	21	0.3	16	0.3	17	0.3	13	0.3
▲ Pathology	87	1.3	76	1.1	55	0.9	67	1.1	49	1.0
▲ Pediatrics (Categorical)	608	8.9	580	8.7	519	8.2	483	8.1	477	9.9
Pediatrics-Anesthesiology	0	0.0	0	0.0	0	0.0	0	0.0	0	0.0
Pediatrics-Emergency Med	3	0.0	3	0.0	1	0.0	1	0.0	2	0.0
Pediatrics-Medical Genetics	2	0.0	1	0.0	2	0.0	3	0.1	2	0.0
Pediatrics-P M & R	0	0.0	0	0.0	0	0.0	2	0.0	1	0.0
Pediatrics-Preliminary	2	0.0	3	0.0	1	0.0	0	0.0	1	0.0
Pediatrics-Primary	6	0.1	9	0.1	3	0.0	11	0.2	9	0.2
Peds/Psych/Child Psych	2	0.0	1	0.0	1	0.0	1	0.0	1	0.0
▲ Physical Medicine & Rehab	74	1.1	55	0.8	49	0.8	60	1.0	49	1.0
Plastic Surgery (Integrated)	0	0.0	0	0.0	2	0.0	0	0.0	1	0.0
▲ Psychiatry	403	5.9	387	5.8	332	5.2	335	5.6	315	6.5
Psychiatry-Family Medicine	1	0.0	0	0.0	1	0.0	2	0.0	0	0.0
Psychiatry-Neurology	0	0.0	1	0.0	2	0.0	0	0.0	0	0.0
Radiation Oncology	0	0.0	1	0.0	0	0.0	1	0.0	0	0.0
Radiology-Diagnostic	28	0.4	41	0.6	28	0.4	28	0.5	24	0.5
▲ Surgery (Categorical)	243	3.6	212	3.2	228	3.6	202	3.4	124	2.6
▲ Surgery-Preliminary (PGY-1 Only)	47	0.7	56	0.8	47	0.7	31	0.5	36	0.7
Thoracic Surgery	1	0.0	1	0.0	1	0.0	1	0.0	0	0.0
▲ Transitional (PGY-1 Only)	293	4.3	338	5.1	302	4.8	260	4.4	191	4.0
Vascular Surgery	4	0.1	1	0.0	3	0.0	5	0.1	5	0.1
<b>TOTAL - PGY-1</b>	<b>6,812</b>	<b>100</b>	<b>6,664</b>	<b>100</b>	<b>6,327</b>	<b>100</b>	<b>5,968</b>	<b>100</b>	<b>4,825</b>	<b>100</b>

▲▼ Denotes increase/decrease in matched DO seniors of more than 10 percent and 10 positions between 2019 and 2023.

**Table 12 Foreign-Trained Physicians\* Matched to PGY-1 Positions by Specialty, 2019 - 2023**

Specialty	2023		2022		2021		2020		2019	
	No.	%	No.	%	No.	%	No.	%	No.	%
Anesthesiology	127	1.5	118	1.5	116	1.5	136	1.8	139	2.0
Child Neurology	26	0.3	30	0.4	28	0.4	17	0.2	22	0.3
Dermatology	0	0.0	1	0.0	0	0.0	2	0.0	2	0.0
▲ Emergency Medicine	350	4.2	221	2.9	178	2.4	185	2.5	139	2.0
Emergency Med-Anesthesiology	0	0.0	0	0.0	0	0.0	0	0.0	1	0.0
Emergency Med-Family Med	0	0.0	2	0.0	0	0.0	1	0.0	2	0.0
▲ Family Medicine	1,355	16.2	1234	16.1	1,224	16.3	1,192	16.2	1,113	15.8
Family Med-Preventive Med	0	0.0	1	0.0	1	0.0	0	0.0	0	0.0
▲ Internal Medicine (Categorical)	3,859	46.0	3568	46.5	3,416	45.5	3,239	43.9	3,203	45.6
Medicine-Emergency Med	5	0.1	0	0.0	2	0.0	0	0.0	2	0.0
Medicine-Medical Genetics	0	0.0	0	0.0	1	0.0	0	0.0	0	0.0
Medicine-Pediatrics	33	0.4	19	0.2	23	0.3	24	0.3	33	0.5
▼ Medicine-Preliminary (PGY-1 Only)	189	2.3	191	2.5	230	3.1	263	3.6	254	3.6
Medicine-Preventive Med	4	0.0	3	0.0	3	0.0	3	0.0	4	0.1
▲ Medicine-Primary	148	1.8	139	1.8	138	1.8	126	1.7	107	1.5
Medicine-Psychiatry	0	0.0	1	0.0	1	0.0	4	0.1	0	0.0
Interventional Radiology (Integrated)	9	0.1	3	0.0	3	0.0	6	0.1	0	0.0
Neurodevelopmental Disabilities	1	0.0	0	0.0	1	0.0	1	0.0	1	0.0
Neurological Surgery	15	0.2	18	0.2	17	0.2	18	0.2	8	0.1
▲ Neurology	226	2.7	227	3.0	226	3.0	238	3.2	205	2.9
Obstetrics-Gynecology	87	1.0	82	1.1	88	1.2	94	1.3	84	1.2
OB/GYN-Preliminary (PGY-1 Only)	4	0.0	3	0.0	5	0.1	5	0.1	3	0.0
Orthopedic Surgery	12	0.1	19	0.2	8	0.1	12	0.2	10	0.1
Otolaryngology	7	0.1	4	0.1	6	0.1	5	0.1	7	0.1
▼ Pathology	248	3.0	274	3.6	301	4.0	286	3.9	280	4.0
▲ Pediatrics (Categorical)	627	7.5	574	7.5	552	7.4	562	7.6	527	7.5
Pediatrics-Anesthesiology	0	0.0	0	0.0	0	0.0	0	0.0	0	0.0
Pediatrics-Emergency Med	0	0.0	0	0.0	0	0.0	2	0.0	0	0.0
Pediatrics-Medical Genetics	4	0.0	9	0.1	4	0.1	4	0.1	0	0.0
Pediatrics-Preliminary	2	0.0	2	0.0	5	0.1	3	0.0	4	0.1
▼ Pediatrics-Primary	30	0.4	32	0.4	32	0.4	43	0.6	44	0.6
Peds/Psych/Child Psych	0	0.0	0	0.0	1	0.0	1	0.0	0	0.0
Physical Medicine & Rehab	10	0.1	16	0.2	15	0.2	9	0.1	14	0.2
Plastic Surgery (Integrated)	8	0.1	11	0.1	8	0.1	9	0.1	4	0.1
Preventive Medicine	0	0.0	0	0.0	0	0.0	1	0.0	1	0.0
▲ Psychiatry	351	4.2	321	4.2	309	4.1	293	4.0	279	4.0
Psychiatry-Family Medicine	0	0.0	0	0.0	0	0.0	0	0.0	0	0.0
Psychiatry-Neurology	1	0.0	0	0.0	1	0.0	0	0.0	0	0.0
Radiation Oncology	1	0.0	1	0.0	5	0.1	2	0.0	1	0.0
Radiology-Diagnostic	21	0.3	13	0.2	16	0.2	34	0.5	22	0.3
▲ Surgery (Categorical)	172	2.1	161	2.1	156	2.1	178	2.4	152	2.2
Surgery-Preliminary (PGY-1 Only)	259	3.1	235	3.1	269	3.6	242	3.3	248	3.5
Thoracic Surgery	5	0.1	5	0.1	1	0.0	4	0.1	2	0.0
▲ Transitional (PGY-1 Only)	182	2.2	124	1.6	109	1.5	128	1.7	102	1.5
Vascular Surgery	9	0.1	7	0.1	9	0.1	4	0.1	6	0.1
<b>TOTAL - PGY-1</b>	<b>8,387</b>	<b>100</b>	<b>7669</b>	<b>100</b>	<b>7,508</b>	<b>100</b>	<b>7,376</b>	<b>100</b>	<b>7,025</b>	<b>100</b>

▲▼ Denotes increase/decrease in matched foreign-trained physicians of more than 10 percent and 10 positions between 2019 and 2023.

\* Foreign-trained physicians include both U.S. citizen and non-U.S. citizen graduates of international medical schools.

## Table 13

Table 13A and 13B display the numbers of applicants who ranked each specialty as their only choice, first choice, or not first choice: Only choice includes applicants who ranked that specialty first on their rank order lists (ROLs) and ranked no other specialties. First choice includes applicants who ranked that specialty first and ranked at least one other specialty. Not first choice includes applicants who ranked another specialty first but also included that specialty on their ROL. Preferred choice is defined as first choice ignoring any subsequent choices (only choice and first choice combined). Data on U.S. MD and DO seniors are listed in Table 13A and the same categories are listed in Table 13B for U.S. IMGs and non-U.S. IMGs.

Transitional Year programs are excluded from the counts because they are not considered a preference for a specific specialty. PGY-1 and PGY-2 (including physician R) programs are combined. Internal Medicine and Pediatrics include categorical and primary positions. Preliminary programs are separated from categorical programs for Internal Medicine, Obstetrics and Gynecology, Pediatrics, and General Surgery.

Table 13A and 13B also show the ratio of the number of positions in a specialty to the number of applicants choosing a specialty as their preferred choice.

Using Anesthesiology on Table 13A as an example:

- Combining categorical, advanced, and physician positions, Anesthesiology offered 2,047 positions in total.
- A total of 1,741 U.S. MD seniors ranked at least one Anesthesiology program (sum of 1,030 “only choice,” 646 “first choice,” and 65 “not first choice”). Anesthesiology was the “preferred choice” for 1,676 U.S. MD seniors (sum of 1030 “only choice” and 646 “first choice”). With 2,047 positions offered, the ratio of positions to U.S. MD senior applicants who ranked Anesthesiology as the “preferred” choice was 1.2 to 1.
- Similarly, 508 U.S. DO senior applicants ranked at least one Anesthesiology program (sum of 164 “only choice,” 318 “first choice,” and 26 “not first choice”). Anesthesiology was the “preferred choice” for 482 U.S. DO seniors (sum of 164 “only choice” and 318 “first choice”). With 2,047 positions offered, the ratio of positions to U.S. DO senior applicants who ranked Anesthesiology as the “preferred” choice was 4.2 to 1.
- Lastly, for the 2,158 total MD and DO senior applicants who preferred Anesthesiology, the ratio of positions per applicant was 0.9.



**Table 13 A U.S. MD Seniors and U.S. DO Seniors Choices by Specialty, 2023**

Specialty	U.S. MD Seniors					U.S. DO Seniors				Positions per All MD/DO Senior Applicants
	Total Positions	Preferred Choice			Positions per MD Senior	Preferred Choice			Positions per DO Senior	
		Only Choice	First Choice	Not First Choice		Only Choice	First Choice	Not First Choice		
Anesthesiology	2,047	1,030	646	65	1.2	164	318	26	4.2	0.9
Child Neurology	209	107	20	14	1.6	15	9	7	8.7	1.4
Dermatology	544	140	424	14	1.0	21	58	1	6.9	0.8
Emergency Medicine	3,010	1,194	72	71	2.4	641	75	83	4.2	1.5
Family Medicine	5,088	1,376	46	296	3.6	1,281	132	539	3.6	1.8
Internal Medicine	10,178	3,613	184	417	2.7	1,435	205	486	6.2	1.9
Internal Medicine (Prelim)	1,715	215	5	1,324	7.8	5	4	309	190.6	7.5
Internal Medicine/Emergency Medicine	31	0	20	26	1.6	0	10	10	3.1	1.0
Internal Medicine/Pediatrics	392	215	103	40	1.2	19	38	21	6.9	1.0
Internal Medicine/Psychiatry	26	1	28	34	0.9	0	7	7	3.7	0.7
Interventional Radiology	178	6	140	63	1.2	0	32	29	5.6	1.0
Neurological Surgery	243	237	30	4	0.9	5	6	1	22.1	0.9
Neurology	1,091	538	70	31	1.8	141	55	27	5.6	1.4
Obstetrics and Gynecology	1,503	1,014	253	26	1.2	216	140	26	4.2	0.9
Orthopaedic Surgery	899	818	118	11	1.0	158	73	6	3.9	0.8
Osteopathic Neuromusculoskeletal Medicine	30	0	0	0	0.0	4	6	4	3.0	3.0
Otolaryngology	373	306	63	10	1.0	18	15	1	11.3	0.9
Pathology-Anatomic and Clinical	613	243	7	21	2.5	92	7	12	6.2	1.8
Pediatrics	3,046	1,594	48	180	1.9	535	81	100	4.9	1.3
Pediatrics (Prelim)	21	0	1	26	21.0	0	0	4	0.0	21.0
Pediatrics/Medical Genetics	25	3	15	3	1.4	0	2	3	12.5	1.3
Pediatrics/Psychiatry/Child and Adolescent Psychiatry	26	0	33	20	0.8	0	4	5	6.5	0.7
Physical Medicine and Rehabilitation	554	204	149	24	1.6	118	138	31	2.2	0.9
Plastic Surgery	207	174	78	3	0.8	0	4	1	51.8	0.8
Psychiatry	2,164	1,304	160	98	1.5	359	140	60	4.3	1.1
Radiation Oncology	204	91	18	10	1.9	5	1	2	34.0	1.8
Radiology-Diagnostic	1,176	471	515	192	1.2	48	177	46	5.2	1.0
Surgery-General	1,670	901	334	231	1.4	217	149	66	4.6	1.0
Surgery-General (Prelim)	1,133	50	12	543	18.3	7	1	158	141.6	16.2
Thoracic Surgery	49	4	76	15	0.6	0	3	3	16.3	0.6
Vascular Surgery	93	43	39	10	1.1	1	8	8	10.3	1.0
<b>TOTAL *</b>	<b>40,375</b>	<b>15,939</b>	<b>3,807</b>	<b>5,174</b>		<b>5,515</b>	<b>1,921</b>	<b>2,566</b>		

**Only choice** includes applicants who ranked that specialty first on their rank order lists (ROLs) and ranked no other specialties. **First choice** includes applicants who ranked that specialty first and ranked at least one other specialty on their ROLs. **Not first choice** includes applicants who ranked another specialty first but also included that specialty on their ROLs. **Preferred choice** is defined as either only choice or first choice. Transitional Year programs were excluded from these counts because they are not considered a preference for a specific specialty.

**Total Positions:** includes all positions (categorical, advanced, primary care categorical, and physician) except preliminary positions offered in a specialty. Preliminary positions are reported separately.

**Positions Per MD Senior:** is the ratio of Total Positions to the number of MD seniors for whom that specialty was the first or only choice.

**Positions Per DO Senior:** is the ratio of Total Positions to the number of DO seniors for whom that specialty was the first or only choice.

**Positions Per All Senior Applicants:** is the ratio of Total Positions to the number of MD seniors and DO seniors for whom that specialty was the first or only choice.

**Note:** Specialties with fewer than 20 total positions are not displayed on this table.

\* The **TOTAL** row includes all positions in all specialties.

**Table 13 B U.S. IMG and Non-U.S. IMG Choices by Specialty, 2023**

Specialty	Non- U.S. IMG					U.S. IMG				Positions per All IMG Applicants
	Total Positions	Preferred Choice			Positions per Non-U.S. IMG	Preferred Choice			Positions per U.S. IMG	
		Only Choice	First Choice	Not First Choice		Only Choice	First Choice	Not First Choice		
Anesthesiology	2,047	92	110	28	10.1	68	121	22	10.8	5.2
Child Neurology	209	15	16	45	6.7	4	9	10	16.1	4.8
Dermatology	544	14	13	1	20.1	13	7	0	27.2	11.6
Emergency Medicine	3,010	54	34	33	34.2	210	102	54	9.6	7.5
Family Medicine	5,088	512	212	618	7.0	766	251	590	5.0	2.9
Internal Medicine	10,178	3,667	945	615	2.2	1,201	554	562	5.8	1.6
Internal Medicine (Prelim)	1,715	26	24	470	34.3	19	20	298	44.0	19.3
Internal Medicine/Emergency Medicine	31	0	4	6	7.8	0	11	9	2.8	2.1
Internal Medicine/Pediatrics	392	5	23	57	14.0	4	14	22	21.8	8.5
Internal Medicine/Psychiatry	26	1	2	7	8.7	0	2	4	13.0	5.2
Interventional Radiology	178	3	18	20	8.5	1	11	12	14.8	5.4
Neurological Surgery	243	26	13	2	6.2	4	3	2	34.7	5.3
Neurology	1,091	251	167	125	2.6	57	63	38	9.1	2.0
Obstetrics and Gynecology	1,503	78	63	24	10.7	68	56	24	12.1	5.7
Orthopaedic Surgery	899	9	8	1	52.9	19	10	3	31.0	19.5
Osteopathic Neuromusculoskeletal Medicine	30	0	0	0	0.0	0	0	1	0.0	0.0
Otolaryngology	373	10	3	3	28.7	2	4	1	62.2	19.6
Pathology-Anatomic and Clinical	613	313	43	58	1.7	118	26	20	4.3	1.2
Pediatrics	3,046	427	120	228	5.6	216	58	104	11.1	3.7
Pediatrics (Prelim)	21	0	0	4	0.0	0	0	2	0.0	0.0
Pediatrics/Medical Genetics	25	1	5	3	4.2	0	2	0	12.5	3.1
Pediatrics/Psychiatry/Child and Adolescent Psychiatry	26	0	0	2	0.0	0	0	1	0.0	0.0
Physical Medicine and Rehabilitation	554	16	10	6	21.3	15	28	23	12.9	8.0
Plastic Surgery	207	13	12	1	8.3	6	9	1	13.8	5.2
Psychiatry	2,164	250	69	53	6.8	251	105	75	6.1	3.2
Radiation Oncology	204	17	11	7	7.3	7	7	5	14.6	4.9
Radiology-Diagnostic	1,176	59	112	36	6.9	21	73	17	12.5	4.4
Surgery-General	1,670	126	219	76	4.8	88	149	54	7.0	2.9
Surgery-General (Prelim)	1,133	69	48	316	9.7	20	14	178	33.3	7.5
Thoracic Surgery	49	4	12	6	3.1	0	3	2	16.3	2.6
Vascular Surgery	93	2	12	7	6.6	2	6	5	11.6	4.2
<b>TOTAL *</b>	<b>40,375</b>	<b>6,105</b>	<b>2,361</b>	<b>3,190</b>		<b>3,213</b>	<b>1,748</b>	<b>2,391</b>		

**Only choice** includes applicants who ranked that specialty first on their rank order lists (ROLs) and ranked no other specialties. **First choice** includes applicants who ranked that specialty first and ranked at least one other specialty on their ROLs. **Not first choice** includes applicants who ranked another specialty first but also included that specialty on their ROLs. **Preferred choice** is defined as either only choice or first choice. Transitional Year programs were excluded from these counts because they are not considered a preference for a specific specialty.

**Total Positions:** includes all positions (categorical, advanced, primary care categorical, and physician) except preliminary positions offered in a specialty. Preliminary positions are reported separately.

**Positions Per Non-U.S. IMG:** is the ratio of Total Positions to the number of Non-U.S. IMG for whom that specialty was the first or only choice.

**Positions Per U.S. IMG:** is the ratio of Total Positions to the number of U.S. IMG for whom that specialty was the first or only choice.

**Positions Per All IMG Applicants:** is the ratio of Total Positions to the number of Non-U.S. IMG and U.S. IMG for whom that specialty was the first or only choice.

**Note:** Specialties with fewer than 20 total positions are not displayed on this table.

\* The **TOTAL** row includes all positions in all specialties.

**Table 14**

Tables 14A and 14B present data on applicants who ranked each specialty as their only choice in the 2023 Match. Table 14A, reflects outcomes for U.S. MD and DO seniors, and the same categories are presented in Table 14B for U.S. IMGs and non-U.S. IMGs. Prior to 2012, Table 14 and Figure 6 reported Match results by specialty groups that included the combined specialties. In this report, results are aggregated by specialty instead of specialty group. Preliminary positions are reported separately.

Overall, 3,177 (63.0 percent) of matched U.S. DO seniors who ranked only one specialty (n=5,048) matched to a primary care specialty (Family Medicine, Internal Medicine (Categorical), or Pediatrics (Categorical)) compared to 6,515 (43.5 percent) of matched U.S. MD seniors who ranked only one specialty (n=14,967). In contrast, 72.0 percent (1,512 of 2,102) matched U.S. citizen IMGs who ranked only one specialty matched in primary care along with 80.6 percent (2,784 of 3,452) of non-U.S. citizen IMGs.

As seen in Figure 6, higher proportions of unmatched U.S. MD seniors and DO seniors have been observed in traditionally competitive specialties like Orthopedic Surgery, Neurological Surgery, Plastic Surgery, Otolaryngology, Dermatology, and General Surgery.

**Table 14 A Match Results for U.S. MD Seniors and U.S. DO Seniors Applicants Who Ranked Each Specialty as Their Only Choice, 2023**

Specialty	Matched		Unmatched		Total		Percent Matched		Percent Unmatched	
	MD	DO	MD	DO	MD	DO	MD	DO	MD	DO
Anesthesiology	907	116	123	48	1,030	164	6.1	2.3	11.9	29.3
Child Neurology	106	15	1	0	107	15	0.7	0.3	0.9	0.0
Dermatology	115	11	25	10	140	21	0.8	0.2	17.9	47.6
Emergency Medicine	1,186	637	8	4	1,194	641	7.9	12.6	0.7	0.6
Family Medicine	1,363	1,259	13	22	1,376	1,281	9.1	24.9	0.9	1.7
Internal Medicine	3,572	1,391	41	44	3,613	1,435	23.9	27.6	1.1	3.1
Internal Medicine (Prelim)	212	5	3	0	215	5	1.4	0.1	1.4	0.0
Internal Medicine/Emergency Medicine	0	0	0	0	0	0	0.0	0.0	0.0	0.0
Internal Medicine/Pediatrics	210	19	5	0	215	19	1.4	0.4	2.3	0.0
Internal Medicine/Psychiatry	1	0	0	0	1	0	0.0	0.0	0.0	0.0
Interventional Radiology	6	0	0	0	6	0	0.0	0.0	0.0	0.0
Neurological Surgery	197	3	40	2	237	5	1.3	0.1	16.9	40.0
Neurology	526	128	12	13	538	141	3.5	2.5	2.2	9.2
Obstetrics and Gynecology	896	164	118	52	1,014	216	6.0	3.2	11.6	24.1
Orthopaedic Surgery	632	95	186	63	818	158	4.2	1.9	22.7	39.9
Osteopathic Neuromusculoskeletal Medicine	0	4	0	0	0	4	0.0	0.1	0.0	0.0
Otolaryngology	269	13	37	5	306	18	1.8	0.3	12.1	27.8
Pathology-Anatomic and Clinical	232	79	11	13	243	92	1.6	1.6	4.5	14.1
Pediatrics	1,580	527	14	8	1,594	535	10.6	10.4	0.9	1.5
Pediatrics (Prelim)	0	0	0	0	0	0	0.0	0.0	0.0	0.0
Pediatrics/Medical Genetics	3	0	0	0	3	0	0.0	0.0	0.0	0.0
Pediatrics/Psychiatry/Child and Adolescent Psychiatry	0	0	0	0	0	0	0.0	0.0	0.0	0.0
Physical Medicine and Rehabilitation	183	90	21	28	204	118	1.2	1.8	10.3	23.7
Plastic Surgery	143	0	31	0	174	0	1.0	0.0	17.8	0.0
Psychiatry	1,190	300	114	59	1,304	359	8.0	5.9	8.7	16.4
Radiation Oncology	90	5	1	0	91	5	0.6	0.1	1.1	0.0
Radiology-Diagnostic	418	31	53	17	471	48	2.8	0.6	11.3	35.4
Surgery-General	794	144	107	73	901	217	5.3	2.9	11.9	33.6
Surgery-General (Prelim)	44	3	6	4	50	7	0.3	0.1	12.0	57.1
Thoracic Surgery	3	0	1	0	4	0	0.0	0.0	25.0	0.0
Vascular Surgery	43	0	0	1	43	1	0.3	0.0	0.0	100.0
<b>TOTAL*</b>	<b>14,967</b>	<b>5,048</b>	<b>972</b>	<b>467</b>	<b>15,939</b>	<b>5,515</b>	<b>100.0</b>	<b>100.0</b>	<b>6.1</b>	<b>8.5</b>

**Note:** Specialties with fewer than 20 total positions are not displayed on this table. Transitional Year is excluded.

\* The **TOTAL** row includes all positions in all specialties.

**Table 14 B**

**Match Results for U.S. IMG and Non-U.S. IMG Applicants Who Ranked Each Specialty as Their Only Choice, 2023**

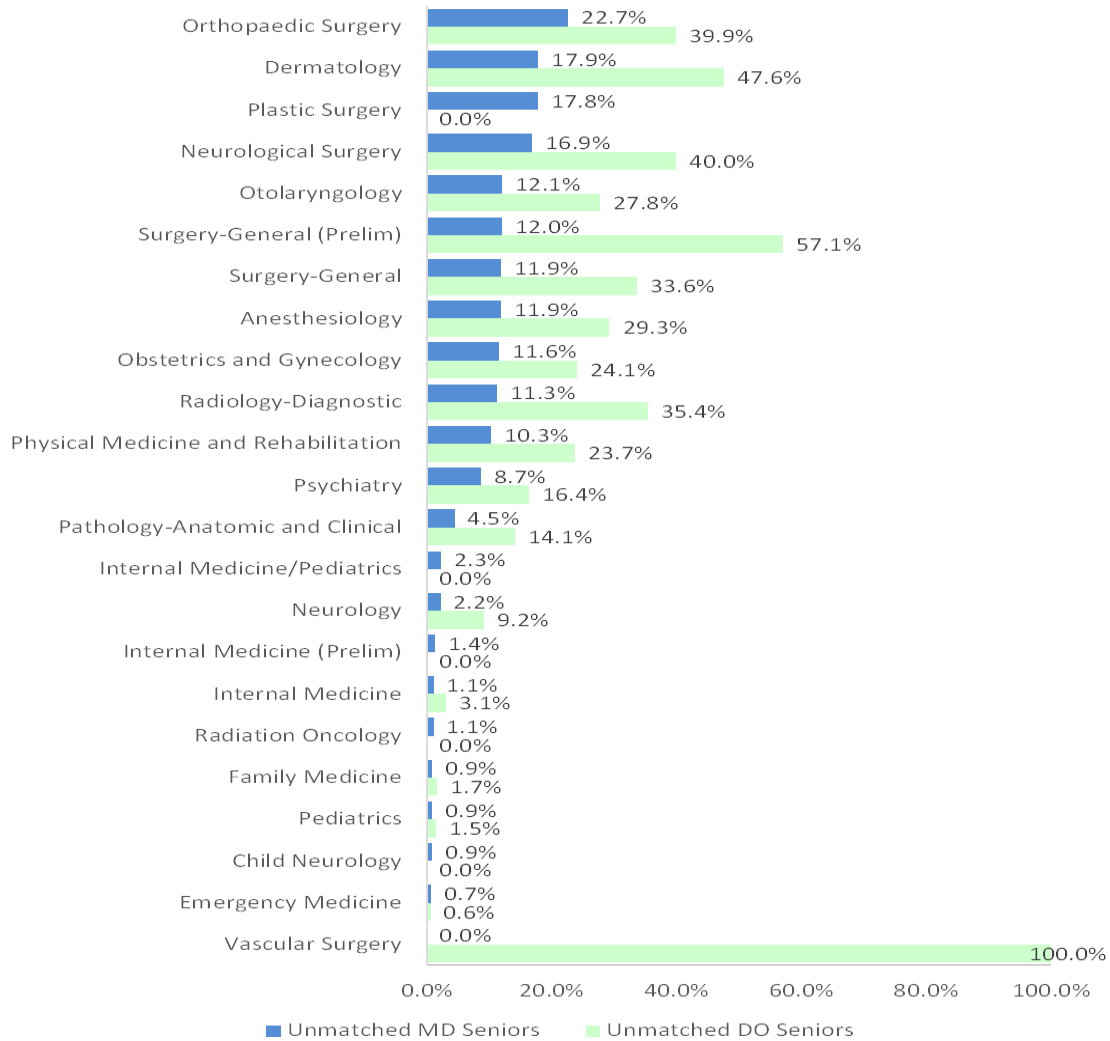
Specialty	Matched		Unmatched		Total		Percent Matched		Percent Unmatched	
	U.S.IMG	IMG	U.S. IMG	IMG	U.S. IMG	IMG	U.S. IMG	IMG	U.S. IMG	IMG
Anesthesiology	35	43	33	49	68	92	1.7	1.2	48.5	53.3
Child Neurology	2	8	2	7	4	15	0.1	0.2	50.0	46.7
Dermatology	3	3	10	11	13	14	0.1	0.1	76.9	78.6
Emergency Medicine	190	30	20	24	210	54	9.0	0.9	9.5	44.4
Family Medicine	528	284	238	228	766	512	25.1	8.2	31.1	44.5
Internal Medicine	812	2,192	389	1,475	1,201	3,667	38.6	63.5	32.4	40.2
Internal Medicine (Prelim)	9	6	10	20	19	26	0.4	0.2	52.6	76.9
Internal Medicine/Emergency Medicine	0	0	0	0	0	0	0.0	0.0	0.0	0.0
Internal Medicine/Pediatrics	4	1	0	4	4	5	0.2	0.0	0.0	80.0
Internal Medicine/Psychiatry	0	0	0	1	0	1	0.0	0.0	0.0	100.0
Interventional Radiology	0	1	1	2	1	3	0.0	0.0	100.0	66.7
Neurological Surgery	1	10	3	16	4	26	0.0	0.3	75.0	61.5
Neurology	32	141	25	110	57	251	1.5	4.1	43.9	43.8
Obstetrics and Gynecology	32	24	36	54	68	78	1.5	0.7	52.9	69.2
Orthopaedic Surgery	8	3	11	6	19	9	0.4	0.1	57.9	66.7
Osteopathic Neuromusculoskeletal Medicine	0	0	0	0	0	0	0.0	0.0	0.0	0.0
Otolaryngology	1	4	1	6	2	10	0.0	0.1	50.0	60.0
Pathology-Anatomic and Clinical	56	162	62	151	118	313	2.7	4.7	52.5	48.2
Pediatrics	172	308	44	119	216	427	8.2	8.9	20.4	27.9
Pediatrics (Prelim)	0	0	0	0	0	0	0.0	0.0	0.0	0.0
Pediatrics/Medical Genetics	0	0	0	1	0	1	0.0	0.0	0.0	100.0
Pediatrics/Psychiatry/Child and Adolescent Psychiatry	0	0	0	0	0	0	0.0	0.0	0.0	0.0
Physical Medicine and Rehabilitation	5	5	10	11	15	16	0.2	0.1	66.7	68.8
Plastic Surgery	2	3	4	10	6	13	0.1	0.1	66.7	76.9
Psychiatry	138	116	113	134	251	250	6.6	3.4	45.0	53.6
Radiation Oncology	4	11	3	6	7	17	0.2	0.3	42.9	35.3
Radiology-Diagnostic	7	19	14	40	21	59	0.3	0.6	66.7	67.8
Surgery-General	39	40	49	86	88	126	1.9	1.2	55.7	68.3
Surgery-General (Prelim)	9	26	11	43	20	69	0.4	0.8	55.0	62.3
Thoracic Surgery	0	0	0	4	0	4	0.0	0.0	0.0	100.0
Vascular Surgery	2	1	0	1	2	2	0.1	0.0	0.0	50.0
<b>TOTAL*</b>	<b>2,102</b>	<b>3,452</b>	<b>1,111</b>	<b>2,653</b>	<b>3,213</b>	<b>6,105</b>	<b>100.0</b>	<b>100.0</b>	<b>34.6</b>	<b>43.5</b>

**Note:** Specialties with fewer than 20 total positions are not displayed on this table. Transitional Year is excluded.

\* The **TOTAL** row includes all positions in all specialties.

**Figure 6**

**Percentages of Unmatched MD Seniors and DO Seniors Who Ranked Each Specialty as Their Only Choice, 2023**



**Note:** Specialties with fewer than 20 matched applicants are excluded from this figure. Transitional Year is excluded.

---

## Table 15 and Figure 7

Table 15 shows trends between 1997 and 2023 in the percentages of U.S. MD seniors and U.S. DO seniors who matched to their first, second, third, fourth, or lower than fourth program choice on their rank order lists. (See Table 6 for trends in overall match rates by applicant type based on total active applicants).

In 2023, 47.7 percent of matched U.S. MD seniors matched to their first-choice programs, 0.8 percentage points lower than in 2022. Among matched U.S. DO seniors, the percentage of first-choice matches was 46.2 percent, 1.5 percentage points lower than in 2022. Among all active U.S. MD senior applicants, 6.0 percent were unmatched; among all active U.S. DO senior applicants, 8.0 percent were unmatched.

Figure 7 shows the percentage of applicants matched to programs by rank choice using both matched applicants (top two figures) and all applicants (bottom two figures).

**Table 15** Matches from MD and DO Seniors Applicants' Rank Order Lists, 1997 - 2023

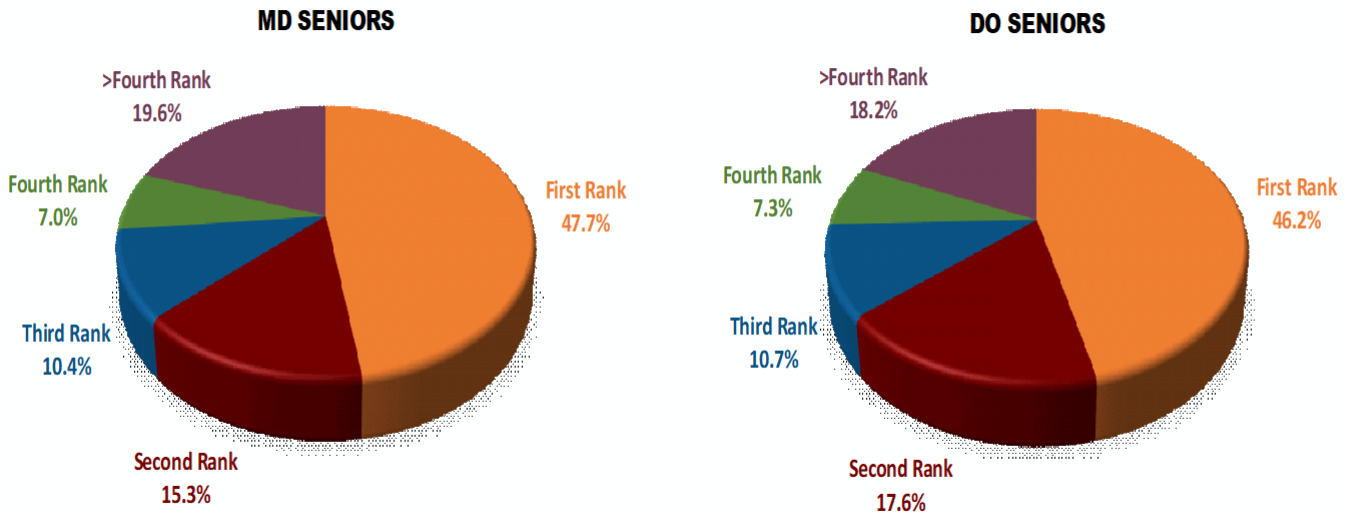
Year	First Rank		Second Rank		Third Rank		Fourth Rank		> Fourth Rank		Unmatched	
	No.	% of Matches	No.	% of Matches	No.	% of Matches	No.	% of Matches	No.	% of Matches	No.	%
<b>MD Seniors</b>												
1997	8,079	59.0	2,182	15.9	1,311	9.6	761	5.6	1,369	10.0	912	6.2
1998	8,028	58.0	2,283	16.5	1,332	9.6	802	5.8	1,398	10.1	767	5.2
1999	8,455	60.7	2,181	15.7	1,234	8.9	774	5.6	1,277	9.2	686	4.7
2000	8,542	62.4	2,102	15.3	1,187	8.7	656	4.8	1,209	8.8	662	4.6
2001	8,393	61.0	2,149	15.6	1,199	8.7	698	5.1	1,314	9.6	702	4.9
2002	8,370	61.0	2,130	15.5	1,289	9.4	687	5.0	1,249	9.1	611	4.3
2003	8,482	62.4	2,135	15.7	1,144	8.4	701	5.2	1,133	8.3	737	5.1
2004	8,510	61.9	2,138	15.6	1,188	8.6	659	4.8	1,243	9.0	871	6.0
2005	8,729	62.5	2,091	15.0	1,219	8.7	655	4.7	1,267	9.1	758	5.1
2006	8,551	60.1	2,198	15.5	1,286	9.0	734	5.2	1,451	10.2	788	5.3
2007	8,442	58.6	2,266	15.7	1,367	9.5	797	5.5	1,537	10.7	797	5.2
2008	8,692	59.9	2,280	15.7	1,300	9.0	738	5.1	1,505	10.4	727	4.8
2009	8,318	56.4	2,394	16.2	1,355	9.2	788	5.3	1,887	12.8	896	5.7
2010	8,462	56.0	2,468	16.3	1,471	9.7	852	5.6	1,869	12.4	948	5.9
2011	8,707	55.4	2,531	16.1	1,547	9.9	913	5.8	2,006	12.8	855	5.2
2012	8,946	56.5	2,467	15.6	1,500	9.5	904	5.7	2,015	12.7	695	4.2
2013	8,672	52.5	2,650	16.0	1,700	10.3	1,100	6.7	2,402	14.5	963	5.5
2014	8,970	54.2	2,691	16.3	1,710	10.3	1,001	6.1	2,163	13.1	839	4.8
2015	8,789	51.6	2,817	16.5	1,748	10.3	1,134	6.7	2,544	14.9	993	5.5
2016	9,110	53.0	2,830	16.5	1,673	9.7	1,023	5.9	2,561	14.9	990	5.4
2017	8,976	51.0	2,920	16.6	1,885	10.7	1,102	6.3	2,722	15.5	934	5.0
2018	9,128	51.1	2,831	15.9	1,832	10.3	1,184	6.6	2,877	16.1	966	5.1
2019	8,915	50.0	2,888	16.2	1,914	10.7	1,235	6.9	2,883	16.2	1,090	5.8
2020	8,955	49.2	2,979	16.4	1,820	10.0	1,237	6.8	3,198	17.6	1,137	5.9
2021	8,569	46.4	2,907	15.7	1,880	10.2	1,349	7.3	3,778	20.4	1,383	7.0
2022	8,999	48.5	2,993	16.1	1,833	9.9	1,250	6.7	3,485	18.8	1,342	6.7
2023	8,855	47.7	2,830	15.3	1,938	10.4	1,302	7.0	3,629	19.6	1,194	6.0
<b>DO Seniors</b>												
1997	250	62.0	68	16.9	49	12.2	16	4.0	20	5.0	134	25.0
1998	281	57.3	99	20.2	39	8.0	26	5.3	45	9.2	114	18.9
1999	357	60.6	107	18.2	49	8.3	30	5.1	46	7.8	129	18.0
2000	438	59.0	127	17.1	69	9.3	48	6.5	60	8.1	130	14.9
2001	511	58.9	145	16.7	96	11.1	47	5.4	68	7.8	150	14.7
2002	512	55.2	183	19.7	102	11.0	56	6.0	75	8.1	152	14.1
2003	605	59.7	196	19.3	93	9.2	61	6.0	59	5.8	154	13.2
2004	647	57.6	231	20.6	113	10.1	56	5.0	77	6.9	187	14.3
2005	628	58.1	196	18.1	102	9.4	69	6.4	85	7.9	210	16.3
2006	586	56.2	209	20.1	110	10.6	65	6.2	72	6.9	209	16.7
2007	641	55.1	225	19.3	110	9.5	85	7.3	103	8.8	239	17.0
2008	752	54.3	283	20.4	148	10.7	81	5.9	120	8.7	274	16.5
2009	755	52.3	282	19.5	174	12.1	90	6.2	142	9.8	320	18.2
2010	718	48.5	310	21.0	174	11.8	98	6.6	179	12.1	312	17.4
2011	817	50.7	305	18.9	184	11.4	120	7.4	185	11.5	338	17.3
2012	888	49.4	385	21.4	216	12.0	111	6.2	198	11.0	325	15.3
2013	971	48.3	368	18.3	227	11.3	133	6.6	313	15.6	413	17.0
2014	1,021	47.6	439	20.5	267	12.5	131	6.1	285	13.3	338	13.6
2015	1,162	49.7	456	19.5	254	10.9	164	7.0	302	12.9	377	13.9
2016	1,174	48.9	461	19.2	294	12.2	186	7.7	288	12.0	360	13.0
2017	1,453	49.8	528	18.1	342	11.7	195	6.7	399	13.7	418	12.5
2018	1,780	48.2	672	18.2	451	12.2	244	6.6	549	14.9	579	13.5
2019	2,338	47.7	929	19.0	564	11.5	346	7.1	722	14.7	579	10.6
2020	2,869	47.8	1,059	17.6	677	11.3	442	7.4	958	16.0	576	8.8
2021	2,692	42.4	1,146	18.0	749	11.8	513	8.1	1,252	19.7	749	10.5
2022	3,195	47.7	1,237	18.5	711	10.6	464	6.9	1,094	16.3	602	8.2
2023	3,164	46.2	1,203	17.6	732	10.7	501	7.3	1,244	18.2	592	8.0

**Note:** The above data has no implications about applicant or match quality. Ranking preferences are individualized decisions based on a variety of factors.

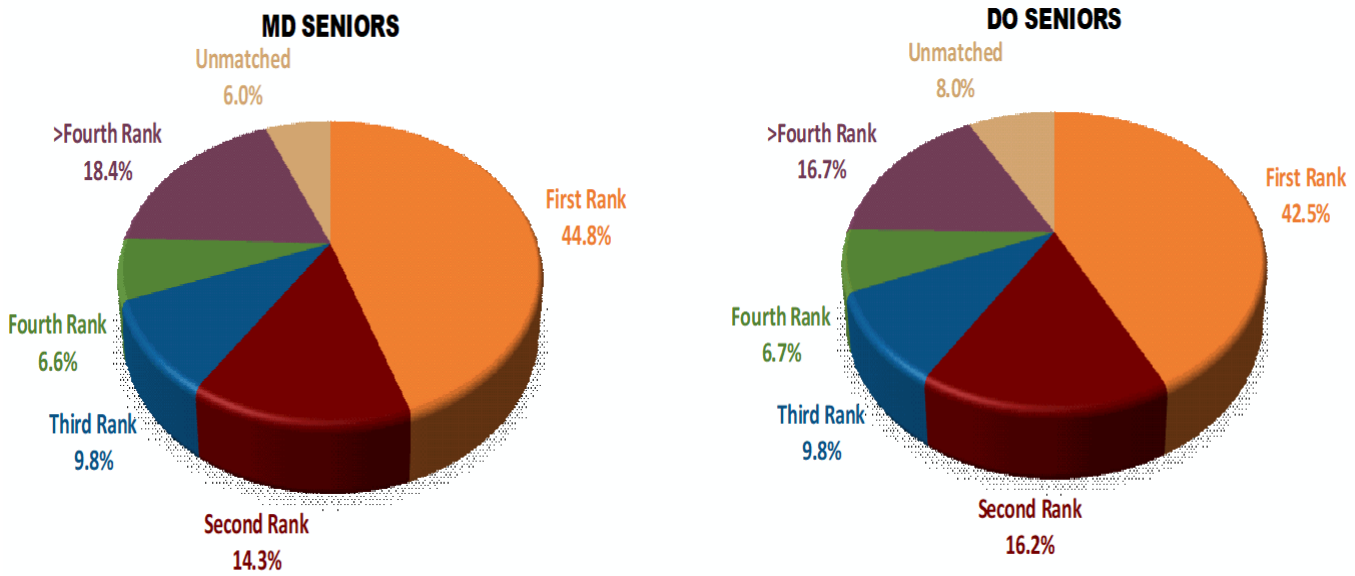
**Figure 7**

Percent of Matches by Choice and Type of Applicant, 2023

**Matched Applicants**



**All Applicants**





---

**Table 16**

Any two individuals can identify themselves as a couple to the NRMP and submit rank order lists of identical length. The matching algorithm treats the two lists as a unit, matching the couple to the highest pair of program choices where both partners obtain a match.

Table 16 presents the number of couples in the Match and their match outcomes. In 2023, 2,478 individual applicants participated in the Match as a couple ( $2,478/2 = 1,239$  couples).

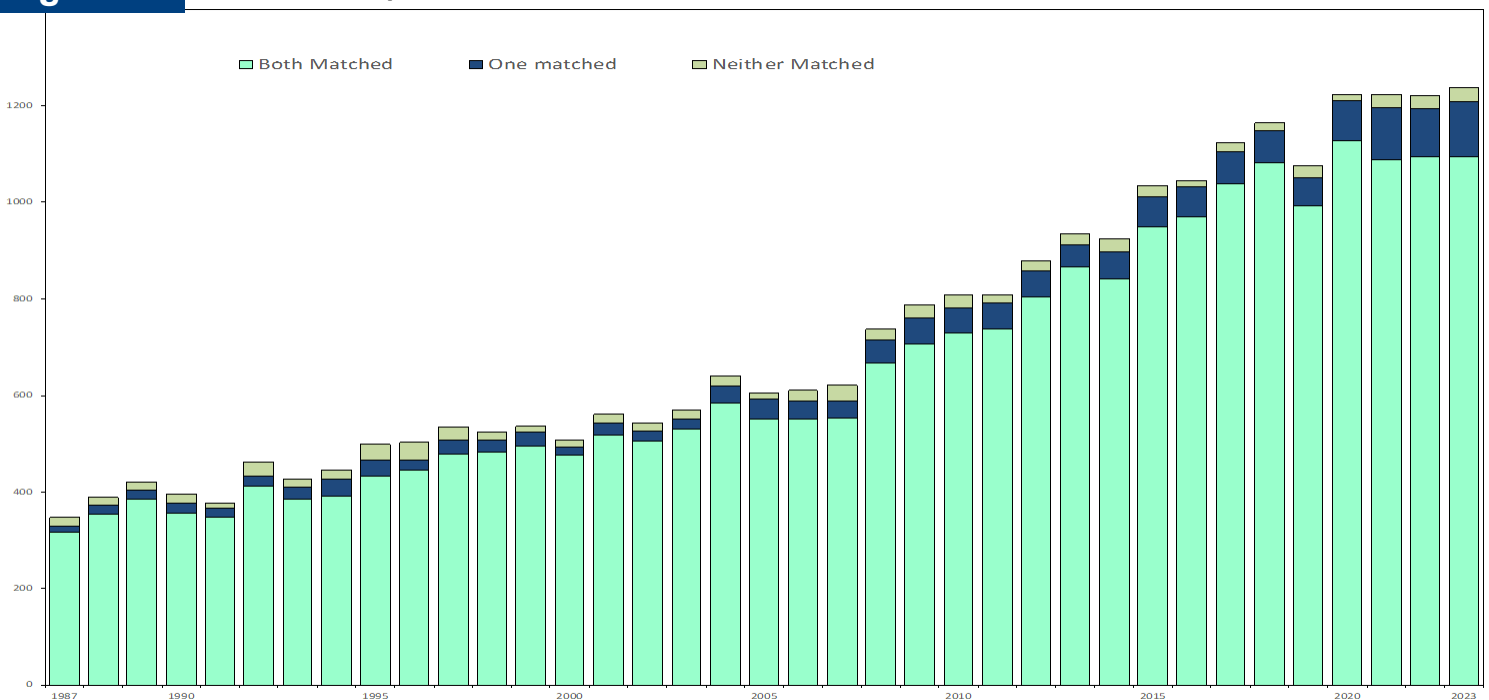
Couples often rank the same program multiple times against a different program on the partner's list. They also have the option of one partner indicating a willingness to be unmatched at a specific rank on the rank order list if the other partner matches to the program paired to that rank. Table 16 shows the number of couples matched with that option in the One Matched column (114 in 2023).

Couples enjoy success, with match rates above 90 percent every year since 1984. In 2023, the match rate for couples was 93.0 percent, calculated by adding number of 'Both Matched' ( $n= 1,095 \times 2 = 2,190$ ) to number of 'One Matched' ( $n=114$ ) and dividing by number of 'Individual' ( $n=2,478$ ). Approximately 63 percent of couples are U.S. MD seniors.

**Table 16** Number of Couples in the Match and Match Outcome, 1987 - 2023

Year	Couples	Individuals	Both Matched	One Matched	Neither Matched	Match Rate %
1987	347	694	316	14	17	93.1
1988	388	776	355	19	14	93.9
1989	421	842	384	21	16	93.7
1990	397	794	356	20	21	92.2
1991	377	754	349	17	11	94.8
1992	461	922	412	20	29	91.5
1993	427	854	384	27	16	93.1
1994	446	892	391	35	20	91.6
1995	499	998	433	33	33	90.1
1996	504	1,008	446	20	38	90.5
1997	535	1,070	479	29	27	92.2
1998	525	1,050	481	27	17	94.2
1999	536	1,072	496	27	13	95.1
2000	508	1,016	475	18	15	95.3
2001	561	1,122	518	25	18	94.6
2002	543	1,086	507	19	17	95.1
2003	570	1,140	529	22	19	94.7
2004	641	1,282	584	36	21	93.9
2005	606	1,212	552	39	15	94.3
2006	610	1,220	552	36	22	93.4
2007	621	1,242	553	36	32	91.9
2008	738	1,476	667	47	24	93.6
2009	788	1,576	706	55	27	93.1
2010	808	1,616	730	50	28	93.4
2011	809	1,618	739	53	17	94.6
2012	878	1,756	804	54	19	94.6
2013	935	1,870	868	44	23	95.2
2014	925	1,850	843	56	26	94.2
2015	1,035	2,070	950	62	23	94.8
2016	1,046	2,092	971	61	14	95.7
2017	1,125	2,250	1,040	66	19	95.4
2018	1,165	2,330	1,082	67	16	95.8
2019	1,076	2,152	993	59	24	95.0
2020	1,224	2,448	1,128	84	12	95.6
2021	1,224	2,448	1,089	108	27	93.4
2022	1,222	2,444	1,095	100	27	93.7
2023	1,239	2,478	1,095	114	30	93.0

**Figure 8** Number of Couples in the Match and Match Outcome, 1987-2023



---

## Table 17

Table 17 displays by specialty the average number of ranked applicants needed to fill each position within programs. Only programs that filled all positions are included in the calculations. Specialties with fewer than 5 programs that filled all positions were excluded to maintain their anonymity. Although this measure is affected by such factors as the number and geographic distribution of programs as well as the number of applicants ranked by the programs, it is a rough measure of specialty competitiveness. It may be more appropriate to interpret the data within each specialty across time and less appropriate to compare across specialties, especially for specialties with a large proportion of programs that do not fill.

Using Emergency Medicine as an example, on average programs that filled all positions ranked 9.6 applicants per available position in the 2023 Match. That figure represents an increase of 0.8 ranked applicants per filled position when compared with the 2022 average of 8.8.

**Table 17 Average Number of Ranked Applicants Needed to Fill Each Position by Specialty, 2019 - 2023**

Specialty	Average Number of Ranked Applicants Per Position Needed to Fill All Positions within Programs*				
	2023	2022	2021	2020	2019
<b>PGY- 1</b>					
Anesthesiology	4.5	5.7	5.6	6.5	7.0
Child Neurology	7.4	7.6	7.8	5.9	6.2
Dermatology	4.0	2.6	5.5	5.3	4.1
Emergency Medicine	9.6	8.8	5.8	6.0	6.8
Family Medicine	7.9	7.5	7.7	6.5	6.0
Internal Medicine (Categorical)	6.9	7.3	7.8	6.5	7.2
Medicine-Dermatology	2.6	2.3	--	--	2.5
Medicine-Emergency Med	6.3	4.8	2.9	4.0	4.3
Medicine-Pediatrics	7.5	6.1	5.4	6.4	6.6
Medicine-Preliminary (PGY-1 Only)	8.6	8.5	8.4	7.6	8.2
Medicine-Primary	11.8	9.9	9.2	8.2	6.7
Medicine-Psychiatry	3.4	3.8	5.2	3.1	3.6
Interventional Radiology (Integrated)	4.1	5.5	7.5	7.6	5.2
Neurodevelopmental Disabilities	2.9	--	--	--	--
Neurological Surgery	6.2	5.2	5.6	4.1	4.8
Neurology	6.1	6.9	7.0	6.2	6.3
Obstetrics-Gynecology	4.4	4.0	4.5	4.3	4.1
OB/GYN-Preliminary (PGY-1 Only)	18.1	7.6	21.6	13.4	8.7
Orthopedic Surgery	4.4	3.8	4.6	4.5	5.8
Otolaryngology	6.0	4.8	4.5	4.7	4.3
Pathology	4.7	5.3	6.5	4.9	4.4
Pediatrics (Categorical)	9.0	9.0	8.8	8.2	8.3
Pediatrics-Anesthesiology	3.7	2.6	2.4	3.8	1.9
Pediatrics-Medical Genetics	4.4	5.6	3.8	3.8	3.7
Pediatrics-Preliminary	5.9	3.4	5.9	4.0	4.3
Pediatrics-Primary	7.0	6.0	8.2	8.3	5.6
Peds/Psych/Child Psych	5.1	3.6	3.7	3.6	3.3
Physical Medicine & Rehab	4.3	4.4	5.3	5.0	5.3
Plastic Surgery (Integrated)	4.8	4.5	4.3	4.3	5.6
Psychiatry	4.4	5.2	4.8	4.9	4.3
Psychiatry-Family Medicine	2.3	3.4	3.9	3.5	2.9
Radiation Oncology	--	--	13.3	6.1	3.4
Radiology-Diagnostic	5.5	6.0	8.1	7.1	8.3
Surgery (Categorical)	4.3	4.5	4.9	4.5	4.6
Surgery-Preliminary (PGY-1 Only)	5.7	5.3	5.3	4.5	4.7
Thoracic Surgery	4.4	3.8	3.8	2.5	2.8
Transitional (PGY-1 Only)	5.2	5.2	5.5	4.7	4.9
Vascular Surgery	5.9	4.8	4.2	4.2	5.9
<b>PGY- 2</b>					
Anesthesiology	12.0	17.4	20.6	18.8	21.9
Child Neurology	--	--	--	--	2.9
Dermatology	2.9	3.0	3.7	3.9	3.3
Interventional Radiology (Integrated)	6.5	6.9	6.8	7.3	5.7
Neurology	6.7	7.7	9.6	9.0	7.9
Physical Medicine & Rehab	4.9	5.8	6.2	6.1	6.8
Radiation Oncology	9.6	9.2	10.0	6.0	6.7
Radiology-Diagnostic	4.9	5.4	6.5	7.6	7.2
<b>Physician (R)*</b>					
Anesthesiology	3.2	3.0	1.8	2.4	2.1
Child Neurology	2.4	2.9	2.9	1.7	1.3
Dermatology	1.6	1.8	1.3	1.3	1.2
Neurology	2.8	1.2	1.7	1.6	2.5
Physical Medicine & Rehab	1.4	1.8	1.4	1.0	2.3
Radiation Oncology	1.3	--	--	--	--
Radiology-Diagnostic	1.8	2.0	1.7	1.9	1.6

\*Only those programs that filled all positions were included in the calculations. Specialties with fewer than 5 programs that filled all positions were excluded from this table to maintain anonymity.

## Tables 18 and 19

In 2012, NRMP launched the Match Week Supplemental Offer and Acceptance Program® (SOAP®) to replace the "Scramble," streamlining the process for unmatched applicants and the directors of unfilled programs. During SOAP, eligible unmatched applicants use ERAS®, a service of the Association of American Medical Colleges (AAMC®), to apply to programs with unfilled positions. Programs interview applicants and create preference lists in the NRMP Registration, Ranking, and Results® (R3®) system, which offers positions to applicants in order of the program's preference through a series of offer rounds.

The universe of SOAP-eligible applicants is slightly different from that of unmatched active applicants. An applicant is eligible for SOAP if the applicant is 1) registered for the Main Residency Match, 2) eligible to enter graduate medical education on July 1 in the year of the Match, and 3) fully unmatched or partially matched (i.e., with only a preliminary or an advanced position) on Monday of Match week. Applicants do not have to submit rank order lists when the matching algorithm is processed to be eligible to participate in SOAP.

In 2023, 12,365 applicants were SOAP-eligible, 471 fewer than in 2022 (Table 19). In 2023, U.S. citizen and non-U.S. citizen IMGs together constituted more than two thirds (65.7 percent) of SOAP-eligible applicants. Compared with 2022, 141 more non-U.S. citizen IMGs and 339 fewer U.S. citizen IMGs were eligible for SOAP this year. The number of SOAP-eligible U.S. MD seniors was 222 fewer and U.S. DO seniors was 36 fewer than in 2022.

As is true for applicants, the universe of SOAP programs is also slightly different. Programs can elect not to submit a rank order list to be processed by the matching algorithm. Programs also can elect whether to participate in SOAP should they have unfilled positions after the matching algorithm is processed. In 2023, there were 35 programs that did not submit a rank order list, accounting for 91 unfilled positions. There were 874 programs with 2,776 unfilled positions. Additionally, there were unfilled programs that submitted a rank order list but elected not to participate in SOAP to fill their unfilled positions. After removing the unfilled positions in programs that elected not to participate in SOAP, 2,658 positions were placed in SOAP. 942 (35.4 percent) of the SOAP positions were PGY-1 only: 568 Preliminary Surgery, 144 Preliminary Medicine, 11 Preliminary Obstetrics and Gynecology, 2 Preliminary Pediatrics and 217 Transitional Year. Other specialties with large numbers of positions in SOAP were Family Medicine (581), Internal Medicine (369 categorical and 8 primary), and Pediatrics (74 categorical and 2 primary). There were 396 more SOAP positions offered in 2023 compared to 2022 and 390 more PGY-1 positions available.

During SOAP, offers are extended to applicants in rounds based upon the number of unfilled positions remaining in the program, and a position can be re-offered in a subsequent round if an offer from a prior round is rejected or expires. As presented in Figure 9, in 2023, a total of 4,365 offers were sent to applicants; of those, 2,431 were accepted, 1,800 were rejected, and 134 were left to expire. By the conclusion of SOAP, 91.5 percent (2,431 of 2,658) of the available positions in SOAP were filled, resulting in a 99.1 percent fill rate overall for all positions placed in the 2023 Match and SOAP. After SOAP's conclusion, 227 positions placed in SOAP remained unfilled.

As presented in Table 19, U.S. MD seniors accounted for 38.3 percent (931 of 2,431) of the total positions filled during SOAP. U.S. DO seniors accounted for 22.4 percent (545 of 2,431) of the total positions filled. International medical graduates, as a group, accounted for 28.1 percent (682 of 2,431) total positions filled during SOAP.

**Table 18**

**Participating Programs and Positions Filled in SOAP, 2022 - 2023**

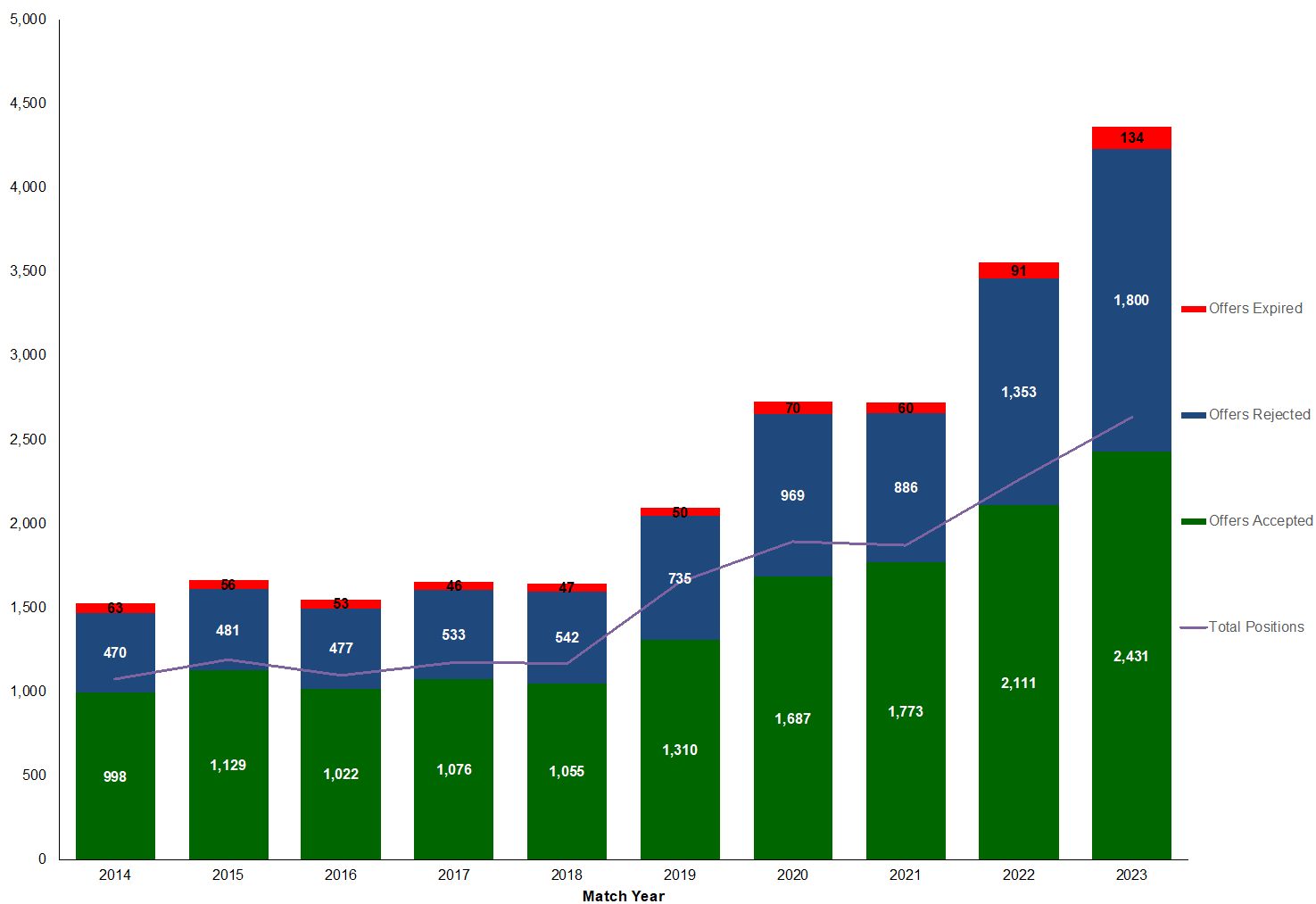
Specialty	2023				2022			
	Participating Programs	Available Positions	Filled Programs	Filled Positions	Participating Programs	Available Positions	Filled Programs	Filled Positions
<b>PGY-1 Positions</b>								
Child Neurology	2	2	2	2	12	14	11	13
Dermatology					1	2	1	2
Emergency Medicine	129	545	102	501	67	217	57	202
Family Medicine	217	581	181	521	176	468	160	445
Internal Medicine (Categorical)	71	369	64	356	88	451	75	427
Medicine-Anesthesiology	1	1	1	1				
Medicine-Emergency Med	1	3	1	3				
Medicine-Pediatrics	3	4	3	4				
Medicine-Preliminary (PGY-1 Only)	58	144	47	117	46	140	39	125
Medicine-Primary	5	8	5	8	3	10	2	9
Neurological Surgery	2	2	2	2				
Neurology	3	3	3	3	7	11	7	11
Obstetrics-Gynecology	3	4	3	4	3	4	3	4
OB/GYN-Preliminary (PGY-1 Only)	8	11	8	11	7	10	7	10
Osteo Neuromusculoskeletal Med	5	12	2	6	2	3	2	3
Otolaryngology	2	2	2	2				
Pathology	1	1	1	1	8	10	6	8
Pediatrics (Categorical)	27	74	25	71	27	80	26	79
Pediatrics-Medical Genetics	1	1			1	1	1	1
Pediatrics-Preliminary	2	2	2	2	2	2	2	2
Pediatrics-Primary	1	2	1	2	1	1	1	1
Peds/Psych/Child Psych	1	4	1	4				
Psychiatry	7	21	6	18	9	14	9	14
Radiation Oncology	2	3	1	1	1	1	1	1
Radiology-Diagnostic					1	1		
Surgery (Categorical)	3	3	3	3	3	3	3	3
Surgery-Preliminary (PGY-1 Only)	155	568	139	547	145	537	132	518
Transitional (PGY-1 Only)	46	217	35	199	44	218	33	199
Vascular Surgery	1	1	1	1				
<b>Total - PGY-1</b>	<b>757</b>	<b>2,588</b>	<b>641</b>	<b>2,390</b>	<b>654</b>	<b>2,198</b>	<b>578</b>	<b>2,077</b>
<b>PGY-2 Positions</b>								
Child Neurology					1	1		
Dermatology	1	3			2	3	1	1
Interventional Radiology (Integrated)	2	2	2	2				
Neurology	1	1	1	1				
Nuclear Medicine	1	2	1	2				
Osteo Neuromusculoskeletal Med	1	1	1	1				
Physical Medicine & Rehab	1	2	1	2	1	2	1	2
Radiation Oncology	16	24	15	22	20	26	15	20
Radiology-Diagnostic					1	1	1	1
<b>Total - PGY-2</b>	<b>23</b>	<b>35</b>	<b>21</b>	<b>30</b>	<b>25</b>	<b>33</b>	<b>18</b>	<b>24</b>
<b>Physician (R) Positions*</b>								
Anesthesiology	2	5	1	1	2	4	1	3
Child Neurology	8	11			8	8	1	1
Dermatology					3	3	1	1
Neurodevelopmental Disabilities	1	1						
Neurology	5	7	3	5	5	5	2	2
Osteo Neuromusculoskeletal Med	2	5			1	2		
Physical Medicine & Rehab	2	3	2	3	2	6	1	1
Radiation Oncology	2	2	2	2	2	2	2	2
Radiology-Diagnostic					1	1		
Radiology-Nuclear Med	1	1						
<b>Total - Physician</b>	<b>23</b>	<b>35</b>	<b>8</b>	<b>11</b>	<b>24</b>	<b>31</b>	<b>8</b>	<b>10</b>
<b>Grand Total</b>	<b>803</b>	<b>2,658</b>	<b>670</b>	<b>2,431</b>	<b>703</b>	<b>2,262</b>	<b>604</b>	<b>2,111</b>

\* Physician (R) positions are PGY-2 positions starting in the year of the Match that are reserved for applicants who have had prior graduate medical education. Physician positions are not available to senior medical students. In *Results and Data Books* prior to 2014, the numbers of R positions were small and they were included in the categorical position counts. In this report, R positions are listed separately.

**Table 19 SOAP Applicants Accepting Positions by Type, 2022 - 2023**

Applicant Type	2023			2022		
	Eligible Applicants	Positions Accepted	Unique Applicants Accepting Positions	Eligible Applicants	Positions Accepted	Unique Applicants Accepting Positions
Seniors of U.S. MD Medical Schools	2,062	931	927	2,284	911	902
Graduates of U.S. MD Medical Schools	939	173	172	945	125	125
Seniors of U.S. DO Medical Schools	855	545	544	891	511	511
Graduates of U.S. DO Medical Schools	385	100	100	384	91	91
U.S. Citizen Students/Graduates of International Medical Schools	2,775	378	378	3,114	305	304
Non-U.S. Citizen Students/Graduates of International Medical Schools	5,344	304	304	5,203	168	168
Students/Graduates of Canadian Medical Schools and Fifth Pathway Progs	5	0	0	15	0	0
<b>Total</b>	<b>12,365</b>	<b>2,431</b>	<b>2,425</b>	<b>12,836</b>	<b>2,111</b>	<b>2,101</b>

**Figure 9 Offers Extended in SOAP,\* 2014-2023**



\*When an applicant accepts a position, the R3 system creates an automatic rejection of position offers for which the applicant no longer is eligible. A position may be offered in multiple rounds if it has not been accepted.

*NRMP Program Results* lists every hospital that participated in the Main Residency Match, along with the number of positions offered and filled for each of the institution's programs.

Sponsoring institutions are arranged alphabetically within state. The listing includes the institution name (abbreviated in some instances); the program code, which identifies each program; the quota (the number of positions offered by the program); and the number of applicants matched with that program.

There are three reasons why a program that ranked an adequate number of applicants did not fill its quota: (1) the applicants preferred other programs offering positions; (2) the applicants did not rank the program; or (3) the applicants had withdrawn from the Match.

There are also three reasons why applicants may not be matched with their most preferred program: (1) the program was filled with applicants it preferred; (2) the program did not rank the applicant; or (3) the program had withdrawn from the Match.

The following types of positions are offered through the NRMP:

- Categorical (C) positions are positions in programs that expect applicants who enter in their first post graduate year to complete the training required for certification in that specialty, provided their performance is satisfactory. Categorical programs in primary care Medicine and primary care Pediatrics are designated by (M) to distinguish them from regular Medicine and Pediatrics programs.
- Preliminary (P) positions are for one or two years of training needed as a prerequisite for entering advanced positions in specialty programs that require one or more years of broad clinical training. Internal Medicine, Surgery, and Transitional programs commonly offer preliminary positions.
- Advanced (A) positions beginning in 2024 are positions in specialty programs that begin after completion of one or more years of preliminary training. Applicants without prior graduate medical education can apply for those positions while also applying for preliminary positions that are compatible with their plans.
- Physician (R) positions are PGY-2 positions starting in the year of the Match that are reserved for physicians who have had prior graduate medical

education. Physician positions are not available to U.S. senior medical students.

### NRMP Program Code Structure

The NRMP program code is a **9-11 character** code based on the following criteria.

- The first four characters are the Institution Code.
- The fifth through the seventh characters represent the specialty code obtained from the first three digits of the program's ACGME Code and designates the specialty.

**Note:** See ACGME Specialty Codes on the following page.

- The eighth character represents the program type:
  - P - Preliminary program
  - C - Categorical program
  - M - Primary program
  - A - Advanced program
  - R - Physician program
  - F - Fellowship program
- The ninth through eleven character represents the track:
  - 0 - first program/track in the specialty and program type at the institution
  - 1 - second program/track in the same specialty and program type at the same institution (i.e. 34th Street Clinic)
  - 2 - third program/track in the same specialty and program type at the same institution (i.e. Rural Clinic).

### **Examples:**

Institution: **3099** - University at Buffalo SOM  
ACGME Code: **120-35-21-489** - Family Medicine  
Program Type: **C** - Categorical

First Track: **0** - Buffalo General Hospital  
(Main Program)

Program Code: 3099120C0

Second Track: **1** - Erie County Medical Center  
Program Code: 3099120C1

Third Track: **2** - Millard Fillmore Suburban Hospital  
Program Code: 3099120C2



# NRMP Program Results 2023 Main Residency Match®

## ACGME SPECIALTY CODES AND DESCRIPTIONS 5th, 6th, and 7th Characters of the NRMP Program Code

SPECIALTY CODE	SPECIALTY DESCRIPTION
040	Anesthesiology
080	Dermatology
110	Emergency Medicine
120	Family Medicine
140	Internal Medicine
160	Neurological Surgery
180	Neurology
185	Child Neurology (Neurology)
186	Neurodevelopmental Disabilities
200	Nuclear Medicine
220	Obstetrics and Gynecology
260	Orthopaedic Surgery
275	Osteopathic Neuromusculoskeletal Medicine
280	Otolaryngology
300	Pathology-Anatomic and Clinical
320	Pediatrics
340	Physical Medicine and Rehabilitation
362	Plastic Surgery (Integrated)
380	Preventive Medicine
400	Psychiatry
416	Interventional Radiology (Integrated)
420	Radiology-Diagnostic
430	Radiation Oncology
440	Surgery-General
451	Vascular Surgery
461	Thoracic Surgery
700	Internal Medicine/Pediatrics
705	Internal Medicine/Emergency Medicine
715	Internal Medicine/Psychiatry
720	Psychiatry/Family Medicine
725	Pediatrics/Emergency Medicine
726	Pediatrics/Anesthesiology
730	Pediatrics/Psychiatry/Child and Adolescent Psychiatry
735	Pediatrics/Physical Medicine and Rehabilitation
742	Internal Medicine/Anesthesiology
751	Internal Medicine/Preventive Medicine
752	Family Medicine/Preventive Medicine
753	Family Medicine/Osteopathic Neuromusculoskeletal Medicine
755	Psychiatry/Neurology
765	Pediatrics/Medical Genetics
766	Internal Medicine/Medical Genetics
770	Diagnostic Radiology/Nuclear Medicine/Nuclear Radiology
785	Internal Medicine/Dermatology
795	Emergency Medicine/Family Medicine
796	Emergency Medicine/Anesthesiology
999	Transitional Year

# NRMP Program Results 2023 Main Residency Match®

## ALABAMA

### Baptist Outreach Services-AL

	Code	Quota	Matched
Montgomery Family Medicine	3082120C0	8	8

### Brookwood Baptist Health-AL

Birmingham	Code	Quota	Matched
Internal Medicine	1903140C0	10	10
Medicine-Preliminary	1903140P0	4	2
Radiology-Diagnostic	1903420C0	4	4
General Surgery	1903440C0	5	5
Surgery-Preliminary	1903440P0	3	1
Transitional	1903999P0	20	20

### Cahaba Medical Care-AL

Centreville	Code	Quota	Matched
Family Medicine/Rural	1590120C0	5	5
Family Medicine/Urban	1590120C1	7	7
Family Medicine/Frontier	1590120C2	4	4
Family Medicine/Highlands	1590120C3	4	4

### Crestwood Med Ctr

Huntsville	Code	Quota	Matched
Family Medicine	2345120C0	8	8
Internal Medicine	2345140C0	12	12

### East Alabama Med Ctr

Opelika	Code	Quota	Matched
Internal Medicine	2265140C0	10	10

### Jack Hughston Memorial Hosp-AL

Phenix City	Code	Quota	Matched
Orthopaedic Surgery	2233260C0	3	3

### Jackson Hospital & Clinic-AL

Montgomery	Code	Quota	Matched
Family Medicine	2357120C0	6	6

### North Alabama Med Ctr

Florence	Code	Quota	Matched
Internal Medicine	2239140C0	19	13

### Southeast Health-AL

Dothan	Code	Quota	Matched
Internal Medicine	2132140C0	16	16
Transitional	2132999P0	12	7

### St Vincents East-AL

Birmingham	Code	Quota	Matched
Family Medicine	3060120C0	8	8

### Thomas Hospital-AL

Fairhope	Code	Quota	Matched
Internal Medicine	2271140C0	14	10

### U Alabama CCHS-Tuscaloosa

Tuscaloosa	Code	Quota	Matched
Family Medicine	2955120C0	16	14

### U Alabama Med Ctr-Birmingham

Birmingham	Code	Quota	Matched
Anesthesiology	1007040C0	20	20
Anesthesiology/Research	1007040C1	1	1
Dermatology	1007080A0	5	5
Dermatology/Rural	1007080A2	1	1
Dermatology/Alabama First Track	1007080R0	1	1
Emergency Medicine	1007110C0	12	12
Internal Medicine	1007140C0	38	38
Int Med/ABIM Research Pathway	1007140C2	1	1
Neurological Surgery	1007160C0	3	3
Neurology	1007180C0	9	9
Child Neurology	1007185C0	2	2
Obstetrics-Gynecology	1007220C0	8	8
Orthopaedic Surgery	1007260C0	6	6
Otolaryngology	1007280C0	4	4
Pathology	1007300C0	6	6
Pediatrics	1007320C0	24	24
Phys Medicine & Rehab	1007340C0	4	4
Plastic Surgery (Integrated)	1007362C0	2	2
Psychiatry	1007400C0	8	8
Psychiatry/Research	1007400C1	1	1
Interventional Radiology (Integ)	1007416A0	2	2
Radiology-Diagnostic	1007420A0	9	9
Radiation Oncology	1007430A0	3	3
Radiation Oncology	1007430R0	1	1
General Surgery	1007440C0	6	6
Gen Surg/Integ 4/3 CT Surgery	1007440C1	1	1
Surgery-Preliminary	1007440P2	1	1
Vascular Surgery	1007451C0	1	1
Medicine-Pediatrics	1007700C0	4	4
Pediatrics-Medical Genetics	1007765C0	1	1
Medicine-Medical Genetics	1007766C0	1	0

### U Alabama SOM-Huntsville

Huntsville	Code	Quota	Matched
Family Medicine	2947120C0	12	12
Internal Medicine	2947140C0	9	9

### U Alabama SOM-Montgomery

Montgomery	Code	Quota	Matched
Internal Medicine	1009140C0	7	7
Medicine-Preliminary	1009140P0	6	0

### U South Alabama Hospitals

Mobile	Code	Quota	Matched
Emergency Medicine	1852110C0	6	5
Family Medicine	1852120C0	6	2
Internal Medicine	1852140C0	18	18
Medicine-Preliminary	1852140P0	5	4
Neurology	1852180C0	4	3
Obstetrics-Gynecology	1852220C0	4	4
Orthopaedic Surgery	1852260C0	3	3
Pathology	1852300C0	3	3
Pediatrics	1852320C0	12	12
Psychiatry	1852400C0	5	5
Radiology-Diagnostic	1852420A0	4	4
General Surgery	1852440C0	6	6
Surgery-Preliminary	1852440P0	4	2
Medicine-Pediatrics	1852700C0	2	2

# NRMP Program Results 2023 Main Residency Match®

## UAB Selma Fam Med Res-AL

Selma	Code	Quota	Matched
Family Medicine	3061120C0	5	5

## ALASKA

### Providence Hospital-AK

Anchorage	Code	Quota	Matched
Family Medicine	1313120C0	12	12

## ARIZONA

### Abrazo Health Network-AZ

Phoenix	Code	Quota	Matched
Emergency Medicine	2002110C0	8	5
Family Medicine	2002120C0	7	7
Internal Medicine	2002140C0	16	16
General Surgery	2002440C0	4	4
Transitional	2002999P0	15	14

### Barrow Neurological Inst at SJHMC-AZ

Phoenix	Code	Quota	Matched
Neurological Surgery	1012160C0	4	4
Neurology	1012180C0	7	7
Neurology	1012180R0	1	1

### Creighton University-AZ

Phoenix	Code	Quota	Matched
Emergency Medicine/Phoenix	2154110C0	16	16
Family Medicine/Phoenix	2154120C0	8	8
Internal Medicine/St Josephs	2154140C0	26	26
Med-Prelim/St Josephs	2154140P0	7	5
Ob-Gyn/Phoenix Integ	2154220C0	8	8
Ob-Gyn/Phoenix Prelim	2154220P0	1	1
Psychiatry/Phoenix	2154400C0	7	7
Radiology-Diagnostic/St Josephs	2154420A0	8	8
General Surgery/Valleywise	2154440C2	8	8
Surg-Prelim/Valleywise	2154440P2	12	1

### Dignity East Valley-AZ

Chandler	Code	Quota	Matched
Family Medicine	2346120C0	6	6
Internal Medicine	2346140C0	10	10
Medicine-Preliminary	2346140P0	3	3
General Surgery	2346440C0	3	3
Surgery-Preliminary	2346440P0	3	0

### HonorHealth-AZ

Scottsdale	Code	Quota	Matched
Dermatology	1929080A0	2	2
Family Medicine/Osborn	1929120C0	8	8
Internal Med/Thompson Peak	1929140C0	6	6
Med-Prelim/PM&R	1929140P1	2	2
Med-Prelim/Dermatology	1929140P2	2	1
Phys Medicine & Rehab	1929340A0	4	4
Phys Medicine & Rehab	1929340R0	2	1
General Surgery/Lincoln	1929440C0	4	4

## MHC Healthcare-AZ

Marana	Code	Quota	Matched
Family Medicine	2356120C0	4	4

## Mayo Clinic School of Grad Med Educ-AZ

Scottsdale	Code	Quota	Matched
Anesthesiology	3200040A0	1	1
Anesthesiology	3200040C0	3	3
Anesthesiology	3200040R0	1	1
Dermatology	3200080C0	2	2
Internal Medicine	3200140C0	15	15
Medicine-Primary	3200140M0	0	0
Neurological Surgery	3200160C0	1	1
Neurology	3200180C0	5	5
Orthopaedic Surgery	3200260C0	3	3
Otolaryngology	3200280C0	2	2
Plastic Surgery (Integrated)	3200362C0	1	1
Radiology-Diagnostic	3200420C0	6	6
Radiology-Diagnostic	3200420R0	2	2
Radiation Oncology	3200430C0	1	1
General Surgery	3200440C0	4	4
Surgery-Preliminary	3200440P0	3	3

## Midwestern University OPTI-AZ

Phoenix	Code	Quota	Matched
Emergency Medicine/Kingman	2156110C0	6	4
Family Medicine/Sierra Vista	2156120C0	4	4
Family Medicine/Kingman	2156120C1	5	1
Family Medicine/Mesa	2156120C2	5	5
Internal Medicine/Cottonwood	2156140C0	5	4
Internal Medicine/Mesa	2156140C1	5	5
Internal Medicine/Sierra Vista	2156140C2	5	2
General Surgery/Mesa	2156440C0	3	3

## North Country HealthCare-AZ

Flagstaff	Code	Quota	Matched
Family Medicine	2243120C0	4	4

## Phoenix Childrens Hospital-AZ

Phoenix	Code	Quota	Matched
Child Neurology	2952185C0	4	4
Child Neurology	2952185R0	2	0
Pediatrics	2952320C0	36	36

## Tucson Hospitals Med Ed-AZ

Tucson	Code	Quota	Matched
Internal Medicine	1014140C0	6	6
Pediatrics	1014320C0	4	4
Transitional	1014999P0	13	13

## U Arizona COM-Phoenix

Phoenix	Code	Quota	Matched
Family Medicine	1011120C0	8	8
Internal Medicine	1011140C0	23	23
Medicine-Primary	1011140M0	2	2
Medicine-Preliminary	1011140P0	8	6
Neurology	1011180C0	3	3
Obstetrics-Gynecology	1011220C0	9	9
Orthopaedic Surgery	1011260C0	4	4
Psychiatry	1011400C0	6	6
Interventional Radiology (Integ)	1011416A0	2	2

# NRMP Program Results 2023 Main Residency Match®

## U Arizona COM-Phoenix (Continued)

General Surgery	1011440C0	7	7
General Surgery/Rural	1011440C1	1	1
Surgery-Preliminary	1011440P1	5	3
Medicine-Pediatrics	1011700C0	6	6

## U Arizona COM-South Campus

Tucson			
	<u>Code</u>	<u>Quota</u>	<u>Matched</u>
Emergency Medicine	1371110C0	6	6
Family Medicine	1371120C0	8	8

## U Arizona COM-Tucson

Tucson			
	<u>Code</u>	<u>Quota</u>	<u>Matched</u>
Anesthesiology	1015040A0	6	6
Anesthesiology	1015040C0	6	6
Anesthesiology	1015040R0	1	1
Dermatology	1015080A2	4	4
Emergency Medicine	1015110C0	15	15
Family Medicine	1015120C0	8	8
Internal Medicine	1015140C0	38	38
Medicine-Preliminary	1015140P0	4	4
Neurological Surgery	1015160C0	1	1
Neurology	1015180C0	6	6
Obstetrics-Gynecology	1015220C0	4	4
Orthopaedic Surgery	1015260C0	4	4
Otolaryngology	1015280C0	2	2
Pathology	1015300C0	4	4
Pediatrics	1015320C0	14	14
Psychiatry	1015400C0	12	12
Interventional Radiology (Integ)	1015416A0	1	1
Radiology-Diagnostic	1015420A0	9	9
Radiation Oncology	1015430A0	1	1
General Surgery	1015440C0	8	8
Surgery-Preliminary	1015440P0	8	7
Vascular Surgery	1015451C0	1	1
Pediatrics-Emergency Med	1015725C0	3	3

## Yuma Regional Med Ctr-AZ

Yuma			
	<u>Code</u>	<u>Quota</u>	<u>Matched</u>
Family Medicine	1488120C1	8	5

## ARKANSAS

### Arkansas Coll Osteo Med

Fort Smith			
	<u>Code</u>	<u>Quota</u>	<u>Matched</u>
Family Medicine/Mercy-Ft Smith	2295120C0	8	4
Internal Medicine/Mercy-Ft Smith	2295140C1	8	8

### Baptist Health-AR

North Little Rock			
	<u>Code</u>	<u>Quota</u>	<u>Matched</u>
Family Medicine	2198120C0	12	9
Internal Medicine	2198140C0	15	13
Psychiatry	2198400C0	4	4
Transitional	2198999P0	12	12

### Baptist Mem Med Education-AR

Jonesboro			
	<u>Code</u>	<u>Quota</u>	<u>Matched</u>
Internal Medicine	2269140C0	8	8

## CHI St Vincent Hot Springs-AR

Hot Springs			
	<u>Code</u>	<u>Quota</u>	<u>Matched</u>
Internal Medicine	2277140C0	6	3

## Conway Reg Health Sys-AR

Conway			
	<u>Code</u>	<u>Quota</u>	<u>Matched</u>
Family Medicine	2250120C0	5	5
Family Medicine/Rural	2250120C1	2	2
Internal Medicine	2250140C0	5	5

## St Bernards Med Ctr-AR

Jonesboro			
	<u>Code</u>	<u>Quota</u>	<u>Matched</u>
Internal Medicine	2214140C0	8	8

## U Arkansas COM-Little Rock

Little Rock			
	<u>Code</u>	<u>Quota</u>	<u>Matched</u>
Anesthesiology	1018040C0	13	13
Anesthesiology	1018040R0	1	1
Dermatology	1018080C0	3	3
Emergency Medicine	1018110C0	10	5
Family Medicine	1018120C0	6	6
Internal Medicine	1018140C0	21	21
Neurological Surgery	1018160C0	2	2
Neurology	1018180C0	4	4
Child Neurology	1018185C0	1	1
Obstetrics-Gynecology	1018220C0	5	5
Orthopaedic Surgery	1018260C0	5	5
Otolaryngology	1018280C0	3	3
Pathology	1018300C0	4	4
Pediatrics	1018320C0	25	25
Phys Medicine & Rehab	1018340C0	4	4
Psychiatry	1018400C0	8	8
Interventional Radiology (Integ)	1018416C0	1	1
Interventional Radiology (Integ)	1018416R0	1	1
Radiology-Diagnostic	1018420C0	7	7
Rad-Diag/NuRad	1018420C3	1	1
Radiation Oncology	1018430A0	1	1
General Surgery	1018440C0	5	5
Surgery-Preliminary	1018440P0	5	0
Vascular Surgery	1018451C0	1	1
Medicine-Pediatrics	1018700C0	4	4

## U Arkansas-Fayetteville Comm Progs

Fayetteville			
	<u>Code</u>	<u>Quota</u>	<u>Matched</u>
Internal Medicine	1871140C0	11	8

## UAMS Regional Centers-AR

Little Rock			
	<u>Code</u>	<u>Quota</u>	<u>Matched</u>
Family Medicine/Fayetteville	1582120C0	10	10
Family Medicine/Fort Smith	1582120C1	9	7
Family Medicine/Jonesboro	1582120C2	8	3
Family Medicine/Pine Bluff	1582120C4	9	7
Family Medicine/Texarkana	1582120C5	8	8
Family Medicine/Batesville	1582120C6	6	6
Family Medicine	1582120C7	2	1
Internal Medicine	1582140C0	8	8

## Unity Health-AR

Searcy			
	<u>Code</u>	<u>Quota</u>	<u>Matched</u>
Emergency Medicine	2104110C0	6	2
Family Medicine	2104120C0	6	4

# NRMP Program Results 2023 Main Residency Match®

## Unity Health-AR (Continued)

Internal Medicine	2104140C0	11	5
Psychiatry	2104400C0	5	5
Transitional	2104999P0	16	6

## White River Health System-AR

Batesville	Code	Quota	Matched
Internal Medicine	1991140C0	10	10

## CALIFORNIA

### Adventist Health Glendale-CA

Glendale	Code	Quota	Matched
Family Medicine	1023120C0	8	8

### Adventist Health Hanford-CA

Hanford	Code	Quota	Matched
Family Medicine	2029120C0	6	6
Family Medicine/Tulare	2029120C1	6	6
Family Medicine/Sonora RTT	2029120C2	4	4

### Adventist Health Ukiah Valley-CA

Ukiah	Code	Quota	Matched
Family Medicine	2180120C0	6	6

### Adventist Health White Memorial-CA

Los Angeles	Code	Quota	Matched
Family Medicine	1040120C0	8	3
Internal Medicine	1040140C0	6	6
Medicine-Preliminary	1040140P0	4	3
Obstetrics-Gynecology	1040220C0	5	5

### Alameda Health Sys-Highland Hosp-CA

Oakland	Code	Quota	Matched
Emergency Medicine	1041110C0	12	12
Internal Medicine	1041140C0	15	15
Medicine-Primary	1041140M0	5	5
Medicine-Preliminary	1041140P0	11	10

### AltaMed Health Services-CA

South Gate	Code	Quota	Matched
Family Medicine	2236120C0	6	6

### Arrowhead Reg Med Ctr-CA

Colton	Code	Quota	Matched
Emergency Medicine	1047110C0	11	8
Family Medicine	1047120C0	16	16
Internal Medicine	1047140C0	15	15
Neurology	1047180C0	3	3
Obstetrics-Gynecology	1047220C0	3	3
Psychiatry	1047400C0	6	6
Radiology-Diagnostic	1047420A0	2	2
General Surgery	1047440C0	5	5
Surgery-Preliminary	1047440P0	2	1

### CA Pacific Med Center

San Francisco	Code	Quota	Matched
Internal Medicine	1061140C0	14	14
Medicine-Preliminary	1061140P0	12	12
Med-Prelim/Neurology	1061140P1	0	0
Med-Prelim/Ophthalmology	1061140P2	3	3
Med-Prelim/Anesthesiology	1061140P3	2	2
Psychiatry	1061400C0	4	4

## California Hosp Med Ctr

Los Angeles	Code	Quota	Matched
Family Medicine	2092120C0	7	7

## Casa Colina Hosp-CA

Pomona	Code	Quota	Matched
Phys Medicine & Rehab	2151340A0	3	3

## Cedars-Sinai Med Ctr-CA

West Hollywood	Code	Quota	Matched
Anesthesiology	1030040C0	14	14
Internal Medicine	1030140C0	22	22
Internal Medicine/PSTP	1030140C1	2	1
Medicine-Primary	1030140M0	7	7
Medicine-Preliminary	1030140P0	2	2
Med-Prelim/Neurology	1030140P1	5	5
Neurological Surgery	1030160C0	2	2
Neurology	1030180A0	5	5
Neurology/PSTP	1030180A1	0	0
Obstetrics-Gynecology	1030220C0	7	7
Orthopaedic Surgery	1030260C0	4	4
Otolaryngology	1030280C0	2	2
Pathology	1030300C0	4	4
Radiology-Diagnostic	1030420A0	3	3
Radiation Oncology	1030430A0	1	1
General Surgery	1030440C0	6	6
Thoracic Surgery	1030461C0	2	2

## Charles R Drew University-CA

Los Angeles	Code	Quota	Matched
Family Medicine	2114120C0	8	6
Internal Medicine	2114140C0	8	8
Psychiatry	2114400C0	6	6

## Childrens Hospital-LA-CA

Los Angeles	Code	Quota	Matched
Child Neurology	1031185C0	3	3
Pediatrics	1031320C0	35	35

## Childrens Hospital-Oakland-CA

Oakland	Code	Quota	Matched
Pediatrics	1939320C0	27	27
Peds-Prelim/Child Neurology	1939320P0	1	1

## City Of Hope-CA

Duarte	Code	Quota	Matched
Radiation Oncology	1183430A0	2	2

## Clinica Sierra Vista-CA

Bakersfield	Code	Quota	Matched
Family Medicine	1708120C0	6	6

## College Med Ctr-CA

Long Beach	Code	Quota	Matched
Internal Medicine	2133140C0	5	1

## Community Mem Health Sys-CA

Ventura	Code	Quota	Matched
Family Medicine	2018120C0	8	8
Internal Medicine	2018140C0	8	8
Orthopaedic Surgery	2018260C0	4	4
Psychiatry	2018400C0	4	4

# NRMP Program Results 2023 Main Residency Match®

## Community Mem Health Sys-CA (Continued)

General Surgery	2018440C0	3	3
-----------------	-----------	---	---

## Contra Costa Reg Med Ctr-CA

Martinez	Code	Quota	Matched
Family Medicine	2071120C0	13	13

## Desert Regional Med Ctr-CA

Palm Springs	Code	Quota	Matched
Emergency Medicine	2131110C0	10	9
Family Medicine	2131120C0	10	10
General Surgery	2131440C0	3	3

## Dignity Methodist Hosp-Sacramento-CA

Sacramento	Code	Quota	Matched
Family Medicine	1140120C0	8	8
Family Medicine/Sierra Nevada	1140120C1	2	2

## Dignity Northridge Hosp Med Ctr-CA

Northridge	Code	Quota	Matched
Family Medicine	3036120C1	8	8

## Eisenhower Med Ctr-CA

Rancho Mirage	Code	Quota	Matched
Emergency Medicine	1485110C0	8	8
Family Medicine	1485120C0	12	12
Internal Medicine	1485140C0	20	20

## Emanate Health-CA

West Covina	Code	Quota	Matched
Family Medicine	1974120C0	8	8

## Family Health Ctrs of San Diego-CA

San Diego	Code	Quota	Matched
Family Medicine	1682120C0	6	6

## Harbor-UCLA Med Ctr-CA

Torrance	Code	Quota	Matched
Anesthesiology	1067040C0	9	9
Dermatology	1067080A0	2	2
Emergency Medicine	1067110C0	16	16
Family Medicine	1067120C0	12	12
Internal Medicine	1067140C0	17	17
Medicine-Preliminary	1067140P0	10	10
Med-Prelim/Radiology	1067140P1	2	2
Neurology	1067180C0	5	5
Obstetrics-Gynecology	1067220C0	6	6
Orthopaedic Surgery	1067260C0	5	5
Pathology	1067300C0	3	3
Pediatrics	1067320C0	10	10
Psychiatry	1067400C0	7	7
Radiology-Diagnostic	1067420A0	6	6
General Surgery	1067440C0	6	6
Surgery-Preliminary	1067440P0	8	5
Surg-Prelim/Radiology	1067440P2	0	0
Vascular Surgery	1067451C0	1	1

## Huntington Memorial Hosp-CA

Pasadena	Code	Quota	Matched
Internal Medicine	1044140C0	8	8
Medicine-Preliminary	1044140P0	5	5
General Surgery	1044440C0	4	4

## John Muir Health-CA

Walnut Creek	Code	Quota	Matched
Family Medicine	1917120C0	8	8

## KPC Health Hemet Valley Med Ctr-CA

Corona	Code	Quota	Matched
Radiology-Diagnostic	2124420C0	3	3
Transitional	2124999P0	15	15

## Kaiser Permanente-Central Valley-CA

Modesto	Code	Quota	Matched
Emergency Medicine	2272110C0	8	8

## Kaiser Permanente-Fontana-CA

Fontana	Code	Quota	Matched
Family Medicine	2037120C0	9	9
Internal Medicine	2037140C0	8	8
Medicine-Preliminary	2037140P0	3	3
Psychiatry	2037400C0	6	6

## Kaiser Permanente-Los Angeles-CA

Pasadena	Code	Quota	Matched
Dermatology	2055080C0	2	2
Family Med/LA Med Ctr	2055120C0	9	9
Internal Medicine	2055140C0	11	11
Internal Med/Research	2055140C2	1	1
Medicine-Preliminary	2055140P0	6	6
Neurology	2055180C0	3	3
Obstetrics-Gynecology	2055220C0	5	5
Pediatrics	2055320C0	8	8
Interventional Radiology (Integ)	2055416C0	1	1
Radiology-Diagnostic	2055420C0	2	2
Radiation Oncology	2055430A0	2	1
General Surgery	2055440C0	4	4
Surgery-Preliminary	2055440P0	5	5

## Kaiser Permanente-Napa/Solano-CA

Vallejo	Code	Quota	Matched
Family Medicine	1637120C0	6	6

## Kaiser Permanente-Oakland-CA

Oakland	Code	Quota	Matched
Internal Medicine	1042140C0	10	10
Internal Medicine/MPH	1042140C1	1	1
Med-Primary/Equity & Disparities	1042140M0	2	2
Medicine-Preliminary	1042140P0	7	7
Obstetrics-Gynecology	1042220C0	6	6
Otolaryngology	1042280C0	2	2
Pediatrics	1042320C0	8	8
Pediatrics/MPH	1042320C1	2	2
Psychiatry/East Bay	1042400C0	6	6

## Kaiser Permanente-Orange Co-CA

Santa Ana	Code	Quota	Matched
Family Medicine	1073120C0	8	8

## Kaiser Permanente-Riverside-CA

Riverside	Code	Quota	Matched
Family Medicine	3620120C0	6	6

# NRMP Program Results 2023 Main Residency Match®

## Kaiser Permanente-SF-CA

	Code	Quota	Matched
San Francisco			
Internal Medicine	1959140C0	10	10
Medicine-Preliminary	1959140P0	7	7
Med-Prelim/Stanford-Anesth	1959140P1	0	0
Obstetrics-Gynecology	1959220C0	4	4
Medicine-Preventive Med	1959751C0	2	2

## Kaiser Permanente-Sacramento Valley-CA

	Code	Quota	Matched
Sacramento			
Family Medicine	2273120C0	5	5
Fam Med/Accelerated Competency	2273120C1	1	1

## Kaiser Permanente-San Diego-CA

	Code	Quota	Matched
San Diego			
Emergency Medicine	1454110C0	6	6
Family Medicine	1454120C0	6	6

## Kaiser Permanente-San Jose-CA

	Code	Quota	Matched
San Jose			
Family Medicine	2119120C0	6	6
Psychiatry	2119400C0	6	6

## Kaiser Permanente-Santa Clara-CA

	Code	Quota	Matched
Santa Clara			
Internal Medicine	2135140C0	13	13
Medicine-Primary/CHOICE	2135140M0	3	3
Medicine-Preliminary	2135140P0	4	4
Obstetrics-Gynecology	2135220C0	6	6

## Kaiser Permanente-Santa Rosa-CA

	Code	Quota	Matched
Santa Rosa			
Family Medicine	2115120C0	6	6

## Kaiser Permanente-Woodland Hills-CA

	Code	Quota	Matched
Woodland Hills			
Family Medicine	1001120C0	6	6

## Kaweah Delta Health Care District-CA

	Code	Quota	Matched
Visalia			
Anesthesiology	1572040C0	4	4
Emergency Medicine	1572110C0	13	3
Family Medicine	1572120C0	7	7
Psychiatry	1572400C0	7	7
General Surgery	1572440C0	3	3
Surgery-Preliminary	1572440P0	2	1
Transitional	1572999P0	12	12

## Keck Medicine-CA

	Code	Quota	Matched
Los Angeles			
Family Medicine	2284120C0	6	6

## Kern Med Ctr-CA

	Code	Quota	Matched
Bakersfield			
Emergency Medicine	1921110C0	7	7
Internal Medicine	1921140C0	12	12
Obstetrics-Gynecology	1921220C0	4	4
Psychiatry	1921400C0	6	6
Psychiatry/Child & Adolescent	1921400C1	1	1

## Lifelong Medical Care-CA

	Code	Quota	Matched
Berkeley			
Family Medicine	2217120C0	6	6

## Loma Linda Univ Med Ctr-Murrieta-CA

	Code	Quota	Matched
Murrieta			
Family Medicine	2251120C0	12	12
Internal Medicine	2251140C0	6	6

## Loma Linda University-CA

	Code	Quota	Matched
Loma Linda			
Anesthesiology	1024040C0	14	14
Dermatology	1024080A0	3	3
Emergency Medicine	1024110C0	16	16
Family Medicine	1024120C0	12	12
Internal Medicine	1024140C0	27	27
Medicine-Primary	1024140M0	5	5
Med-Primary/Global Health	1024140M1	1	1
Medicine-Preliminary	1024140P0	11	11
Neurological Surgery	1024160C0	1	1
Neurology	1024180C0	4	4
Neurology	1024180R0	1	1
Child Neurology	1024185C0	1	1
Obstetrics-Gynecology	1024220C0	8	8
Orthopaedic Surgery	1024260C0	5	5
Otolaryngology	1024280C0	4	4
Pathology	1024300C0	4	4
Pediatrics	1024320C0	23	23
Pediatrics-Primary	1024320M0	4	4
Phys Medicine & Rehab	1024340A0	1	1
Phys Medicine & Rehab	1024340C0	4	4
Plastic Surgery (Integrated)	1024362C0	2	2
Psychiatry	1024400C0	5	5
Psychiatry/CAP	1024400C2	2	2
Interventional Radiology (Integ)	1024416A0	1	1
Radiology-Diagnostic	1024420A0	8	8
Radiology-Diagnostic/ESIR Pathway	1024420A2	1	1
Radiation Oncology	1024430A0	2	2
General Surgery	1024440C0	4	4
Gen Surg/Dedicated Research	1024440C1	3	3
Surgery-Preliminary	1024440P0	9	5
Vascular Surgery	1024451C0	1	1
Thoracic Surgery-Integrated	1024461C0	1	1
Medicine-Pediatrics	1024700C0	4	4
Medicine-Anesthesiology	1024742C0	2	1
Transitional	1024999P0	5	5
Transitional/Preventive Med	1024999P1	1	1
Transitional/Occupational Med	1024999P2	1	1
Transitional/OMFS	1024999P4	1	1

## Long Beach Mem Med Ctr-CA

	Code	Quota	Matched
Long Beach			
Family Medicine	1027120C0	8	8

# NRMP Program Results 2023 Main Residency Match®

## Los Robles Health System-CA

	Code	Quota	Matched
Thousand Oaks			
Anesthesiology	2264040C0	6	6
Internal Medicine	2264140C0	15	15
Medicine-Preliminary	2264140P0	4	4
Neurology	2264180C0	3	3
General Surgery	2264440C0	3	3

## MLK Jr Community Hospital

	Code	Quota	Matched
Los Angeles			
Internal Medicine	2311140C0	5	5

## Marian Regional Med Ctr-CA

	Code	Quota	Matched
Santa Maria			
Family Medicine	1690120C0	6	6
Obstetrics-Gynecology	1690220C0	3	3

## Mercy Med Ctr-Merced-CA

	Code	Quota	Matched
Merced			
Family Medicine	3080120C0	8	8

## Mercy Med Ctr-Redding-CA

	Code	Quota	Matched
Redding			
Family Medicine/MFHC	3081120C0	6	3

## Mission Community Hosp-CA

	Code	Quota	Matched
Panorama City,			
Family Medicine	2344120C0	8	8
Psychiatry	2344400C0	6	6

## Natividad Med Ctr-CA

	Code	Quota	Matched
Salinas			
Family Medicine	2971120C0	10	4

## North East Medical Services-CA

	Code	Quota	Matched
Daly City			
Medicine-Primary	2349140M0	5	5

## Olive View-UCLA Med Ctr-CA

	Code	Quota	Matched
Sylmar			
Internal Medicine	2950140C0	21	21
Medicine-Preliminary	2950140P0	4	4
Med-Prelim/Neurology	2950140P2	2	2
Med-Prelim/Ophthalmology	2950140P3	8	8
Psychiatry	2950400C0	7	7

## PIH Health Hosp Downey-CA

	Code	Quota	Matched
Downey			
Family Medicine	2215120C0	6	6

## Pomona Valley Hosp-CA

	Code	Quota	Matched
Pomona			
Family Medicine	1350120C0	9	9

## Presby Intercommunity Hosp-CA

	Code	Quota	Matched
Whittier			
Family Medicine	2013120C0	2	2
Fam Med/Tropical Med	2013120C1	2	2
Fam Med/Chronic Dz Mgmt	2013120C2	2	2

## Prime West Consortium-CA

	Code	Quota	Matched
Ontario			
Dermatology/Newpot News	2150080R0	1	1

Family Medicine/Chino Valley	2150120C0	5	5
Internal Medicine/Centinela	2150140C0	12	12
Internal Medicine/West Anaheim	2150140C1	7	3

## Riverside Community Hospital-CA

	Code	Quota	Matched
Riverside			
Anesthesiology	1877040C0	8	8
Emergency Medicine	1877110C0	13	13
Family Medicine	1877120C0	8	8
Internal Medicine	1877140C0	15	15
Medicine-Preliminary	1877140P0	10	10
Neurology	1877180C0	4	4
Obstetrics-Gynecology	1877220C0	4	4
Radiology-Diagnostic	1877420A0	4	4
General Surgery	1877440C0	3	3
Surgery-Preliminary	1877440P0	3	0
Transitional	1877999P0	13	13

## Riverside University Health Sys-CA

	Code	Quota	Matched
Moreno Valley			
Anesthesiology	1850040C0	7	7
Emergency Medicine	1850110C0	10	8
Family Medicine	1850120C0	12	12
Internal Medicine	1850140C0	13	13
Neurological Surgery	1850160C0	1	1
Neurology	1850180C0	2	2
Orthopaedic Surgery	1850260C0	3	3
Psychiatry	1850400C0	6	6
Radiology-Diagnostic	1850420C0	2	2
General Surgery	1850440C0	4	4
Surgery-Preliminary	1850440P0	4	1

## San Joaquin Gen Hosp-CA

	Code	Quota	Matched
French Camp			
Family Medicine	1021120C0	9	9
Internal Medicine	1021140C0	11	11
General Surgery	1021440C0	3	3
Surgery-Preliminary	1021440P1	3	3

## San Mateo Behavioral Hlth & Recovery Svcs-CA

	Code	Quota	Matched
San Mateo			
Psychiatry	1010400C0	4	4

## San Ysidro Health-CA

	Code	Quota	Matched
San Ysidro			
Internal Medicine	2220140C0	6	6

## Santa Barbara Cottage Hosp-CA

	Code	Quota	Matched
Santa Barbara			
Internal Medicine	1064140C0	10	10
Medicine-Preliminary	1064140P0	5	5
Pediatrics	1064320C0	6	6
Radiology-Diagnostic	1064420A0	4	4
General Surgery	1064440C0	4	4

## Santa Clara Valley Med Ctr-CA

	Code	Quota	Matched
San Jose			
Internal Medicine	1063140C0	18	18
Medicine-Preliminary	1063140P0	4	4
Med-Prelim/Neurology	1063140P1	4	4
Obstetrics-Gynecology	1063220C0	4	4
Radiology-Diagnostic	1063420A0	5	5



# NRMP Program Results 2023 Main Residency Match®

## Santa Clara Valley Med Ctr-CA (Continued)

Transitional	1063999P0	12	12
--------------	-----------	----	----

## Scripps Clinic/Green Hospital-CA

La Jolla	Code	Quota	Matched
Internal Medicine	1340140C0	15	15

## Scripps Mercy Hosp-Chula Vista-CA

Chula Vista	Code	Quota	Matched
Family Medicine	1375120C0	9	9

## Scripps Mercy Hosp-San Diego-CA

San Diego	Code	Quota	Matched
Internal Medicine	1048140C0	14	14
Transitional	1048999P0	12	12
Transitional/Anesthesia	1048999P2	6	6

## Shasta Community Health Ctr-CA

Redding	Code	Quota	Matched
Family Medicine	1531120C0	4	3

## Sierra View Med Ctr-CA

Porterville	Code	Quota	Matched
Internal Medicine	2278140C0	12	12
Medicine-Preliminary	2278140P0	2	1

## St Agnes Med Ctr-CA

Fresno	Code	Quota	Matched
Emergency Medicine	2138110C0	8	4
Family Medicine	2138120C0	8	8
Internal Medicine	2138140C0	19	19
Transitional	2138999P0	12	12

## St Joseph Hospital-Eureka-CA

Eureka	Code	Quota	Matched
Family Medicine	2160120C0	6	6

## St Josephs Med Ctr-CA

Stockton	Code	Quota	Matched
Anesthesiology	2161040C0	6	6
Emergency Medicine	2161110C0	12	11
Family Medicine	2161120C0	10	10
Internal Medicine	2161140C0	10	10
Neurology	2161180C0	4	4
Psychiatry	2161400C0	7	7
Transitional	2161999P0	12	12

## St Mary Med Ctr-Long Beach-CA

Long Beach	Code	Quota	Matched
Internal Medicine	1025140C0	10	10
Medicine-Primary	1025140M0	0	0
Medicine-Preliminary	1025140P0	5	5

## St Marys Med Ctr-SF-CA

San Francisco	Code	Quota	Matched
Internal Medicine	1057140C0	8	8
Medicine-Preliminary	1057140P0	8	8
Orthopaedic Surgery	1057260C0	3	3

## Stanford Health Care-CA

Stanford	Code	Quota	Matched
Anesthesiology	1820040A0	15	15
Anesthesiology	1820040C0	12	12

Anesthesiology	1820040R0	2	2
Dermatology	1820080A0	10	10
Dermatology	1820080R0	1	1
Emergency Medicine	1820110C0	15	15
Family Medicine/OConnor	1820120C0	8	8
Internal Medicine	1820140C0	40	40
Internal Med/Global Health	1820140C1	2	2
Neurological Surgery	1820160C0	4	3
Neurology	1820180A0	6	6
Neurology	1820180C0	6	6
Child Neurology	1820185C0	4	4
Obstetrics-Gynecology	1820220C0	6	6
Orthopaedic Surgery	1820260C0	7	7
Otolaryngology	1820280C0	4	4
Otolaryngology/Research	1820280C1	1	1
Pathology	1820300C0	9	9
Clinical Pathology Track	1820300C1	2	1
Path-Anatomic Neuro Track	1820300C2	1	1
Pediatrics	1820320C0	28	28
Pediatrics/Research Trk	1820320C1	4	4
Phys Medicine & Rehab	1820340A0	7	7
Plastic Surgery (Integrated)	1820362C0	4	4
Psychiatry	1820400C0	9	9
Psychiatry/Research	1820400C1	2	2
Psychiatry/Public	1820400C2	2	2
Interventional Radiology (Integ)	1820416C0	3	3
Radiology-Diagnostic	1820420A0	9	9
Radiation Oncology	1820430A0	4	4
General Surgery	1820440C0	6	6
General Surgery/SASS	1820440C1	1	1
Surgery-Preliminary	1820440P0	8	2
Surgery Prelim/Anesthesia	1820440P3	3	3
Surg-Prelim/Ophthalmology	1820440P4	4	4
Vascular Surgery	1820451C0	2	1
Thoracic Surgery	1820461C0	3	3
Pediatrics-Anesthesiology	1820726C0	1	1
Medicine-Anesthesiology	1820742C0	3	3
Pediatrics-Medical Genetics	1820765C0	2	2
Radiology-Nuclear Medicine	1820770A0	1	1
Trans/Anesthesiology Santa Clara	1820999P0	4	4

## Sutter Health-CA

Sacramento	Code	Quota	Matched
Emergency Medicine/SRMC	1135110C0	11	11
Family Med/Sacramento	1135120C0	5	5
Family Medicine/Davis	1135120C1	2	2
Family Medicine/Amador	1135120C2	2	2
Internal Medicine	1135140C0	13	13
General Surgery	1135440C0	4	4
Surgery-Preliminary	1135440P0	2	0

## Sutter Med Ctr of Santa Rosa-CA

Santa Rosa	Code	Quota	Matched
Family Medicine	1065120C0	12	12

## U Southern California

Los Angeles	Code	Quota	Matched
Anesthesiology	1033040C0	18	18
Dermatology	1033080A0	4	4
Emergency Medicine	1033110C0	20	20

# NRMP Program Results 2023 Main Residency Match®

## U Southern California (Continued)

Internal Medicine	1033140C0	55	55
Neurological Surgery	1033160C0	3	3
Neurology	1033180C0	6	6
Obstetrics-Gynecology	1033220C0	9	9
Orthopaedic Surgery	1033260C0	8	8
Otolaryngology	1033280C0	3	3
Otolaryngology/Research	1033280C1	1	1
Pathology	1033300C0	6	6
Pediatrics	1033320C0	11	11
Plastic Surgery (Integrated)	1033362C0	3	3
Psychiatry	1033400C0	12	12
Interventional Radiology (Integ)	1033416A0	2	2
Radiology-Diagnostic	1033420A0	8	8
Radiation Oncology	1033430A0	2	2
General Surgery	1033440C0	7	7
Surg-Prelim/OMS	1033440P3	1	1
Vascular Surgery	1033451C0	1	1
Thoracic Surgery	1033461C0	2	2
Medicine-Pediatrics	1033700C0	6	6

## UC Davis Med Ctr-CA

Sacramento	Code	Quota	Matched
Anesthesiology	1046040C0	14	14
Dermatology	1046080A0	5	5
Emergency Medicine	1046110C0	15	15
Family Medicine	1046120C0	10	10
Family Med/ACE Primary Care	1046120C4	1	1
Internal Medicine	1046140C0	23	23
Medicine-Primary	1046140M0	3	3
Med-Primary/Innovations	1046140M1	2	2
Neurological Surgery	1046160C0	2	2
Neurology	1046180C0	8	8
Child Neurology	1046185C0	2	2
Child Neurology	1046185R0	2	0
Obstetrics-Gynecology	1046220C0	7	7
Orthopaedic Surgery	1046260C0	3	3
Ortho Surgery/6 Yr Prog	1046260C1	1	1
Otolaryngology	1046280C0	4	4
Pathology	1046300C0	4	4
Pediatrics	1046320C0	13	13
Phys Medicine & Rehab	1046340A0	2	2
Phys Medicine & Rehab	1046340C0	2	2
Plastic Surgery (Integrated)	1046362C0	1	1
Psychiatry	1046400C0	9	9
Interventional Radiology (Integ)	1046416A0	2	2
Radiology-Diagnostic	1046420A0	7	7
Radiation Oncology	1046430A0	3	3
General Surgery	1046440C0	7	7
Surgery-Preliminary	1046440P0	9	9
Vascular Surgery	1046451C0	1	1
Thoracic Surgery	1046461C0	1	1
Medicine-Psychiatry	1046715C1	2	2
Psychiatry-Family Med	1046720C0	2	2

## UC Irvine Med Ctr-CA

Orange	Code	Quota	Matched
Anesthesiology	1043040C0	11	11
Anesthesiology/Critical Care Med	1043040C1	1	1

Dermatology	1043080A0	5	5
Emergency Medicine	1043110C0	9	9
Family Medicine	1043120C0	10	10
Internal Medicine	1043140C0	26	26
Medicine-Preliminary	1043140P0	16	14
Med-Prelim/Neurology	1043140P1	5	5
Med-Prelim/Ophthalmology	1043140P3	4	4
Neurological Surgery	1043160C0	2	2
Neurology	1043180A0	5	5
Child Neurology	1043185C0	2	2
Obstetrics-Gynecology	1043220C0	7	7
Orthopaedic Surgery	1043260C0	4	4
Otolaryngology	1043280C0	3	3
Pathology	1043300C0	4	4
Pediatrics/UCI-CHOC	1043320C1	25	25
Phys Medicine & Rehab	1043340A0	5	5
Plastic Surgery (Integrated)	1043362C0	3	3
Psychiatry	1043400C0	9	9
Interventional Radiology (Integ)	1043416A0	1	1
Radiology-Diagnostic	1043420A0	6	6
Radiation Oncology	1043430A0	1	0
General Surgery	1043440C0	6	6
Surg-Prelim/Non-Designated	1043440P0	3	1
Surg-Prelim/Int Radiology	1043440P3	1	1

## UC Riverside SOM-CA

Riverside	Code	Quota	Matched
Internal Med/St. Bernardine	1522140C1	15	15
Psychiatry	1522400C0	9	9

## UC San Diego Med Ctr-CA

San Diego	Code	Quota	Matched
Anesthesiology	1049040A0	16	16
Dermatology	1049080A0	4	4
Dermatology/Research	1049080A1	1	1
Emergency Medicine	1049110C0	12	12
Family Medicine	1049120C0	9	9
Internal Medicine	1049140C0	36	36
Int Med/Investigator Path	1049140C1	3	3
Medicine-Primary	1049140M0	1	1
Neurological Surgery	1049160C0	2	2
Neurology	1049180C2	6	6
Child Neurology	1049185C0	2	2
Obstetrics-Gynecology	1049220C0	6	6
Orthopaedic Surgery	1049260C0	4	4
Ortho Surgery/Research	1049260C1	1	1
Otolaryngology	1049280C0	3	3
Pathology	1049300C0	5	5
Pathology/Military	1049300C1	1	1
Pediatrics	1049320C0	17	17
Pediatrics-Research	1049320C1	1	1
Plastic Surgery (Integrated)	1049362C0	1	1
Psychiatry	1049400C0	8	8
Psychiatry/Research	1049400C1	2	2
Psychiatry/Community	1049400C2	2	2
Interventional Radiology (Integ)	1049416A0	2	2
Radiology-Diagnostic	1049420A0	5	5
Rad-Diag/Research	1049420A1	3	3
Radiation Oncology	1049430A0	2	2
Radiation Oncology/Military	1049430R1	1	1

# NRMP Program Results 2023 Main Residency Match®

## UC San Diego Med Ctr-CA (Continued)

General Surgery	1049440C0	7	7
Vascular Surgery	1049451C0	1	1
Medicine-Pediatrics	1049700C0	4	4

## UC San Francisco-CA

San Francisco	Code	Quota	Matched
Anesthesiology	1062040A0	15	15
Anesthesiology	1062040C0	10	10
Anesthesiology/Research	1062040C1	0	0
Anesthesiology/Critical Care	1062040C2	0	0
Anesthesiology	1062040R0	1	1
Dermatology	1062080A0	5	5
Dermatology/2+2 Scientists	1062080A1	2	2
Emergency Medicine	1062110C0	16	16
Family Medicine	1062120C0	15	15
Internal Medicine	1062140C0	46	46
Medicine-Primary/UC	1062140M0	10	10
Medicine-Primary/SFGH	1062140M1	8	8
Neurological Surgery	1062160C0	3	3
Neurology	1062180A0	1	1
Neurology	1062180C0	11	11
Child Neurology/Adv PGY3	1062185A0	1	1
Child Neurology	1062185C0	2	2
Obstetrics-Gynecology	1062220C0	10	10
Orthopaedic Surgery	1062260C0	6	6
Ortho Surgery/Research	1062260C1	1	1
Otolaryngology	1062280C0	5	5
Pathology	1062300C0	11	11
Pathology/Military	1062300C4	1	0
Pediatrics	1062320C0	20	20
Pediatrics/Molecular Medicine	1062320C2	2	2
Pediatrics/PLUS	1062320C3	5	5
Plastic Surgery (Integrated)	1062362C0	2	2
Plastic Surgery (Integ)/Research	1062362C1	1	1
Psychiatry	1062400C0	13	13
Psychiatry/Research	1062400C2	3	3
Interventional Radiology (Integ)	1062416A0	1	1
Radiology-Diagnostic	1062420A0	13	13
Radiation Oncology	1062430A0	3	3
General Surgery	1062440C0	8	8
Surg-Prelim/General/Specialty	1062440P0	17	10
Surg-Prelim/Int Radiology	1062440P2	1	1
Vascular Surgery	1062451C0	1	1

## UC San Francisco-East Bay-CA

Oakland	Code	Quota	Matched
General Surgery	3625440C0	7	7
Surgery-Preliminary	3625440P0	9	1

## UC San Francisco-Fresno-CA

Fresno	Code	Quota	Matched
Emergency Medicine	1022110C0	12	11
Family Medicine	1022120C0	12	12
Internal Medicine	1022140C0	23	23
Obstetrics-Gynecology	1022220C0	4	4
Orthopaedic Surgery	1022260C0	4	4
Pediatrics	1022320C0	7	7
Psychiatry	1022400C0	6	6

General Surgery	1022440C0	5	5
-----------------	-----------	---	---

## UCLA Med Ctr-CA

Los Angeles	Code	Quota	Matched
Anesthesiology	1956040C0	27	27
Dermatology	1956080A0	5	5
Dermatology/5yr Star	1956080A1	0	0
Emergency Medicine	1956110C0	15	15
Fam Med/UCLA/Santa Monica	1956120C1	12	12
Internal Medicine	1956140C0	45	45
Internal Med/ProSTAR/PSTP	1956140C1	4	4
Medicine-Primary/UCLA-VA	1956140M0	6	6
Med-Primary/UCLA-Olive View	1956140M1	6	6
Neurological Surgery	1956160C0	3	3
Neurology	1956180A0	3	3
Neurology	1956180C0	6	6
Child Neurology	1956185C0	2	2
Nuclear Medicine	1956200A0	3	1
Obstetrics-Gynecology	1956220C0	8	8
Ob-Gyn/Preliminary	1956220P0	2	0
Orthopaedic Surgery	1956260C0	6	6
Otolaryngology	1956280C0	4	4
Otolaryngology/Research	1956280C1	1	1
Pathology	1956300C0	6	6
Pathology/Research	1956300C1	1	1
Pediatrics	1956320C0	26	26
Pediatrics/PSTP	1956320C1	1	1
Plastic Surgery (Integrated)	1956362C0	3	3
Interventional Radiology (Integ)	1956416C0	3	3
Radiology-Diagnostic	1956420A0	12	12
Radiation Oncology	1956430A0	3	3
General Surgery	1956440C0	7	7
Surgery-Preliminary	1956440P0	4	1
Vascular Surgery	1956451C0	1	1
Medicine-Pediatrics	1956700C0	6	6

## UCLA Semel Inst for Neuroscience-CA

Los Angeles	Code	Quota	Matched
Psychiatry	3030400C0	12	12
Psychiatry/Research	3030400C1	2	2
Psych/Harbor-NPI-WLAVA	3030400C2	1	1

## UHS So California Med Ed Consortium

Temecula	Code	Quota	Matched
Emergency Medicine	2213110C0	10	10
Family Medicine	2213120C0	6	6
Internal Medicine	2213140C0	20	20
Obstetrics and Gynecology	2213220C0	3	3
General Surgery	2213440C0	3	3
Surgery-Preliminary	2213440P0	3	0
Transitional	2213999P0	13	13

## VA Greater LA Hlth Sys-CA

Los Angeles	Code	Quota	Matched
Phys Medicine & Rehab/UCLA	1039340A0	8	8
Psychiatry/UCLA/SFVP	1039400C0	6	6

## Valley Childrens Healthcare-CA

Madera	Code	Quota	Matched
Pediatrics	1907320C0	14	14

# NRMP Program Results 2023 Main Residency Match®

## Valley Consortium-CA

	Code	Quota	Matched
Modesto			
Family Medicine	1444120C0	12	12
Orthopaedic Surgery	1444260C0	3	3

## Valley Health Team-CA

	Code	Quota	Matched
San Joaquin			
Family Medicine	2111120C0	4	4

## Ventura County Med Ctr-CA

	Code	Quota	Matched
Ventura			
Family Medicine	1068120C0	15	15

## COLORADO

### Centura Health Corporation-CO

	Code	Quota	Matched
Centennial			
Family Medicine/Alamosa	2350120C0	2	2
Family Medicine/St Mary-Corwin	2350120C1	6	6
Family Medicine/Health Campus	2350120C2	7	7
Family Medicine/84th Street	2350120C3	3	3
Pathology/Penrose	2350300C0	2	2

### Denver Health Med Ctr-CO

	Code	Quota	Matched
Denver			
Emergency Medicine	1077110C0	17	17

### HealthONE-CO

	Code	Quota	Matched
Denver			
Anesthesiology	1997040C0	4	4
Family Medicine/Aurora	1997120C0	8	8
Family Med/Swedish Med Ctr	1997120C1	6	6
Internal Medicine/Sky Ridge	1997140C0	15	12
Neurology/Swedish Med Ctr	1997180C0	6	6
Psychiatry/Aurora	1997400C0	8	8
General Surgery/Swedish Med Ctr	1997440C0	3	3
General Surgery/Sky Ridge	1997440C1	3	3
Transitional/Sky Ridge	1997999P0	8	8

### North Colorado Med Ctr

	Code	Quota	Matched
Greeley			
Family Medicine	1853120C0	7	7
Family Med/Wray	1853120C1	0	0
Family Med/Sunrise	1853120C2	2	2
Family Med/Hospitalist	1853120C3	0	0
Family Medicine/Sterling RTT	1853120C4	2	2

### Parkview Med Ctr-CO

	Code	Quota	Matched
Pueblo			
Internal Medicine	2050140C0	10	10

### Poudre Valley Hospital-CO

	Code	Quota	Matched
Fort Collins			
Family Medicine	3063120C0	8	8

### St Joseph Hospital SCL Health-CO

	Code	Quota	Matched
Denver			
Family Medicine	1074120C0	9	9
Internal Medicine	1074140C0	10	10
Medicine-Preliminary	1074140P0	8	8
Obstetrics-Gynecology	1074220C0	5	5
General Surgery	1074440C0	5	5
Surgery-Preliminary	1074440P0	8	3

## St Marys Med Ctr SCL Health-CO

	Code	Quota	Matched
Grand Junction			
Family Medicine	3069120C0	9	9

## U Colorado SOM-Denver

	Code	Quota	Matched
Aurora			
Anesthesiology	1076040A0	3	3
Anesthesiology/Critical Care	1076040A1	1	1
Anesthesiology	1076040C0	11	11
Anesthesiology/Critical Care	1076040C1	1	1
Anesthesiology	1076040R0	2	2
Dermatology	1076080A0	5	5
Family Med/Denver Hlth	1076120C0	5	5
Family Med/Univ Hosp	1076120C3	6	6
Family Med/Rural	1076120C4	2	1
Internal Medicine	1076140C0	35	35
Internal Med/Hospitalist	1076140C1	6	6
Int Med/Physician Scientist	1076140C2	0	0
Medicine-Primary	1076140M0	9	9
Medicine-Preliminary	1076140P0	9	9
Neurological Surgery	1076160C0	3	3
Neurology	1076180C0	9	9
Child Neurology	1076185C0	6	6
Obstetrics-Gynecology	1076220C0	9	9
Ob-Gyn/Preliminary	1076220P0	1	0
Orthopaedic Surgery	1076260C0	6	6
Ortho Surgery/Research	1076260C1	1	1
Otolaryngology	1076280C0	3	3
Pathology	1076300C0	6	6
Pediatrics	1076320C0	27	27
Phys Medicine & Rehab	1076340A0	6	6
Phys Medicine & Rehab	1076340R0	1	1
Plastic Surgery (Integrated)	1076362C0	2	2
Psychiatry	1076400C0	9	9
Psychiatry/Research	1076400C2	2	2
Psychiatry/CAP	1076400C3	2	2
Psychiatry/Comm Public	1076400C4	2	2
Interventional Radiology (Integ)	1076416A0	2	2
Radiology-Diagnostic	1076420A0	9	9
Radiation Oncology	1076430A0	2	0
General Surgery/2 Yr Research	1076440C0	11	11
Surgery-Preliminary	1076440P0	12	5
Medicine-Pediatrics	1076700C0	4	4
Pediatrics-PM&R	1076735C0	1	1
Pediatrics-Medical Genetics	1076765C0	2	2

## CONNECTICUT

### Bridgeport Hospital-CT

	Code	Quota	Matched
Bridgeport			
Internal Medicine	1079140C0	17	17
Medicine-Preliminary	1079140P0	3	0
Med-Prelim/Radiology	1079140P1	1	1
Obstetrics-Gynecology	1079220C0	4	4
Radiology-Diagnostic	1079420A0	4	4

### Danbury Hospital-CT

	Code	Quota	Matched
Danbury			
Internal Medicine	1081140C0	17	17
Obstetrics-Gynecology	1081220C0	3	3

# NRMP Program Results 2023 Main Residency Match®

## Danbury Hospital-CT (Continued)

Pathology	1081300C0	2	2
General Surgery	1081440C0	4	4
Surgery-Preliminary	1081440P0	3	1

## Eastern CT Health Network

Manchester		Code	Quota	Matched
Family Medicine	2186120C0	6	3	
Transitional	2186999P0	6	6	

## Greenwich Hospital-CT

Greenwich		Code	Quota	Matched
Internal Medicine	1082140C0	6	6	
Medicine-Preliminary	1082140P0	7	7	

## Griffin Hospital-CT

Derby		Code	Quota	Matched
Internal Medicine	1977140C0	7	7	
Medicine-Primary	1977140M0	2	2	
Medicine-Preliminary	1977140P0	5	5	
Medicine-Preventive Med/General	1977751C0	3	3	

## Hartford Hospital-CT

Hartford		Code	Quota	Matched
Pathology	1083300C0	2	2	
Psychiatry	1083400C0	6	6	
Radiology-Diagnostic	1083420A0	5	5	

## Middlesex Hospital-CT

Middleton		Code	Quota	Matched
Family Medicine	1087120C0	7	7	

## Norwalk Hospital-CT

Norwalk		Code	Quota	Matched
Internal Medicine	1093140C0	15	15	
Radiology-Diagnostic	1093420A0	3	3	

## St Francis Hospital-CT

Hartford		Code	Quota	Matched
Obstetrics-Gynecology	1085220C0	5	5	

## St Marys Hospital-CT

Waterbury		Code	Quota	Matched
Internal Medicine	1096140C0	10	10	
Medicine-Preliminary	1096140P0	4	4	
General Surgery	1096440C0	2	2	
Surgery-Preliminary	1096440P0	2	2	

## St Vincents Med Ctr-CT

Bridgeport		Code	Quota	Matched
Internal Medicine	1080140C0	10	10	
Medicine-Preliminary	1080140P0	5	5	
Med-Prelim/Radiology	1080140P1	0	0	
Radiology-Diagnostic	1080420A0	3	3	

## Stamford Hospital/Columbia-CT

Stamford		Code	Quota	Matched
Family Medicine	1095120C0	5	5	
Internal Medicine	1095140C0	8	8	
Obstetrics-Gynecology	1095220C0	4	4	
General Surgery	1095440C0	3	3	
Surgery-Preliminary	1095440P0	2	2	

## U Connecticut School of Medicine

Farmington		Code	Quota	Matched
Anesthesiology	1094040A0	6	6	
Anesthesiology	1094040C0	6	6	
Anesthesiology	1094040R0	4	4	
Dermatology	1094080A0	4	4	
Emergency Medicine	1094110C0	18	18	
Family Medicine	1094120C0	7	7	
Internal Medicine	1094140C0	41	41	
Medicine-Primary	1094140M0	16	16	
Medicine-Preliminary	1094140P0	5	5	
Neurological Surgery	1094160C0	1	1	
Neurology	1094180C0	7	7	
Neurology	1094180R0	1	1	
Obstetrics-Gynecology	1094220C0	10	10	
Orthopaedic Surgery	1094260C0	5	5	
Otolaryngology	1094280C0	2	2	
Pediatrics	1094320C0	20	20	
Phys Medicine & Rehab	1094340C1	4	4	
Psychiatry	1094400C0	7	7	
Radiology-Diagnostic	1094420A0	2	2	
General Surgery	1094440C0	7	7	
Surgery-Preliminary	1094440P0	6	4	

## Waterbury Hospital-CT

Waterbury		Code	Quota	Matched
General Surgery	1097440C0	2	2	
Surgery-Preliminary	1097440P0	2	2	

## Yale-New Haven Hosp-CT

New Haven		Code	Quota	Matched
Anesthesiology	1089040A0	1	1	
Anesthesiology	1089040C0	21	21	
Anesthesiology	1089040R0	1	1	
Dermatology	1089080A0	4	4	
Dermatology/Research	1089080A1	2	2	
Emergency Medicine	1089110C0	18	18	
Emergency Medicine/Research	1089110C1	1	1	
Internal Medicine	1089140C0	39	39	
Int Med/Physician Scientist	1089140C1	8	8	
Internal Medicine/Yale-Waterbury	1089140C2	10	10	
Medicine-Primary	1089140M0	16	16	
Medicine-Primary/HIV	1089140M1	2	2	
Medicine-Preliminary	1089140P0	5	5	
Med-Prelim/Neurology	1089140P2	10	10	
Med-Prelim/Yale-Waterbury	1089140P4	6	6	
Med-Prelim/Ophthalmology	1089140P6	5	5	
Neurological Surgery	1089160C0	2	2	
Neurology	1089180A0	10	10	
Neurology	1089180R0	1	1	
Child Neurology	1089185C0	2	2	
Obstetrics-Gynecology	1089220C0	8	8	
Ob-Gyn/Preliminary	1089220P1	1	1	
Orthopaedic Surgery	1089260C0	5	5	
Otolaryngology	1089280C0	4	4	
Pathology/Comb-Anat & Clin	1089300C0	7	7	
Pathology/Anatomic Only	1089300C1	0	0	
Pathology/Clinical Only	1089300C2	2	2	
Pathology/AP & NP	1089300C3	1	1	

# NRMP Program Results 2023 Main Residency Match®

## Yale-New Haven Hosp-CT (Continued)

Pediatrics	1089320C0	21	21
Plastic Surgery (Integrated)	1089362C0	3	3
Psychiatry	1089400C0	13	13
Psychiatry/Combined Adult/Child	1089400C2	2	2
Psychiatry/Research	1089400C3	3	3
Interventional Radiology (Integ)	1089416C0	3	3
Radiology-Diagnostic	1089420A0	12	12
Radiation Oncology	1089430A0	3	3
General Surgery	1089440C0	8	8
Surgery-Preliminary	1089440P0	9	7
Vascular Surgery	1089451C0	1	1
Thoracic Surgery	1089461C0	2	2
Medicine-Pediatrics	1089700C0	4	4

## DELAWARE

### Bayhealth Med Ctr-DE

Dover	Code	Quota	Matched
Emergency Medicine	2260110C0	6	0
Family Medicine	2260120C0	8	8
Internal Medicine	2260140C0	13	12
General Surgery	2260440C0	3	3

### Beebe Healthcare-DE

Lewes	Code	Quota	Matched
Family Medicine	2354120C0	4	4

### Christiana Care-DE

Newark	Code	Quota	Matched
Emergency Medicine	1099110C0	12	12
Family Medicine	1099120C0	9	9
Internal Medicine	1099140C0	13	13
Obstetrics-Gynecology	1099220C0	7	7
Psychiatry	1099400C0	7	7
Interventional Radiology (Integ)	1099416C0	1	1
Radiology-Diagnostic	1099420C0	4	4
General Surgery	1099440C0	6	6
Medicine-Pediatrics	1099700C0	5	5
Medicine-Emergency Med	1099705C0	3	3
Emergency Med-Family Med	1099795C0	3	3

### St Francis Hospital-DE

Wilmington	Code	Quota	Matched
Family Medicine	2058120C0	6	6

## DISTRICT OF COLUMBIA

### Childrens National Med Ctr-DC

Washington	Code	Quota	Matched
Child Neurology	1070185C0	4	4
Pediatrics	1070320C0	22	22
Pediatrics/Research	1070320C3	2	2
Pediatrics/LAUnCH Community Hlth	1070320C4	8	8
Pediatrics-Primary	1070320M0	5	5

### George Washington Univ-DC

Washington	Code	Quota	Matched
Anesthesiology	1802040A0	2	2
Anesthesiology	1802040C0	6	6
Dermatology	1802080A0	2	2
Emergency Medicine	1802110C0	12	12

Internal Medicine	1802140C0	31	31
Int Med/Sponsored IMG	1802140C1	3	3
Medicine-Primary	1802140M0	2	2
Medicine-Preliminary	1802140P0	8	8
Med-Prelim/Dermatology	1802140P4	1	1
Med-Prelim/Radiology	1802140P5	0	0
Neurological Surgery	1802160C0	2	2
Neurology	1802180C0	4	4
Obstetrics-Gynecology	1802220C0	8	8
Orthopaedic Surgery	1802260C0	4	4
Otolaryngology	1802280C0	2	2
Pathology	1802300C0	2	2
Psychiatry	1802400C0	6	6
Interventional Radiology (Integ)	1802416A0	1	1
Radiology-Diagnostic	1802420A0	5	5
General Surgery	1802440C0	5	5

### Howard Univ Hosp-DC

Washington	Code	Quota	Matched
Dermatology	2193080A0	3	3
Family Medicine	2193120C0	6	6
Internal Medicine	2193140C0	22	22
Medicine-Preliminary	2193140P0	14	13
Neurology	2193180A0	2	2
Obstetrics-Gynecology	2193220C0	4	4
Orthopaedic Surgery	2193260C0	4	4
Pathology	2193300C0	3	3
Psychiatry	2193400C0	5	5
General Surgery	2193440C0	4	4
Surgery-Preliminary	2193440P0	5	3

### MedStar Georgetown Univ Hosp-DC

Washington	Code	Quota	Matched
Anesthesiology	1801040C0	12	12
Anesthesiology	1801040R0	1	1
Internal Medicine	1801140C0	29	29
Neurological Surgery	1801160C0	2	2
Neurology	1801180C0	6	6
Neurology/Clinician Scientist	1801180C1	2	2
Orthopaedic Surgery	1801260C0	4	4
Otolaryngology	1801280C0	3	3
Pathology	1801300C0	3	3
Pediatrics	1801320C0	11	11
Plastic Surgery (Integrated)	1801362C0	4	4
Psychiatry	1801400C0	9	9
Interventional Radiology (Integ)	1801416C0	2	2
Radiology-Diagnostic	1801420A0	4	4
Radiation Oncology	1801430A0	2	0
Radiation Oncology	1801430R0	1	0
Gen Surgery/Georgetown-WHC	1801440C0	10	10
Surg-Prelim/Georgetown-WHC	1801440P0	9	0
Medicine-Pediatrics	1801700C0	4	4

### MedStar National Rehab Hosp-DC

Washington	Code	Quota	Matched
Phys Medicine & Rehab	3191340C0	6	6

### MedStar Washington Hosp Ctr-DC

Washington	Code	Quota	Matched
Dermatology	1800080A0	2	2

# NRMP Program Results 2023 Main Residency Match®

## MedStar Washington Hosp Ctr-DC (Continued)

Dermatology	1800080R0	1	1
Emergency Med/Georgetown-WHC	1800110C0	10	10
Family Med/Georgetown-WHC	1800120C0	4	4
Internal Medicine	1800140C0	29	29
Medicine-Preliminary	1800140P0	11	11
Obstetrics-Gynecology	1800220C0	10	10
Vascular Surgery	1800451C0	2	2
Medicine-Dermatology	1800785C0	2	2

## St Elizabeths Hospital/DBH-DC

Washington			
Psychiatry	<u>Code</u> <u>Quota</u> <u>Matched</u>		
	1804400C0	8	8

## FLORIDA

### AdventHealth Florida

Orlando			
Emergency Medicine	<u>Code</u> <u>Quota</u> <u>Matched</u>		
Family Medicine	1102110C0	7	7
Fam Med/East Orlando/Osteopathic	1102120C0	12	12
Family Medicine/Sebring	1102120C1	8	8
Internal Medicine	1102120C2	6	6
Internal Medicine/Sebring	1102140C0	12	12
Internal Medicine/Tampa	1102140C1	8	8
Medicine-Primary	1102140C2	13	13
Obstetrics and Gynecology	1102140M0	2	2
Orthopaedic Surgery	1102220C0	4	4
Pediatrics	1102260C0	6	6
Radiology-Diagnostic	1102320C0	6	6
General Surgery	1102420A0	4	4
	1102440C0	4	4

### Baptist Health South Florida

Coral Gables			
Family Medicine	<u>Code</u> <u>Quota</u> <u>Matched</u>		
	2331120C0	4	4

### BayCare Health System-FL

Clearwater			
Pediatrics	<u>Code</u> <u>Quota</u> <u>Matched</u>		
Psychiatry	2300320C0	8	8
	2300400C0	6	6

### Bayfront Med Ctr-FL

St Petersburg			
Family Medicine	<u>Code</u> <u>Quota</u> <u>Matched</u>		
Obstetrics-Gynecology	1911120C0	8	8
	1911220C0	4	4

### Borinquen Health Care Ctr-FL

Miami			
Family Medicine	<u>Code</u> <u>Quota</u> <u>Matched</u>		
	2254120C0	4	4

### Broward Health Med Ctr-FL

Fort Lauderdale			
Dermatology	<u>Code</u> <u>Quota</u> <u>Matched</u>		
Emergency Medicine	1892080A0	3	3
Family Medicine	1892110C0	13	7
Internal Medicine	1892120C0	5	5
Internal Med/North Program	1892140C0	16	16
Orthopaedic Surgery	1892140C1	15	15
Pediatrics	1892260C0	3	3
Psychiatry	1892320C0	8	6
General Surgery	1892400C0	5	5
Transitional	1892440C0	6	6
	1892999P0	4	4

Transitional/North Program 1892999P1 16 16

### Centerstone-FL

Bradenton			
Psychiatry	<u>Code</u> <u>Quota</u> <u>Matched</u>		
	2242400C0	4	4

### Citrus Health Network-FL

Hialeah			
Psychiatry	<u>Code</u> <u>Quota</u> <u>Matched</u>		
	1864400C0	4	4

### Cleveland Clinic Florida

Weston			
Anesthesiology	<u>Code</u> <u>Quota</u> <u>Matched</u>		
Internal Medicine	1383040C0	5	5
Med-Prelim/Neurology	1383140C0	9	9
Medicine-Preliminary	1383140P0	2	2
Neurology	1383140P1	2	2
Neurology	1383180A0	2	2
Neurology	1383180R0	2	1
General Surgery	1383440C0	4	4

### Community Health of South Florida

Miami			
Family Medicine	<u>Code</u> <u>Quota</u> <u>Matched</u>		
Psychiatry	2194120C0	4	4
	2194400C0	5	5

### FAU-Schmidt COM-FL

Boca Raton			
Emergency Medicine	<u>Code</u> <u>Quota</u> <u>Matched</u>		
Internal Medicine	1586110C0	7	7
Medicine-Preliminary	1586140C0	24	24
Neurology	1586140P0	3	3
Psychiatry	1586180C0	3	3
General Surgery	1586400C0	4	4
Surgery-Preliminary	1586440C0	7	7
	1586440P0	5	2

### FIU Herbert Wertheim COM-FL

Miami			
Medicine-Primary	<u>Code</u> <u>Quota</u> <u>Matched</u>		
	2317140M0	6	4

### Florida State University COM

Tallahassee			
Emergency Medicine/Sarasota	<u>Code</u> <u>Quota</u> <u>Matched</u>		
Family Medicine/Lee Memorial	1826110C0	9	9
Family Medicine/Winter Haven	1826120C0	9	9
Internal Medicine/Tallahassee	1826120C1	8	8
Internal Medicine/Sarasota	1826140C0	10	10
Internal Medicine/Sarasota	1826140C1	13	13
Internal Medicine/Cape Coral	1826140C2	12	12
Med-Prelim/Tallahassee	1826140P0	1	1
General Surgery	1826440C0	2	2
Surgery-Preliminary	1826440P0	2	0

### HCA Florida JFK Hosp-U Miami-FL

Atlantis			
Internal Medicine	<u>Code</u> <u>Quota</u> <u>Matched</u>		
Orthopaedic Surgery	1384140C0	19	19
General Surgery	1384260C0	3	3
	1384440C0	3	3

### HCA Healthcare East FL Division GME

Margate			
Anesthesiology/Kendall	<u>Code</u> <u>Quota</u> <u>Matched</u>		
Anesthesiology/Westside	2232040A0	6	6
Emergency Medicine/Aventura	2232040C0	6	6
Emergency Medicine/St Lucie	2232110C0	12	4
	2232110C1	5	1

# NRMP Program Results 2023 Main Residency Match®

## HCA Healthcare East FL Division GME (Continued)

Emergency Medicine/Kendall	2232110C2	12	12
Emergency Medicine/Westside	2232110C3	13	5
Family Medicine/St Lucie	2232120C0	5	5
Internal Medicine/Westside	2232140C0	15	14
Internal Medicine/Aventura	2232140C1	15	15
Internal Medicine/Kendall	2232140C2	14	9
Internal Medicine/Lawnwood	2232140C3	15	15
Neurology/Westside	2232180C0	4	3
Obstetrics-Gynecology/Westside	2232220C0	4	4
Pathology/Westside	2232300C0	2	2
Pediatrics/Palms West	2232320C0	6	3
Psychiatry/Aventura	2232400C0	5	5
Psychiatry/University	2232400C1	8	8
Radiology-Diagnostic/Aventura	2232420C0	5	5
General Surgery/Westside	2232440C0	4	4
General Surgery/Kendall	2232440C1	5	5
General Surgery/Lawnwood	2232440C2	3	3
Surgery-Preliminary/Kendall	2232440P0	5	0
Surg-Prelim/Anesthesiology-Kendall	2232440P1	1	0
Transitional/Aventura	2232999P0	8	8
Transitional/Kendall	2232999P1	8	7
Trans/Anesthesiology-Kendall	2232999P2	5	5
Transitional/Westside	2232999P3	15	11

## HCA Healthcare/USF Morsani GME-Blake-FL

Bradenton	Code	Quota	Matched
Internal Medicine	1899140C0	22	17
Medicine-Preliminary	1899140P0	5	0
Transitional	1899999P0	9	9

## HCA Healthcare/USF Morsani GME-Brandon-FL

Brandon	Code	Quota	Matched
Emergency Medicine	1772110C0	12	4
Internal Medicine	1772140C0	20	12
Obstetrics-Gynecology	1772220C0	5	5
Pathology	1772300C0	2	2
General Surgery	1772440C0	4	4
Surgery-Preliminary	1772440P0	4	1
Transitional	1772999P0	11	7

## HCA Healthcare/USF Morsani GME-Citrus-FL

Inverness	Code	Quota	Matched
Internal Medicine	2195140C0	22	5
Medicine-Preliminary	2195140P0	5	0

## HCA Healthcare/USF Morsani GME-Largo-FL

Largo	Code	Quota	Matched
Dermatology	1981080A0	3	3
Internal Medicine	1981140C0	22	20
Orthopaedic Surgery	1981260C0	2	2
Psychiatry	1981400C0	4	4
Transitional	1981999P0	2	2
Transitional/Dermatology	1981999P1	3	3

## HCA Healthcare/USF Morsani GME-Oak Hill-FL

Brooksville	Code	Quota	Matched
Anesthesiology	1662040A0	6	6
Emergency Medicine	1662110C0	6	1
Family Medicine	1662120C0	8	8

Internal Medicine	1662140C0	23	3
Transitional	1662999P0	4	3
Transitional/Anesthesiology	1662999P1	6	3

## HCA Healthcare/USF Morsani GME-St Pete-FL

St. Petersburg	Code	Quota	Matched
Family Medicine	2196120C0	10	7
Transitional	2196999P0	9	9

## HCA Healthcare/USF Morsani GME-Trinity-FL

Trinity	Code	Quota	Matched
Internal Medicine	2235140C0	20	4
Radiology-Diagnostic	2235420A0	6	6
Transitional	2235999P0	4	4
Transitional/Radiology	2235999P1	6	0

## HCA Healthcare/USF Morsani-Bayonet Pt-FL

Hudson	Code	Quota	Matched
Internal Medicine	2137140C0	20	8
General Surgery	2137440C0	3	3
Transitional	2137999P0	11	8
Transitional/Ophthalmology	2137999P1	2	1

## HCA Healthcare/USF Morsani-Northside-FL

St Petersburg	Code	Quota	Matched
Internal Medicine	2107140C0	10	8

## Halifax Med Ctr-FL

Daytona Beach	Code	Quota	Matched
Family Medicine	1629120C0	8	8

## Johns Hopkins All Childrens Hosp-FL

St Petersburg	Code	Quota	Matched
Pediatrics	1589320C0	12	12

## Lakeland Regional Health-FL

Lakeland	Code	Quota	Matched
Emergency Medicine	2323110C0	15	15
Family Medicine	2323120C0	8	7
Internal Medicine	2323140C0	20	20
Psychiatry	2323400C0	4	4
General Surgery	2323440C0	4	4
Transitional	2323999P0	18	4

## Lakeside Med Ctr-FL

Belle Glade	Code	Quota	Matched
Family Medicine	2282120C0	5	5

## Larkin Comm Hosp Palm Springs Campus-FL

Hialeah	Code	Quota	Matched
Dermatology	2238080A0	4	4
Dermatology	2238080R0	1	1
Family Medicine	2238120C0	13	13
Internal Medicine	2238140C0	6	6
Neurology	2238180C0	4	4
Osteo Neuromusculo Med	2238275R0	6	3
Phys Medicine & Rehab	2238340C0	4	4
Plastic Surgery (Integrated)	2238362C0	2	2

## Larkin Community Hospital-FL

South Miami	Code	Quota	Matched
Dermatology	1481080A0	4	1
Dermatology	1481080R0	2	2



# NRMP Program Results 2023 Main Residency Match®

## Larkin Community Hospital-FL (Continued)

Family Medicine	1481120C0	8	8
Internal Medicine	1481140C0	10	10
Neurology	1481180C0	4	4
Orthopaedic Surgery	1481260C0	4	4
Phys Medicine & Rehab	1481340A0	8	8
Psychiatry	1481400C0	14	14
Radiology-Diagnostic	1481420A0	5	5
General Surgery	1481440C0	2	2

## Manatee Memorial Hosp-FL

Bradenton			
	<u>Code</u>	<u>Quota</u>	<u>Matched</u>
Family Medicine	2109120C0	4	4
Internal Medicine	2109140C0	11	5

## Mayo Clinic School of Grad Med Educ-FL

Jacksonville			
	<u>Code</u>	<u>Quota</u>	<u>Matched</u>
Anesthesiology	1032040C0	6	6
Dermatology	1032080C0	2	2
Family Medicine	1032120C0	8	8
Internal Medicine	1032140C0	16	16
Neurological Surgery	1032160C0	1	1
Neurology	1032180C0	6	6
Child Neurology	1032185A0	2	2
Otolaryngology	1032280C0	2	2
Plastic Surgery (Integrated)	1032362C0	1	1
Interventional Radiology (Integ)	1032416C0	1	1
Radiology-Diagnostic	1032420C0	5	5
Radiation Oncology	1032430C0	1	0
General Surgery	1032440C0	3	3
Surgery-Preliminary	1032440P0	2	2

## Memorial Healthcare System-FL

Pembroke Pines			
	<u>Code</u>	<u>Quota</u>	<u>Matched</u>
Anesthesiology	2085040C0	3	3
Emergency Medicine	2085110C0	10	10
Internal Medicine	2085140C0	15	15
Medicine-Preliminary	2085140P0	4	4
Neurology	2085180C0	4	4
Obstetrics-Gynecology	2085220C0	4	4
Pediatrics	2085320C0	8	8
Phys Medicine & Rehab	2085340C0	4	4
Psychiatry	2085400C0	4	4
General Surgery	2085440C0	6	6
Transitional	2085999P0	3	3

## Mt Sinai Med Ctr-Miami-FL

Miami Beach			
	<u>Code</u>	<u>Quota</u>	<u>Matched</u>
Anesthesiology	1105040R0	6	6
Emergency Medicine	1105110C0	7	3
Internal Medicine	1105140C0	17	17
Medicine-Preliminary	1105140P0	4	3
Obstetrics-Gynecology	1105220C0	3	3
Pathology	1105300C0	2	2
Psychiatry	1105400C0	3	3
Radiology-Diagnostic	1105420A0	5	5
General Surgery	1105440C0	3	3
Surgery-Preliminary	1105440P0	3	3

## NCH Healthcare Sys-FL

Naples			
	<u>Code</u>	<u>Quota</u>	<u>Matched</u>
Internal Medicine	1958140C0	15	15
Transitional	1958999P0	6	6

## Nemours Childrens Hosp-FL

Orlando			
	<u>Code</u>	<u>Quota</u>	<u>Matched</u>
Pediatrics	2175320C0	12	12

## Nicklaus Childrens Hospital-Miami-FL

Miami			
	<u>Code</u>	<u>Quota</u>	<u>Matched</u>
Pediatrics	1110320C0	27	25
Pediatrics/SACM	1110320C1	1	1

## Nova Southeastern University KPCOM-FL

Clearwater			
	<u>Code</u>	<u>Quota</u>	<u>Matched</u>
Family Medicine	2256120C0	4	4
Psychiatry/Orlando	2256400C0	6	4
Psychiatry/Bay Pines	2256400C1	3	3

## Orange Park Med Ctr-FL

Orange Park			
	<u>Code</u>	<u>Quota</u>	<u>Matched</u>
Dermatology	1771080A0	3	3
Emergency Medicine	1771110C0	12	11
Family Medicine	1771120C0	6	6
Internal Medicine	1771140C0	13	6
Psychiatry	1771400C0	4	4
General Surgery	1771440C0	3	3
Transitional	1771999P0	14	14

## Orlando Health-FL

Orlando			
	<u>Code</u>	<u>Quota</u>	<u>Matched</u>
Emergency Medicine	1107110C0	18	18
Internal Medicine	1107140C0	13	13
Medicine-Preliminary	1107140P0	2	1
Neurology	1107180C0	2	2
Obstetrics-Gynecology	1107220C0	8	8
Orthopaedic Surgery	1107260C0	5	5
Pathology	1107300C0	3	3
Pediatrics	1107320C0	14	14
General Surgery	1107440C0	6	6
Surgery-Preliminary	1107440P0	6	2

## Palmetto General Hosp-FL

Hialeah			
	<u>Code</u>	<u>Quota</u>	<u>Matched</u>
Internal Medicine	2121140C0	20	20
Neurology	2121180C0	1	1

## St Vincents Med Ctr-FL

Jacksonville			
	<u>Code</u>	<u>Quota</u>	<u>Matched</u>
Family Medicine	3125120C0	10	10

## Tallahassee Mem Healthcare-FL

Tallahassee			
	<u>Code</u>	<u>Quota</u>	<u>Matched</u>
Family Medicine	2926120C0	11	11

## U Central FL/HCA Healthcare GME

Orlando			
	<u>Code</u>	<u>Quota</u>	<u>Matched</u>
Anesthesiology/Ocala	1587040A0	9	9
Dermatology	1587080A0	2	2
Emergency Med/Orlando	1587110C0	7	7
Emergency Med/Gainesville	1587110C1	8	8

# NRMP Program Results 2023 Main Residency Match®

## U Central FL/HCA Healthcare GME (Continued)

Emergency Med/Ocala	1587110C2	7	3
Family Medicine/Gainesville	1587120C0	8	8
Family Medicine/Ocala	1587120C1	6	3
Internal Med/Orlando	1587140C0	25	25
Internal Medicine/Ocala	1587140C1	15	15
Internal Med/Gainesville	1587140C2	20	20
Internal Medicine/Pensacola	1587140C3	10	10
Neurology/Kissimmee	1587180C0	4	3
Ob-Gyn/Kissimmee	1587220C0	3	3
Ob-Gyn/Gainesville	1587220C1	4	4
Ob-Gyn/Pensacola	1587220C2	3	2
Orthopaedic Surgery/Ocala	1587260C0	3	3
Phys Med & Rehab/Pensacola	1587340A0	4	4
Psychiatry/Gainesville	1587400C0	8	8
Psychiatry/Kissimmee	1587400C1	6	6
Psychiatry/Tallahassee	1587400C2	6	6
General Surgery/Ocala	1587440C0	4	4
General Surgery/Kissimmee	1587440C1	3	3
General Surgery/Pensacola	1587440C2	3	3
Surgery-Preliminary/Ocala	1587440P0	4	0
Transitional/Orlando	1587999P0	14	11
Transitional/Ocala	1587999P1	13	13
TransitionalGainesville	1587999P2	12	11

## U Florida COM-Jacksonville

Jacksonville	Code	Quota	Matched
Anesthesiology	1101040C0	4	4
Anesthesiology/Military	1101040C1	1	1
Emergency Medicine	1101110C0	15	15
Internal Medicine	1101140C0	16	16
Medicine-Preliminary	1101140P0	2	2
Med-Prelim/Neurology	1101140P1	4	4
Med-Prelim/Radiology	1101140P2	2	0
Neurology	1101180A0	4	4
Obstetrics-Gynecology	1101220C0	6	6
Orthopaedic Surgery	1101260C0	4	4
Pathology	1101300C0	2	2
Pediatrics	1101320C0	14	14
Peds-Prelim/Child Neurology	1101320P0	2	2
Psychiatry	1101400C0	3	3
Psychiatry/CAP	1101400C1	2	2
Interventional Radiology (Integ)	1101416A0	1	1
Radiology-Diagnostic	1101420A0	6	6
Radiology-Diagnostic	1101420R0	1	1
General Surgery	1101440C0	5	5
Surgery-Preliminary	1101440P0	6	0

## U Florida COM-Shands Hosp

Gainesville	Code	Quota	Matched
Anesthesiology	1824040A0	1	1
Anesthesiology	1824040C0	20	20
Anesthesiology	1824040R1	4	4
Dermatology	1824080A0	4	4
Emergency Medicine	1824110C0	14	14
Family Medicine	1824120C0	9	9
Internal Med/Gainesville	1824140C0	32	32
Internal Med/Pensacola	1824140C1	4	4
Medicine-Preliminary	1824140P0	14	14

Neurological Surgery	1824160C0	2	2
Neurology	1824180C0	8	8
Child Neurology	1824185C0	2	2
Child Neurology	1824185R0	1	1
Ob-Gyn/Gainesville	1824220C0	5	5
Ob-Gyn/Pensacola	1824220C1	5	5
Orthopaedic Surgery	1824260C0	4	4
Otolaryngology	1824280C0	3	3
Pathology	1824300C0	5	5
Pediatrics/Gainesville	1824320C0	17	17
Pediatrics/Pensacola	1824320C3	9	9
Phys Medicine & Rehab	1824340A0	4	4
Plastic Surgery (Integrated)	1824362C0	1	1
Psychiatry	1824400C0	12	12
Radiology-Diagnostic	1824420A0	12	12
Radiation Oncology	1824430A0	2	1
General Surgery	1824440C0	6	6
Surgery-Preliminary	1824440P0	8	6
Thoracic Surgery	1824461C0	1	1

## U Miami MSOM/Holy Cross-FL

Miami	Code	Quota	Matched
Internal Medicine	1821140C0	13	13
Medicine-Preliminary	1821140P0	6	6
General Surgery	1821440C0	3	3
Transitional	1821999P0	15	15

## U Miami/Jackson Health System-FL

Miami	Code	Quota	Matched
Anesthesiology	1104040A0	2	2
Anesthesiology	1104040C3	24	24
Anesthesiology/3-yr MD Path	1104040C4	2	2
Anesthesiology/Funded Military	1104040R1	2	0
Dermatology	1104080A0	6	6
Dermatology/PhD Research	1104080A1	1	1
Dermatology	1104080R2	2	2
Emergency Medicine	1104110C0	14	14
Emergency Med/Funded	1104110C1	1	0
Family Medicine	1104120C0	8	8
Internal Medicine	1104140C0	21	21
Internal Med/Funded	1104140C1	1	0
Internal Med/Harrington	1104140C2	12	12
Internal Med/Urban Health	1104140C3	4	4
Internal Medicine/3-yr MD Path	1104140C4	1	1
Medicine-Preliminary	1104140P0	4	4
Med-Prelim/BPEI	1104140P3	7	7
Neurological Surgery	1104160C0	3	3
Neurology	1104180A0	3	3
Neurology	1104180C0	8	8
Obstetrics-Gynecology	1104220C0	8	8
Orthopaedic Surgery	1104260C0	7	7
Otolaryngology	1104280C0	3	3
Otolaryngology/Research	1104280C1	1	1
Pathology	1104300C0	3	3
Pathology/3-yr MD Path	1104300C1	1	1
Pediatrics	1104320C0	19	19
Pediatrics/3-yr MD Path	1104320C1	2	2
Phys Medicine & Rehab	1104340A0	8	8
Plastic Surgery (Integrated)	1104362C0	2	2
Psychiatry	1104400C0	13	13

# NRMP Program Results 2023 Main Residency Match®

## U Miami/Jackson Health System-FL (Continued)

Psychiatry/3-Yr MD Path	1104400C2	1	1
Interventional Radiology (Integ)	1104416A0	3	3
Radiology-Diagnostic	1104420A0	9	9
Radiation Oncology	1104430A0	2	0
Radiation Oncology	1104430R0	1	1
General Surgery	1104440C0	7	7
Surgery-Preliminary	1104440P1	15	15
Medicine-Pediatrics	1104700C0	5	5

## U South Florida Morsani COM-Tampa

Tampa	Code	Quota	Matched
Dermatology	1109080A0	4	4
Emergency Medicine	1109110C0	10	10
Family Medicine	1109120C0	8	8
Internal Medicine	1109140C0	33	33
Medicine-Preliminary	1109140P0	8	5
Med-Prelim/Dermatology	1109140P1	3	0
Med-Prelim/Radiology	1109140P2	1	1
Med-Prelim/Radiation Onc	1109140P3	0	0
Med-Prelim/Ophthalmology	1109140P4	4	4
Neurological Surgery	1109160C0	2	2
Neurology	1109180C0	8	8
Obstetrics-Gynecology	1109220C0	6	6
Orthopaedic Surgery	1109260C0	4	4
Otolaryngology	1109280C0	3	3
Pathology	1109300C0	3	3
Pediatrics	1109320C0	12	12
Phys Medicine & Rehab	1109340C2	3	3
Plastic Surgery (Integrated)	1109362C0	4	4
Psychiatry	1109400C0	10	10
Interventional Radiology (Integ)	1109416A0	2	2
Radiology-Diagnostic	1109420A0	6	6
Radiation Oncology	1109430A0	3	2
General Surgery	1109440C0	7	7
Surgery-Preliminary	1109440P0	4	3
Vascular Surgery	1109451C0	2	2
Medicine-Pediatrics	1109700C0	6	6

## Wellington Reg Med Ctr-FL

Wellington	Code	Quota	Matched
Internal Medicine	2218140C0	8	8

## Westchester General Hosp Inc-FL

Miami	Code	Quota	Matched
Family Medicine	2342120C0	6	6

## GEORGIA

### AU-UGA Medical Partnership-GA

Athens	Code	Quota	Matched
Internal Medicine	1744140C0	11	11
Medicine-Preliminary	1744140P0	1	1

### AdventHealth Redmond-GA

Rome	Code	Quota	Matched
Internal Medicine	1867140C0	13	13
Transitional	1867999P0	13	13

## Archbold Medical Center

Thomasville	Code	Quota	Matched
Internal Medicine	2324140C0	5	5

## Atlanta Med Ctr-GA

Atlanta	Code	Quota	Matched
Family Medicine	1112120C0	6	6
Internal Medicine	1112140C0	10	10
Orthopaedic Surgery	1112260C0	4	4
General Surgery	1112440C0	3	3
Surgery-Preliminary	1112440P0	2	2

## Atrium Health Navicent Med Ctr-GA

Macon	Code	Quota	Matched
Family Medicine	1120120C0	6	4
Internal Medicine	1120140C0	7	7
Medicine-Preliminary	1120140P0	3	1
Obstetrics-Gynecology	1120220C0	4	4
Pediatrics	1120320C0	3	3
General Surgery	1120440C0	5	5

## Emory Univ SOM-GA

Atlanta	Code	Quota	Matched
Anesthesiology	1113040C0	12	12
Dermatology	1113080A0	6	6
Emergency Medicine	1113110C0	19	19
Family Medicine	1113120C0	10	10
Internal Medicine	1113140C0	44	44
Internal Med/Research	1113140C1	2	2
Medicine-Primary	1113140M0	8	8
Medicine-Preliminary	1113140P1	6	6
Neurological Surgery	1113160C0	4	4
Neurology	1113180A0	9	9
Child Neurology	1113185C0	3	3
Child Neurology	1113185R1	1	1
Obstetrics-Gynecology	1113220C0	9	9
Orthopaedic Surgery	1113260C0	6	6
Otolaryngology	1113280C0	4	4
Pathology	1113300C0	7	7
Pathology/Research	1113300C1	1	1
Pediatrics	1113320C0	25	25
Phys Medicine & Rehab	1113340A0	6	6
Plastic Surgery (Integrated)	1113362C0	2	2
Psychiatry	1113400C0	10	10
Psychiatry/Research	1113400C1	2	2
Interventional Radiology (Integ)	1113416A0	4	4
Radiology-Diagnostic	1113420A0	11	11
Radiology-Diag/Research	1113420A1	2	2
Rad-Diag/Molecular Imaging	1113420A3	1	1
Radiation Oncology	1113430A0	3	3
General Surgery	1113440C0	10	10
Surgery-Preliminary	1113440P0	3	3
Vascular Surgery/Clinical	1113451C0	1	1
Vascular Surgery/Research	1113451C1	1	1
Thoracic Surgery	1113461C0	1	1
Medicine-Psychiatry	1113715C0	2	2
Transitional	1113999P0	8	8
Transitional/Neurology	1113999P2	8	8
Transitional/Radiology	1113999P3	9	9

# NRMP Program Results 2023 Main Residency Match®

## Emory Univ SOM-GA (Continued)

Transitional/Rad Oncology	1113999P5	2	2
---------------------------	-----------	---	---

## Floyd Med Ctr-GA

Rome	Code	Quota	Matched
Family Medicine	1992120C0	9	9

## Gateway Behavioral Hlth Comm Svc-GA

Savannah	Code	Quota	Matched
Psychiatry	2165400C0	7	7

## Hamilton Med Ctr-GA

Dalton	Code	Quota	Matched
Family Medicine	2222120C0	6	6
Internal Medicine	2222140C0	12	12

## Houston Healthcare-GA

Warner Robins	Code	Quota	Matched
Family Medicine	2130120C0	6	6

## Medical College of Georgia

Augusta	Code	Quota	Matched
Anesthesiology	1985040C0	11	11
Anesthesiology	1985040R0	1	1
Dermatology	1985080A0	3	3
Emergency Medicine	1985110C0	4	4
Emergency Medicine/3-yr MD Path	1985110C1	2	2
Family Medicine	1985120C0	11	10
Family Medicine/3-yr MD Path	1985120C2	1	1
Internal Medicine	1985140C0	19	19
Int Med/Research Clinician	1985140C1	1	0
Internal Medicine/3-yr MD Path	1985140C2	1	1
Medicine-Preliminary	1985140P0	6	6
Med-Prelim/Ophthalmology	1985140P1	3	3
Neurological Surgery	1985160C0	1	1
Neurology	1985180C0	6	6
Obstetrics-Gynecology	1985220C0	5	5
Orthopaedic Surgery	1985260C0	4	4
Otolaryngology	1985280C0	3	3
Pathology	1985300C0	3	3
Pediatrics	1985320C0	14	14
Pediatrics/3-yr MD Path	1985320C1	1	1
Psychiatry	1985400C0	7	7
Interventional Radiology (Integ)	1985416A0	1	1
Radiology-Diagnostic	1985420A0	5	5
General Surgery	1985440C0	5	5
Surg-Prelim/Non-designated	1985440P1	2	2

## Memorial Health-Univ Med Ctr-GA

Savannah	Code	Quota	Matched
Family Medicine	1971120C0	3	3
Family Medicine/Augusta	1971120C1	2	1
Internal Medicine	1971140C0	11	11
Obstetrics-Gynecology	1971220C0	4	4
Pediatrics	1971320C0	6	5
Radiology-Diagnostic	1971420A0	4	4
General Surgery	1971440C0	5	5

## Morehouse Sch of Med-GA

Atlanta	Code	Quota	Matched
Family Medicine	2099120C0	6	6
Internal Medicine	2099140C0	26	26
Medicine-Preliminary	2099140P0	4	3
Neurology	2099180C0	3	3
Obstetrics-Gynecology	2099220C0	4	4
Pediatrics	2099320C0	6	5
Psychiatry	2099400C0	5	5
General Surgery	2099440C0	3	3
Surgery-Preliminary	2099440P0	6	0

## Northeast Georgia Med Ctr

Gainesville	Code	Quota	Matched
Emergency Medicine	2166110C0	12	12
Family Medicine	2166120C0	12	12
Internal Medicine	2166140C0	21	21
Medicine-Primary	2166140M0	4	4
Psychiatry	2166400C0	6	6
General Surgery	2166440C0	6	6
Transitional	2166999P0	12	9

## Northside Hospital Gwinnett-GA

Lawrenceville	Code	Quota	Matched
Family Medicine	1796120C0	8	2
Internal Medicine	1796140C0	15	15
Medicine-Preliminary	1796140P0	1	0
Transitional	1796999P0	7	7

## Phoebe Putney Mem Hosp-GA

Albany	Code	Quota	Matched
Family Medicine	1020120C0	8	3

## Piedmont Athens Regional-GA

Athens	Code	Quota	Matched
Internal Medicine	1805140C0	21	21
Transitional	1805999P0	10	6

## Piedmont Columbus Regional-GA

Columbus	Code	Quota	Matched
Family Medicine	1118120C0	10	10

## Piedmont Macon Med Ctr-GA

Macon	Code	Quota	Matched
Emergency Medicine	1972110C0	8	8
Internal Medicine	1972140C0	11	11
Psychiatry	1972400C0	5	5
Transitional	1972999P0	13	13

## South Georgia Med Ctr

Valdosta	Code	Quota	Matched
Internal Medicine	2292140C0	8	8

## South Georgia Med Ed & Res Consortium

Moultrie	Code	Quota	Matched
Family Medicine	2147120C0	4	4
Psychiatry	2147400C0	3	3

## St Francis-Emory Healthcare-GA

Columbus	Code	Quota	Matched
Internal Medicine	2326140C0	10	2

# NRMP Program Results 2023 Main Residency Match®

## WellStar Kennestone Reg Med Ctr-GA

	Code	Quota	Matched
Marietta			
Emergency Medicine	1814110C0	13	7
Family Medicine	1814120C0	8	8
Internal Medicine	1814140C0	17	17
Obstetrics-Gynecology	1814220C0	4	4
Transitional	1814999P0	20	20

## Wellstar Spalding Reg Hosp-GA

	Code	Quota	Matched
Griffin			
Internal Medicine	2328140C0	10	6

## HAWAII

### Hilo Medical Center-HI

	Code	Quota	Matched
Hilo			
Family Medicine	1691120C0	6	6

### Kaiser Permanente Hawaii

	Code	Quota	Matched
Honolulu			
Internal Medicine	1727140C0	5	5

### Tripler Army Med Ctr-HI

	Code	Quota	Matched
Tripler Amc			
Internal Medicine	1431140C0	6	6
Psychiatry	1431400C0	1	1
Radiology-Diagnostic	1431420C0	1	1

## University of Hawaii

	Code	Quota	Matched
Honolulu			
Family Medicine	3350120C0	7	7
Internal Medicine	3350140C0	17	17
Medicine-Primary	3350140M0	2	2
Medicine-Preliminary	3350140P0	2	2
Obstetrics-Gynecology	3350220C0	6	6
Orthopaedic Surgery	3350260C0	1	1
Ortho Surgery/Research	3350260C1	1	1
Pathology	3350300C0	3	3
Pediatrics	3350320C0	8	8
Psychiatry	3350400C0	8	8
General Surgery	3350440C0	5	5

## IDAHO

### Eastern Idaho Reg Med Ctr

	Code	Quota	Matched
Idaho Falls			
Family Medicine	2140120C0	6	6
Internal Medicine	2140140C0	10	3
Psychiatry	2140400C0	4	4

### Full Circle Health-ID

	Code	Quota	Matched
Boise			
Family Medicine/Boise	3039120C0	12	12
Family Medicine/Caldwell	3039120C1	4	4
Family Medicine/Magic Valley	3039120C2	2	1
Family Medicine/Nampa	3039120C3	6	6
Pediatrics	3039320C0	4	4

## Idaho State University

	Code	Quota	Matched
Pocatello			
Family Medicine	1005120C0	8	8
Family Medicine/Rexburg	1005120C1	1	1
Family Medicine/Rupert/Rural	1005120C2	1	1

## Kootenai Health-ID

	Code	Quota	Matched
Coeur D'Alene			
Family Medicine	1593120C0	7	5

## U Washington Boise-ID

	Code	Quota	Matched
Boise			
Internal Medicine	1172140C0	11	11
Medicine-Preliminary	1172140P1	4	4
Psychiatry	1172400C0	4	4

## ILLINOIS

### Advocate Health Care-IL

	Code	Quota	Matched
Downers Grove			
Anesthesiology/AIMMC	2117040C0	6	6
Anesthesiology/AIMMC	2117040R0	8	8
Emergency Medicine/ACMC	2117110C0	14	14
Family Medicine/ACMC	2117120C0	7	7
Family Medicine/AIMMC	2117120C1	8	8
Family Medicine/ALGH	2117120C2	9	9
Internal Medicine/AIMMC	2117140C0	16	16
Internal Medicine/ALGH	2117140C1	19	19
Internal Medicine/ACMC	2117140C2	21	21
Med-Prelim/AIMMC	2117140P0	8	8
Med-Prelim/ALGH	2117140P1	8	8
Medicine-Preliminary/ACMC	2117140P2	3	3
Obstetrics-Gynecology/AIMMC	2117220C0	3	3
Obstetrics-Gynecology/ALGH	2117220C1	4	4
Pediatrics/ACMC	2117320C0	13	13
Pediatrics/ALGH	2117320C1	14	14
Psychiatry/ALGH	2117400C0	4	4
Radiology-Diagnostic/AIMMC	2117420A0	3	3
General Surgery	2117440C0	7	7
Surgery-Preliminary	2117440P0	2	1

### Ascension Resurrection-IL

	Code	Quota	Matched
Chicago			
Emergency Medicine	1937110C0	13	13
Family Medicine	1937120C0	6	6
Transitional	1937999P0	14	14

### Ascension St Alexius-IL

	Code	Quota	Matched
Hoffman Estates			
Obstetrics-Gynecology	2340220C0	6	6

### Ascension St Francis-IL

	Code	Quota	Matched
Evanston			
Internal Medicine	1168140C0	16	16
Medicine-Preliminary	1168140P0	6	6
Transitional	1168999P0	10	8

### Ascension St Joseph-IL

	Code	Quota	Matched
Chicago			
Family Medicine	1405120C0	6	6
Internal Medicine	1405140C0	20	20
Medicine-Preliminary	1405140P0	5	5
Obstetrics-Gynecology	1405220C0	3	3
General Surgery	1405440C0	2	2
Surgery-Preliminary	1405440P0	2	2
Transitional	1405999P0	6	6

# NRMP Program Results 2023 Main Residency Match®

## Ascension St Mary-IL

Chicago	Code	Quota	Matched
Family Medicine	1389120C0	12	12

## Carle Foundation Hosp-IL

Urbana	Code	Quota	Matched
Family Medicine/Urbana	1226120C0	6	6
Family Medicine/Normal	1226120C2	3	2
Internal Medicine	1226140C0	10	10
Int Med/ABIM Research Path	1226140C1	1	1
Medicine-Primary	1226140M0	2	2
Medicine-Preliminary	1226140P0	1	0
Neurology	1226180C0	1	1
Obstetrics-Gynecology	1226220C0	4	4
Psychiatry	1226400C0	4	4
General Surgery	1226440C0	4	3
Vascular Surgery	1226451C0	1	1

## Cook County Health and Hosps Sys-IL

Chicago	Code	Quota	Matched
Anesthesiology	1127040C0	9	9
Dermatology	1127080A0	3	3
Emergency Medicine	1127110C0	17	17
Family Medicine	1127120C0	12	12
Internal Medicine	1127140C0	41	41
Medicine-Primary	1127140M0	4	4
Pediatrics	1127320C0	7	7
Radiology-Diagnostic	1127420A0	4	4

## Franciscan Health Olympia Fields-IL

Olympia Fields	Code	Quota	Matched
Emergency Medicine	1950110C0	8	2
Internal Medicine	1950140C0	16	16
Orthopaedic Surgery	1950260C0	4	4
Radiology-Diagnostic	1950420C0	3	3
General Surgery	1950440C0	3	3

## Hinsdale Hospital-IL

Hinsdale	Code	Quota	Matched
Family Medicine	3006120C0	9	9

## La Grange Mem Hosp-IL

La Grange	Code	Quota	Matched
Family Medicine	3037120C0	7	7

## Lawndale Christian Health Ctr-IL

Chicago	Code	Quota	Matched
Family Medicine	2237120C0	6	6

## Loyola Univ Med Ctr-IL

Maywood	Code	Quota	Matched
Anesthesiology	1170040C0	13	13
Dermatology	1170080A0	4	4
Emergency Medicine	1170110C0	6	6
Internal Medicine	1170140C0	34	34
Medicine-Preliminary	1170140P0	5	5
Neurological Surgery	1170160C0	1	1
Neurology	1170180C0	6	6
Obstetrics-Gynecology	1170220C0	5	5
Orthopaedic Surgery	1170260C0	5	5
Otolaryngology	1170280C0	3	3

Pathology	1170300C0	4	4
Pediatrics	1170320C0	10	10
Plastic Surgery (Integrated)	1170362C0	1	1
Psychiatry	1170400C0	6	6
Radiology-Diagnostic	1170420A0	7	7
Radiation Oncology	1170430A0	2	1
General Surgery	1170440C0	6	6
Surgery-Preliminary	1170440P0	11	6
Vascular Surgery	1170451C0	1	1
Medicine-Pediatrics	1170700C0	4	4

## MacNeal Hospital-IL

Berwyn	Code	Quota	Matched
Family Medicine	1121120C0	11	9
Internal Medicine	1121140C0	14	14
Transitional	1121999P0	12	9
Transitional/Ophthalmology	1121999P1	4	4

## Marianjoy Rehab Hosp-IL

Wheaton	Code	Quota	Matched
Phys Medicine & Rehab	1103340A0	6	6

## Mercyhealth GME Consortium-IL

Rockford	Code	Quota	Matched
Family Medicine	2163120C0	10	10
Internal Medicine	2163140C0	13	13

## Mt Sinai Hosp Med Ctr-IL

Chicago	Code	Quota	Matched
Medicine-Preliminary	1144140P0	3	3
Obstetrics-Gynecology	1144220C0	4	4

## Northwestern McGaw/Lurie Childrens-IL

Chicago	Code	Quota	Matched
Child Neurology	1842185C0	3	3
Pediatrics	1842320C0	33	33

## Northwestern McGaw/NMH/VA-IL

Chicago	Code	Quota	Matched
Anesthesiology/3 Yr	2247040A0	8	8
Anesthesiology/4 Yr	2247040C0	15	15
Dermatology	2247080A0	6	6
Emergency Medicine	2247110C0	15	15
Family Med/Erie-Swedish	2247120C0	8	8
Family Med/Lake Forest	2247120C1	8	8
Family Med/Delnor	2247120C2	8	8
Internal Medicine	2247140C0	34	34
Internal Medicine/PSTP	2247140C1	4	4
Medicine-Preliminary	2247140P0	1	1
Med-Prelim/Neurology	2247140P1	10	10
Neurological Surgery	2247160C0	3	3
Neurology	2247180A0	10	10
Obstetrics-Gynecology	2247220C0	12	12
Orthopaedic Surgery	2247260C0	6	6
Otolaryngology	2247280C0	4	4
Pathology	2247300C0	5	5
Pathology/Investigator Trk	2247300C1	1	1
Plastic Surgery (Integrated)	2247362C0	3	3
Psychiatry	2247400C0	8	8
Psychiatry/Research	2247400C1	1	1
Interventional Radiology (Integ)	2247416A0	2	2

# NRMP Program Results 2023 Main Residency Match®

## Northwestern McGaw/NMH/VA-IL (Continued)

Radiology-Diagnostic	2247420A0	10	10
Radiation Oncology/4 yr	2247430A0	2	2
General Surgery	2247440C0	6	6
Surgery-Preliminary	2247440P0	4	3
Vascular Surgery	2247451C0	1	1
Thoracic Surgery	2247461C0	1	1
Medicine-Dermatology	2247785C0	1	1

## Northwestern McGaw/RIC-IL

Chicago	Code	Quota	Matched
Phys Medicine & Rehab	2155340A0	8	8
Phys Medicine & Rehab	2155340C0	4	4

## Quincy Fam Prac Ctr-IL

Quincy	Code	Quota	Matched
Family Medicine	2026120C0	6	6

## RFUMS/Chicago Medical School-IL

North Chicago	Code	Quota	Matched
Internal Medicine	3053140C0	10	10
Internal Medicine/McHenry	3053140C1	12	12
Psychiatry	3053400C0	8	8

## Riverside Medical Ctr-IL

Kankakee	Code	Quota	Matched
Internal Medicine	2177140C0	5	5
Psychiatry	2177400C0	3	3

## Rush University Med Ctr-IL

Chicago	Code	Quota	Matched
Anesthesiology	1147040C0	16	16
Anesthesiology	1147040R0	4	4
Dermatology	1147080A0	2	2
Emergency Medicine	1147110C0	12	12
Family Medicine	1147120C0	8	5
Internal Medicine	1147140C0	34	34
Neurological Surgery	1147160C0	2	2
Neurology	1147180C0	9	9
Obstetrics-Gynecology	1147220C0	6	6
Orthopaedic Surgery	1147260C0	5	5
Otolaryngology	1147280C0	2	2
Pathology	1147300C0	5	5
Pediatrics	1147320C0	11	11
Phys Medicine & Rehab	1147340C0	4	4
Plastic Surgery (Integrated)	1147362C0	2	2
Psychiatry	1147400C0	8	8
Interventional Radiology (Integ)	1147416C0	4	4
Radiology-Diagnostic	1147420A0	5	5
General Surgery	1147440C0	9	9
Medicine-Pediatrics	1147700C0	4	4

## Rush-Copley Mem Hosp-IL

Aurora	Code	Quota	Matched
Family Medicine	1323120C0	4	1

## SIU Carbondale-IL

Carbondale	Code	Quota	Matched
Family Medicine	2948120C0	6	6

## SIU Decatur-IL

Decatur	Code	Quota	Matched
Family Medicine	2016120C0	5	1

## SIU SOM & Affil Hosps-IL

Springfield	Code	Quota	Matched
Dermatology	2922080C0	3	3
Emergency Medicine	2922110C0	8	8
Family Medicine	2922120C0	10	10
Family Medicine/Alton	2922120C1	6	6
Internal Medicine	2922140C0	16	16
Neurological Surgery	2922160C0	1	1
Neurology	2922180C0	4	4
Obstetrics-Gynecology	2922220C0	4	4
Orthopaedic Surgery	2922260C0	3	3
Otolaryngology	2922280C0	2	2
Pediatrics	2922320C0	8	8
Plastic Surgery (Integrated)	2922362C0	2	2
Psychiatry	2922400C0	6	6
Radiology-Diagnostic	2922420C0	4	4
General Surgery	2922440C0	4	4
Vascular Surgery	2922451C0	1	1
Medicine-Psychiatry	2922715C0	2	2

## Schwab Rehab Hosp-IL

Chicago	Code	Quota	Matched
Phys Medicine & Rehab	1339340A0	5	5

## Swedish Hospital-IL

Chicago	Code	Quota	Matched
Emergency Medicine	1159110C0	3	0
Family Medicine	1159120C1	5	5
Internal Medicine	1159140C0	10	10

## U Illinois COM-Chicago

Chicago	Code	Quota	Matched
Anesthesiology	1150040C0	13	13
Dermatology	1150080A0	4	4
Emergency Medicine	1150110C0	15	15
Family Medicine/UIH	1150120C1	8	8
Family Med/Gibson City	1150120C2	1	0
Internal Medicine/UIH	1150140C1	32	32
Med-Prelim/UIH	1150140P0	14	11
Neurological Surgery	1150160C0	1	1
Neurology	1150180C0	6	6
Obstetrics-Gynecology	1150220C0	7	7
Orthopaedic Surgery	1150260C0	6	6
Otolaryngology	1150280C0	3	3
Pathology	1150300C1	5	5
Pediatrics	1150320C0	12	12
Pediatrics/Internationally Funded	1150320C1	0	0
Plastic Surgery (Integrated)	1150362C0	2	2
Psychiatry	1150400C0	10	10
Psychiatry/Research	1150400C2	0	0
Interventional Radiology (Integ)	1150416A0	2	2
Radiology-Diagnostic	1150420A0	4	4
General Surgery	1150440C0	7	7
Surg-Prelim/Undesignated	1150440P1	9	2
Medicine-Pediatrics	1150700C0	4	4
Medicine-Emergency Med	1150705C0	3	3

# NRMP Program Results 2023 Main Residency Match®

## U Illinois COM-Peoria OSF

Peoria	Code	Quota	Matched
Emergency Medicine	1175110C0	14	14
Family Medicine	1175120C0	6	6
Internal Medicine	1175140C0	12	12
Neurological Surgery	1175160C0	2	1
Neurology	1175180C0	4	4
Obstetrics-Gynecology	1175220C0	4	4
Pediatrics	1175320C0	12	11
Radiology-Diagnostic	1175420C0	6	6
General Surgery	1175440C0	4	4
Medicine-Pediatrics	1175700C0	8	8
Transitional	1175999P0	6	6

## U Illinois COM-Peoria UPHM

Peoria	Code	Quota	Matched
Family Medicine	2267120C0	10	10
Psychiatry	2267400C0	5	5

## U Illinois COM-Rockford

Rockford	Code	Quota	Matched
Family Medicine	2268120C0	8	8
Family Med/Dixon Rural	2268120C1	2	0
Family Medicine/Monroe	2268120C2	3	3

## UIC/Mt Sinai Hosp Med Ctr-IL

Chicago	Code	Quota	Matched
General Surgery	1287440C0	3	3
Surgery-Preliminary	1287440P0	2	0

## Univ of Chicago Med Ctr-IL

Chicago	Code	Quota	Matched
Anesthesiology	1160040A0	5	5
Anesthesiology/UCM Prelim	1160040C0	13	13
Dermatology	1160080A0	3	3
Emergency Medicine	1160110C0	19	19
Family Medicine/NorthShore	1160120C0	6	6
Internal Medicine	1160140C0	29	29
Int Med/MD Scientist	1160140C1	5	5
Internal Medicine/NorthShore	1160140C2	16	16
Medicine-Preliminary	1160140P0	4	4
Med-Prelim/NorthShore	1160140P2	14	14
Med-Prelim/Neurology-NShore	1160140P3	6	6
Med-Prelim/Neurology	1160140P5	2	2
Med-Prelim/Anesthesia-NShore	1160140P7	2	2
Neurological Surgery	1160160C0	2	2
Neurology	1160180A0	8	8
Child Neurology	1160185C0	2	2
Obstetrics-Gynecology	1160220C0	7	7
Orthopaedic Surgery	1160260C0	5	5
Otolaryngology	1160280C0	3	3
Pathology	1160300C0	5	5
Pathology/NorthShore	1160300C2	3	3
Pediatrics	1160320C0	20	20
Pediatrics/Med Education	1160320C1	0	0
Pediatrics/Health Services	1160320C4	1	1
Plastic Surgery (Integrated)	1160362C0	3	3
Psychiatry	1160400C0	7	7
Interventional Radiology (Integ)	1160416A0	2	2
Radiology-Diagnostic	1160420A0	7	7

Radiology-Diagnostic	1160420R0	2	2
Radiation Oncology	1160430A0	3	1
Radiation and Cellular Oncology	1160430R0	2	1
General Surgery	1160440C0	7	7
Surgery-Preliminary	1160440P2	2	2
Medicine-Pediatrics	1160700C0	4	4

## Weiss Memorial Hospital-IL

Chicago	Code	Quota	Matched
Transitional	1846999P0	8	8

## West Suburban Med Ctr-IL

Oak Park	Code	Quota	Matched
Family Medicine	1173120C0	10	5

## INDIANA

### Ascension St Vincent Hosp-IN

Indianapolis	Code	Quota	Matched
Family Medicine	1189120C0	8	8
Internal Medicine	1189140C0	16	16
Obstetrics-Gynecology	1189220C0	5	5
Pediatrics	1189320C0	6	6
General Surgery	1189440C0	3	3
Transitional	1189999P0	18	18

### Community Health Network-IN

Indianapolis	Code	Quota	Matched
Family Medicine	3027120C0	10	10
Family Med/South Hospital	3027120C1	4	4
Psychiatry	3027400C0	6	6

### Deaconess Hospital-IN

Evansville	Code	Quota	Matched
Family Medicine	3029120C0	8	8

### Franciscan Health-IN

Indianapolis	Code	Quota	Matched
Family Medicine	2963120C0	9	9

### Ft Wayne Med Ed Prog-IN

Fort Wayne	Code	Quota	Matched
Family Medicine	1178120C0	8	6

### Indiana University SOM

Indianapolis	Code	Quota	Matched
Anesthesiology	1187040A0	24	24
Anesthesiology	1187040C0	4	4
Anesthesiology	1187040R1	3	3
Dermatology	1187080A0	2	2
Dermatology	1187080C0	2	2
Emergency Med/Indianapolis	1187110C0	21	21
Family Med/Indianapolis	1187120C0	13	13
Family Medicine/Arnett	1187120C2	5	5
Family Medicine/Jasper	1187120C3	5	4
Family Med/Ball Memorial	1187120C4	8	8
Internal Med/Indianapolis	1187140C0	35	35
Internal Med/SW Indiana	1187140C1	16	16
Internal Med/Ball Memorial	1187140C2	8	8
Med-Prelim/SW Indiana	1187140P0	8	8
Neurological Surgery	1187160C0	3	3
Neurology	1187180C0	10	10
Child Neurology	1187185C0	2	2



# NRMP Program Results 2023 Main Residency Match®

## Indiana University SOM (Continued)

Neurodevelopmental Disabilities	1187186C0	2	2
Obstetrics-Gynecology	1187220C0	10	10
Orthopaedic Surgery	1187260C0	5	5
Ortho Surgery/Research	1187260C1	1	1
Otolaryngology-Clinical	1187280C0	4	4
Pathology	1187300C0	7	7
Pediatrics	1187320C0	23	23
Pediatrics/Research	1187320C1	2	2
Phys Medicine & Rehab	1187340A0	4	4
Plastic Surgery (Integrated)	1187362C0	2	2
Psychiatry/Indianapolis	1187400C0	8	8
Psychiatry/Vincennes	1187400C1	6	6
Psychiatry/Merrillville	1187400C2	4	4
Psychiatry/CAP-Indianapolis	1187400C3	2	2
Interventional Radiology (Integ)	1187416A0	2	2
Radiology-Diagnostic	1187420A0	9	9
Radiology-Diagnostic	1187420C0	2	2
Radiation Oncology	1187430A0	2	0
General Surgery	1187440C0	10	10
Surgery-Preliminary	1187440P0	6	4
Vascular Surgery	1187451C0	1	1
Thoracic Surgery	1187461C0	1	1
Medicine-Pediatrics	1187700C0	14	14
Pediatrics-Emergency Med	1187725C0	2	2
Peds/Psych/Child Psych	1187730C0	3	3
Pediatrics-Medical Genetics	1187765C0	1	0
Transitional/Methodist	1187999P0	15	15
Transitional/Ball Memorial	1187999P1	11	11

## Memorial Hospital-IN

South Bend			
Family Medicine	Code	Quota	Matched
	1193120C0	10	10

## Parkview Health-IN

Fort Wayne			
Internal Medicine	Code	Quota	Matched
	2306140C0	15	15
General Surgery	2306440C0	4	4
Transitional	2306999P0	12	8

## St Josephs Reg Med Ctr-IN

Mishawaka			
Family Medicine	Code	Quota	Matched
	1194120C0	9	9

## Union Hospital-IN

Terre Haute			
Family Medicine	Code	Quota	Matched
	3007120C0	7	7

## IOWA

### Broadlawns Med Ctr-IA

Des Moines			
Family Medicine	Code	Quota	Matched
	1199120C0	8	8
Transitional	1199999P0	4	4

### Central Iowa Health System

Des Moines			
Family Medicine/Lutheran-DSM	Code	Quota	Matched
	1201120C0	6	6
Family Med/Allen-Waterloo	1201120C1	3	3
Internal Medicine/IA Methodist	1201140C0	9	9
Med-Prelim/IA Methodist	1201140P0	2	2

Pediatrics/Blank Childrens	1201320C0	7	7
General Surgery/IA Methodist	1201440C0	4	4
Surg-Prelim/IA Methodist	1201440P0	2	0
Transitional/IA Methodist	1201999P0	4	4

## Genesis Quad Cities-IA

Davenport			
Family Medicine	Code	Quota	Matched
	2969120C0	6	6

## Mercy Med Ctr-Des Moines-IA

Des Moines			
Family Medicine	Code	Quota	Matched
	1346120C0	8	5
Family Medicine/Rural	1346120C1	2	1
Internal Medicine	1346140C0	10	10
Medicine-Primary	1346140M0	3	3
Psychiatry	1346400C0	4	4
General Surgery	1346440C1	4	4

## MercyOne North Iowa Med Ctr

Mason City			
Family Medicine	Code	Quota	Matched
	2015120C0	6	4
Family Medicine/Waterloo	2015120C1	5	3
Internal Medicine	2015140C0	6	6

## Siouxland Med Ed Fdn-IA

Sioux City			
Family Medicine	Code	Quota	Matched
	3022120C0	6	2

## U Iowa Hosps and Clinics

Iowa City			
Anesthesiology	Code	Quota	Matched
	1203040C0	15	15
Dermatology	1203080A0	5	5
Emergency Medicine	1203110C0	10	10
Family Medicine	1203120C0	8	8
Internal Medicine	1203140C0	23	23
Medicine-Preliminary	1203140P0	3	3
Med-Prelim/Ophthalmology	1203140P2	5	5
Neurological Surgery	1203160C0	2	2
Neurology	1203180C0	8	8
Child Neurology	1203185C0	2	2
Obstetrics-Gynecology	1203220C0	4	4
Obstetrics-Gynecology/Rural	1203220C1	2	2
Orthopaedic Surgery	1203260C0	7	7
Otolaryngology	1203280C0	3	3
Otolaryngology/Research	1203280C1	2	2
Pathology	1203300C0	6	6
Pediatrics	1203320C0	15	15
Plastic Surgery (Integrated)	1203362C0	1	1
Psychiatry	1203400C0	9	9
Interventional Radiology (Integ)	1203416C0	1	1
Radiology-Diagnostic	1203420A0	3	3
Radiology-Diagnostic	1203420C0	4	4
Radiation Oncology	1203430A0	2	2
General Surgery	1203440C0	7	7
Surgery-Preliminary	1203440P3	2	1
Vascular Surgery	1203451C0	1	1
Thoracic Surgery	1203461C0	1	1
Medicine-Psychiatry	1203715C0	2	2
Psychiatry-Family Med	1203720C0	2	2

# NRMP Program Results 2023 Main Residency Match®

## UnityPoint Broadlawns-IA

	Code	Quota	Matched
Des Moines			
Psychiatry	2184400C0	4	4

## KANSAS

### U Kansas SOM-Kansas City

Kansas City	Code	Quota	Matched
Anesthesiology	1208040C0	10	10
Dermatology	1208080A0	5	5
Emergency Medicine	1208110C0	10	6
Family Medicine	1208120C0	9	9
Family Medicine/KU-CHCSEK Rura	1208120C3	2	2
Internal Medicine	1208140C0	23	23
Medicine-Preliminary	1208140P0	2	2
Med-Prelim/PM&R	1208140P1	2	2
Med-Prelim/Radiology	1208140P3	4	4
Med-Prelim/Dermatology	1208140P5	1	1
Med-Prelim/Radiation Onc	1208140P6	1	1
Med-Prelim/Ophthalmology	1208140P7	3	3
Med-Prelim/Int Radiology	1208140P8	1	1
Neurological Surgery	1208160C0	2	2
Neurology	1208180C0	8	8
Neurology	1208180R0	1	1
Obstetrics-Gynecology	1208220C0	5	5
Orthopaedic Surgery	1208260C0	4	4
Otolaryngology	1208280C0	4	4
Pathology	1208300C0	4	4
Pathology/Military Funded	1208300C1	1	0
Phys Medicine & Rehab	1208340A0	4	4
Plastic Surgery (Integrated)	1208362C0	2	2
Psychiatry	1208400C0	9	9
Interventional Radiology (Integ)	1208416A0	2	2
Radiology-Diagnostic	1208420A0	5	5
Radiation Oncology	1208430A0	1	1
General Surgery	1208440C0	5	5
Medicine-Psychiatry	1208715C0	2	2

### U Kansas SOM-Wichita

Wichita	Code	Quota	Matched
Anesthesiology	3054040C0	5	5
Family Med/Via Christi	3054120C0	18	18
Family Med/Smoky Hill	3054120C1	6	6
Family Med/Wesley	3054120C2	9	9
Internal Medicine	3054140C0	12	12
Medicine-Preliminary	3054140P0	5	5
Obstetrics-Gynecology	3054220C0	5	5
Orthopaedic Surgery	3054260C0	4	4
Pediatrics	3054320C0	5	3
Psychiatry	3054400C0	6	6
Radiology-Diagnostic	3054420A0	4	4
General Surgery	3054440C0	7	7
Surgery-Preliminary	3054440P0	1	1
Medicine-Pediatrics	3054700C0	3	3

## KENTUCKY

### Appalachian Regional Healthcare-KY

Lexington	Code	Quota	Matched
Internal Medicine	2227140C0	7	7

## Baptist Health Deaconess-KY

Madisonville	Code	Quota	Matched
Family Medicine	2912120C0	6	6

## Lake Cumberland Regional Hosp-KY

Somerset	Code	Quota	Matched
Family Medicine	2373120C0	6	4
Internal Medicine	2373140C0	7	6

## St Elizabeth Med Ctr-KY

Edgewood	Code	Quota	Matched
Family Medicine	1213120C0	10	10

## U Kentucky Med Ctr

Lexington	Code	Quota	Matched
Anesthesiology	1848040C0	16	16
Emergency Medicine	1848110C0	13	13
Family Medicine	1848120C0	6	6
Family Med/East Kentucky	1848120C1	4	2
Family Med/Rural-Morehead	1848120C3	4	4
Internal Medicine	1848140C0	21	21
Int Med/Bowling Green	1848140C1	7	7
Medicine-Primary	1848140M0	6	6
Medicine-Preliminary	1848140P0	4	3
Neurological Surgery	1848160C0	2	2
Neurology	1848180C0	7	7
Child Neurology	1848185C0	2	2
Obstetrics-Gynecology	1848220C0	5	5
Ob-Gyn/Bowling Green	1848220C1	3	3
Orthopaedic Surgery	1848260C0	5	5
Otolaryngology	1848280C0	4	4
Pathology	1848300C0	4	4
Pediatrics	1848320C0	12	12
Phys Medicine & Rehab	1848340C0	5	5
Plastic Surgery (Integrated)	1848362C0	2	2
Psychiatry	1848400C0	4	4
Psychiatry/Adult Child Integ	1848400C2	2	2
Radiology-Diagnostic	1848420A0	8	8
Radiation Oncology	1848430A0	2	0
General Surgery	1848440C0	8	8
General Surgery/Bowling Green	1848440C1	2	2
Surgery-Preliminary	1848440P0	17	0
Thoracic Surgery	1848461C0	1	1
Medicine-Pediatrics	1848700C0	6	6
Medicine-Psychiatry	1848715C0	2	2
Peds/Psych/Child Psych	1848730C0	2	2
Transitional/Bowling Green	1848999P0	12	12

## U Louisville SOM-KY

Louisville	Code	Quota	Matched
Anesthesiology	1217040C0	11	11
Dermatology	1217080A0	2	2
Emergency Medicine	1217110C0	12	12
Family Medicine	1217120C0	8	8
Family Med/Glasgow	1217120C1	4	4
Family Med/Owensboro	1217120C2	6	4
Internal Medicine	1217140C0	24	24
Medicine-Preliminary	1217140P0	12	11
Med-Prelim/Ophthalmology	1217140P1	4	4
Neurological Surgery	1217160C0	2	2

# NRMP Program Results 2023 Main Residency Match®

## U Louisville SOM-KY (Continued)

Neurology	1217180A0	2	2
Neurology	1217180C0	6	6
Child Neurology	1217185C0	3	3
Obstetrics-Gynecology	1217220C0	6	6
Orthopaedic Surgery	1217260C0	5	5
Otolaryngology	1217280C0	3	3
Pathology	1217300C0	3	3
Pediatrics	1217320C0	24	24
Phys Medicine & Rehab	1217340A0	4	4
Plastic Surgery (Integrated)	1217362C0	2	2
Psychiatry	1217400C0	9	9
Radiology-Diagnostic	1217420A0	6	6
Radiation Oncology	1217430A0	1	0
General Surgery	1217440C0	9	9
Surg-Prelim/Non-Desig	1217440P1	2	0
Medicine-Pediatrics	1217700C0	5	5

General Surgery	1224440C0	11	11
Surgery-Preliminary	1224440P3	8	4
Vascular Surgery	1224451C0	2	2
Medicine-Pediatrics	1224700C0	6	6
Medicine-Emergency Med	1224705C0	2	2
Pediatrics-Emergency Med	1224725C0	2	2

## LSUHSC University Hosps & Clinics-LA

Lafayette	Code	Quota	Matched
Family Medicine	1225120C0	9	7
Internal Medicine	1225140C0	9	9
Medicine-Preliminary	1225140P0	1	1

## LSUHSC-Lake Charles-LA

Lake Charles	Code	Quota	Matched
Family Medicine	1278120C0	7	6

## LSUHSC-Shreveport-LA

Shreveport	Code	Quota	Matched
Anesthesiology	1232040C0	8	8
Emergency Medicine	1232110C0	9	9
Family Medicine	1232120C0	6	6
Family Med/N Caddo	1232120C1	3	2
Family Med/Monroe	1232120C3	8	8
Internal Medicine	1232140C0	26	26
Medicine-Preliminary	1232140P0	1	1
Med-Prelim/Ophthalmology	1232140P1	4	4
Neurological Surgery	1232160C0	2	2
Neurology	1232180C0	5	5
Neurology	1232180R0	1	0
Obstetrics-Gynecology	1232220C0	7	7
Orthopaedic Surgery	1232260C0	4	4
Otolaryngology	1232280C0	3	3
Pathology	1232300C0	3	3
Pediatrics	1232320C0	8	8
Psychiatry	1232400C0	7	7
Psychiatry/Child/Adult Psych	1232400C1	2	2
Interventional Radiology (Integ)	1232416C0	1	1
Radiology-Diagnostic	1232420C0	5	5
General Surgery	1232440C0	5	5
Surgery-Preliminary	1232440P1	4	1
Medicine-Pediatrics	1232700C0	5	5
Emergency Med-Family Med	1232795C0	2	2

## Ochsner Clinic Foundation-LA

New Orleans	Code	Quota	Matched
Anesthesiology	1966040C0	11	11
Emergency Medicine	1966110C0	9	9
Internal Medicine	1966140C0	17	17
Medicine-Primary	1966140M0	2	1
Medicine-Preliminary	1966140P0	1	1
Neurology	1966180C0	3	3
Obstetrics-Gynecology	1966220C0	6	6
Orthopaedic Surgery	1966260C0	3	3
Radiology-Diagnostic	1966420C0	5	5
Radiology-Diagnostic	1966420R0	1	1
General Surgery	1966440C0	7	7

## Our Lady of the Lake Reg Med Ctr-LA

Baton Rouge	Code	Quota	Matched
Pediatrics	1421320C0	12	12

## LOUISIANA

### Baton Rouge Gen Med Ctr-LA

Baton Rouge	Code	Quota	Matched
Family Medicine	1139120C0	8	8
Internal Medicine	1139140C0	12	12

### East Jefferson Gen Hosp-LA

Metairie	Code	Quota	Matched
Family Medicine	1404120C0	6	6

### LSU SOM-Baton Rouge-LA

Baton Rouge	Code	Quota	Matched
Emergency Medicine	1221110C0	12	12
Internal Medicine	1221140C0	12	12
Medicine-Preliminary	1221140P0	4	4
Obstetrics-Gynecology	1221220C0	4	4
Psychiatry	1221400C0	8	8

### LSU SOM-New Orleans-LA

New Orleans	Code	Quota	Matched
Anesthesiology	1224040C0	7	7
Dermatology	1224080A0	5	5
Emergency Medicine	1224110C0	12	12
Family Medicine	1224120C0	6	6
Family Med/Rural-Bogalusa	1224120C1	7	4
Internal Medicine	1224140C0	18	18
Medicine-Preliminary	1224140P0	4	4
Neurological Surgery	1224160C0	1	1
Neurology	1224180C0	4	4
Child Neurology	1224185C0	1	1
Child Neurology	1224185R0	1	0
Obstetrics-Gynecology	1224220C0	6	6
Orthopaedic Surgery	1224260C0	4	4
Otolaryngology	1224280C0	4	4
Pathology	1224300C0	3	3
Pediatrics	1224320C0	14	14
Phys Medicine & Rehab	1224340C0	6	6
Plastic Surgery (Integrated)	1224362C0	2	2
Psychiatry	1224400C0	11	11
Interventional Radiology (Integ)	1224416A0	2	2
Radiology-Diagnostic	1224420A0	5	5

# NRMP Program Results 2023 Main Residency Match®

## Rapides Reg Med Ctr-LA

	Code	Quota	Matched
Shreveport			
Family Medicine	1273120C0	6	6

## St Francis Med Ctr-LA

	Code	Quota	Matched
Monroe			
Internal Medicine	2352140C0	15	15

## Tulane Univ SOM-LA

	Code	Quota	Matched
New Orleans			
Anesthesiology	3073040C0	6	6
Dermatology	3073080A0	4	4
Internal Medicine	3073140C0	31	31
Int Med-Primary Care	3073140C1	0	0
Internal Medicine/Research	3073140C2	0	0
Medicine-Preliminary	3073140P0	7	7
Neurological Surgery	3073160C0	2	2
Neurology	3073180C0	5	5
Obstetrics-Gynecology	3073220C0	6	6
Orthopaedic Surgery	3073260C0	4	4
Otolaryngology	3073280C0	3	3
Pathology	3073300C0	3	3
Pediatrics	3073320C0	8	8
Pediatrics/Research	3073320C1	1	1
Psychiatry	3073400C0	7	7
Radiology-Diagnostic	3073420C0	5	5
General Surgery	3073440C0	5	5
Surg-Prelim/Non-Designated	3073440P1	4	1
Medicine-Pediatrics	3073700C0	6	6
Medicine-Psychiatry	3073715C0	2	2
Peds/Psych/Child Psych	3073730C0	2	2

## Willis-Knighton Health System-LA

	Code	Quota	Matched
Shreveport			
Internal Medicine	2313140C0	9	9
General Surgery	2313440C0	3	3

## MAINE

### Central Maine Med Ctr

	Code	Quota	Matched
Lewiston			
Family Medicine	2327120C0	7	2

### Eastern Maine Med Ctr

	Code	Quota	Matched
Bangor			
Family Medicine	2520120C0	10	4

### Maine Med Ctr

	Code	Quota	Matched
Portland			
Anesthesiology	1236040C0	8	8
Emergency Medicine	1236110C0	10	10
Family Medicine	1236120C0	7	7
Internal Medicine	1236140C0	12	12
Internal Medicine/Geriatrics	1236140C1	1	1
Medicine-Primary/Rural	1236140M0	1	1
Neurology	1236180C0	3	3
Obstetrics-Gynecology	1236220C0	4	4
Pediatrics	1236320C0	8	8
Psychiatry	1236400C0	4	4
Psychiatry/Comb General-Child	1236400C1	1	1
Psychiatry/Rural	1236400C2	2	2

Interventional Radiology (Integ)	1236416C0	1	1
Radiology-Diagnostic	1236420C0	3	3
General Surgery	1236440C0	4	4
Surgery-Preliminary	1236440P0	1	0
Vascular Surgery	1236451C0	1	1
Medicine-Pediatrics	1236700C0	4	4

## Maine-Dartmouth Family Med

	Code	Quota	Matched
Augusta			
Family Medicine	2956120C0	10	10

## MARYLAND

### Anne Arundel Med Ctr-MD

	Code	Quota	Matched
Annapolis			
Internal Medicine	1942140C0	15	15
Obstetrics-Gynecology	1942220C0	4	4
General Surgery	1942440C0	3	3

### Greater Baltimore Med Ctr-MD

	Code	Quota	Matched
Baltimore			
Internal Medicine	1241140C0	10	10
Medicine-Preliminary	1241140P0	4	3

### Johns Hopkins Hosp-MD

	Code	Quota	Matched
Baltimore			
Anesthesiology	1242040A0	21	21
Anesthesiology/Critical Care	1242040A1	2	2
Anesthesiology/Research	1242040A2	1	1
Anesthesiology	1242040R0	3	3
Dermatology	1242080A0	6	6
Dermatology/Research	1242080A1	1	1
Emergency Medicine	1242110C0	12	12
Internal Medicine	1242140C0	40	40
Internal Medicine/PSTP	1242140C2	4	4
Medicine-Primary	1242140M0	4	4
Medicine-Preliminary	1242140P0	1	1
Neurological Surgery	1242160C0	4	4
Neurology	1242180A0	10	10
Neurology	1242180R0	1	1
Child Neurology	1242185C0	4	4
Neurodevelopmental Disabilities	1242186A0	1	1
Neurodevelopmental Disabilities	1242186C0	1	1
Neurodevelopmental Disabilities	1242186R0	2	2
Obstetrics-Gynecology	1242220C0	9	9
Orthopaedic Surgery	1242260C0	6	6
Orthopaedic Surgery/T32 Research	1242260C1	1	1
Otolaryngology	1242280C0	2	2
Otolaryngology/T32 Research	1242280C1	2	2
Pathology-AP/CP or AP Only	1242300C0	6	6
Pathology/CP Only	1242300C1	1	1
Pathology-AP/NP	1242300C2	1	1
Pediatrics	1242320C0	19	19
Pediatrics/Research	1242320C1	2	1
Peds/Health Equity-Urban Health	1242320C2	2	2
Pediatrics/Global Health	1242320C3	2	2
Peds-Prelim/NDD	1242320P2	1	0
Phys Medicine & Rehab	1242340A0	8	8
Plastic Surgery (Integrated)	1242362C0	4	4
Psychiatry	1242400C0	10	10
Psychiatry/Peds	1242400C1	1	1

# NRMP Program Results 2023 Main Residency Match®

## Johns Hopkins Hosp-MD (Continued)

Interventional Radiology (Integ)	1242416A0	3	3
Radiology-Diagnostic	1242420A0	9	9
Radiation Oncology	1242430A0	4	4
General Surgery	1242440C0	6	6
Surgery-Preliminary	1242440P0	8	8
Surg-Prelim/Designated	1242440P1	5	3
Medicine-Pediatrics	1242700C0	4	4
Pediatrics-Anesthesiology	1242726C0	2	2
Pediatrics-Medical Genetics	1242765C0	1	1
Medicine-Medical Genetics	1242766C0	0	0
Radiology-Nuclear Medicine	1242770A0	1	1
Emergency Med-Anesthesiology	1242796C0	1	0

## Johns Hopkins/Bayview-MD

Baltimore	Code	Quota	Matched
Internal Medicine	1237140C0	9	9
Medicine-Primary	1237140M0	7	7
Medicine-Preliminary	1237140P0	1	1
Med-Prelim/Neurology	1237140P1	5	5

## Kaiser Permanente Mid-Atlantic-MD

Rockville	Code	Quota	Matched
Internal Medicine	2219140C0	6	6

## MedStar Franklin Square Med Ctr-MD

Baltimore	Code	Quota	Matched
Family Medicine	1240120C0	7	7
General Surgery	1240440C0	3	3
Surgery-Preliminary	1240440P0	4	2
Family Med-Preventive Med	1240752C0	1	1

## MedStar Union Memorial Hosp-MD

Baltimore	Code	Quota	Matched
Internal Medicine	1251140C0	43	43
Medicine-Preliminary	1251140P0	9	9
Med-Prelim/Neurology-JHU	1251140P3	4	4
Med-Prelim/Radiology-GT	1251140P4	1	1
Med-Prelim/Anesthesiology-JHU	1251140P5	2	2
Orthopaedic Surgery	1251260C0	3	3

## Meritus Medical Center-MD

Hagerstown	Code	Quota	Matched
Family Medicine	2274120C0	6	4

## Natl Insts of Health-MD

Bethesda	Code	Quota	Matched
Neurological Surgery	2006160C0	1	1
Pathology	2006300C0	3	3

## Sinai Hospital of Baltimore-MD

Baltimore	Code	Quota	Matched
Internal Medicine	1249140C0	16	16
Medicine-Preliminary	1249140P0	4	4
Med-Prelim/Anesthesiology	1249140P1	2	2
Med-Prelim/KEI	1249140P2	3	3
Obstetrics-Gynecology	1249220C0	3	3
Orthopaedic Surgery	1249260C0	2	2
Pediatrics	1249320C0	8	8
Phys Medicine & Rehab	1249340A0	4	4
General Surgery	1249440C0	4	4

## St Agnes Hospital-MD

Baltimore	Code	Quota	Matched
Internal Medicine	1247140C0	12	12
Medicine-Primary	1247140M0	2	2
Medicine-Preliminary	1247140P0	4	4
General Surgery	1247440C0	3	3
Surgery-Preliminary	1247440P0	4	2

## TidalHealth

Salisbury	Code	Quota	Matched
Internal Medicine	2316140C0	10	10
General Surgery	2316440C0	3	3
Surgery-Preliminary	2316440P0	1	0

## U Maryland Capital Region Health

Largo	Code	Quota	Matched
Family Medicine	1905120C0	4	4
Internal Medicine	1905140C0	14	14
Medicine-Preliminary	1905140P0	2	2

## U Maryland Med Ctr

Baltimore	Code	Quota	Matched
Anesthesiology	1252040A0	8	8
Anesthesiology	1252040C0	8	8
Dermatology	1252080A0	2	2
Emergency Medicine	1252110C0	11	11
Family Medicine	1252120C0	10	10
Internal Medicine	1252140C0	29	29
Internal Med/Research Pathway	1252140C1	2	2
Internal Med/Intl Scholars	1252140C2	3	3
Medicine-Preliminary	1252140P0	7	7
Med-Prelim/Intl Scholars	1252140P2	1	1
Neurological Surgery	1252160C0	2	2
Neurology	1252180C0	7	7
Neurology	1252180R0	1	1
Obstetrics-Gynecology	1252220C0	7	7
Orthopaedic Surgery	1252260C0	6	6
Otolaryngology	1252280C0	3	3
Pathology	1252300C0	5	5
Pediatrics	1252320C0	14	14
Peds-Prelim/Child Neurology/NDD	1252320P0	1	1
Psychiatry/Sheppard Pratt	1252400C0	17	17
Psychiatry/Physician Scientist	1252400C1	0	0
Interventional Radiology (Integ)	1252416A0	2	2
Radiology-Diagnostic	1252420A0	7	7
Radiology-Diagnostic/SACM	1252420R0	1	1
Radiation Oncology	1252430A0	2	2
Radiation Oncology	1252430R1	1	0
General Surgery	1252440C0	6	6
Surgery-Preliminary	1252440P0	4	4
Surg-Prelim/SACM	1252440P3	1	1
Surg-Prelim/Int Radiology	1252440P4	2	2
Thoracic Surgery	1252461C0	1	1
Medicine-Pediatrics	1252700C0	4	4
Medicine-Emergency Med	1252705C0	2	2
Pediatrics-Emergency Med	1252725C0	2	2

## U Maryland Med Ctr Midtown Campus

Baltimore	Code	Quota	Matched
Internal Medicine	1244140C0	9	9

# NRMP Program Results 2023 Main Residency Match®

## U Maryland Med Ctr Midtown Campus (Continued)

Transitional	1244999P0	6	6
Transitional/Ophthalmology	1244999P1	4	4

## U Maryland Mercy Med Ctr

Baltimore	Code	Quota	Matched
Medicine-Preliminary	1245140P0	12	12
Med-Prelim/Anesthesiology-JHU	1245140P1	6	6

## MASSACHUSETTS

### B I Deaconess Med Ctr-MA

Boston	Code	Quota	Matched
Anesthesiology	1256040A0	6	6
Anesthesiology	1256040C0	16	16
Anesthesiology/Clin Scientist	1256040C1	0	0
Emergency Medicine	1256110C0	13	13
Internal Medicine	1256140C0	48	48
Medicine-Primary	1256140M0	4	4
Medicine-Preliminary	1256140P0	8	8
Neurological Surgery	1256160C0	1	1
Neurology	1256180C0	8	8
Obstetrics-Gynecology	1256220C0	6	6
Otolaryngology	1256280C0	2	2
Pathology	1256300C0	7	7
Plastic Surgery (Integrated)	1256362C0	1	1
Psychiatry	1256400C0	8	8
Psychiatry/Research	1256400C1	1	1
Psychiatry/Community	1256400C2	1	1
Interventional Radiology (Integ)	1256416A0	2	2
Radiology-Diagnostic	1256420A0	8	8
General Surgery	1256440C0	9	9
Surgery-Preliminary	1256440P0	5	5
Vascular Surgery	1256451C0	1	1
Transitional/Brockton-BIDMC	1256999P0	9	9

### Baystate Franklin Med Ctr-MA

Greenfield	Code	Quota	Matched
Family Medicine	2303120C0	4	4

### Berkshire Med Ctr-MA

Pittsfield	Code	Quota	Matched
Internal Medicine	1281140C0	13	13
Medicine-Preliminary	1281140P0	5	5
Psychiatry	1281400C0	4	4
General Surgery	1281440C1	2	2
Surgery-Preliminary	1281440P1	2	2

### Boston Univ Med Ctr-MA

Boston	Code	Quota	Matched
Anesthesiology	1257040A0	4	4
Anesthesiology	1257040C0	8	8
Anesthesiology	1257040R0	2	2
Dermatology	1257080A0	5	5
Emergency Medicine	1257110C0	14	14
Family Medicine	1257120C0	12	12
Internal Medicine	1257140C0	41	41
Int Med/ABIM Research Pathway	1257140C1	0	0
Medicine-Primary	1257140M0	5	5
Med-Prelim/Ophthalmology	1257140P2	4	4
Neurology	1257180C0	7	7

Child Neurology	1257185C0	0	0
Child Neurology	1257185R0	2	1
Obstetrics-Gynecology	1257220C0	5	5
Orthopaedic Surgery	1257260C0	4	4
Ortho Surgery/Research	1257260C1	1	1
Otolaryngology	1257280C0	4	4
Pathology	1257300C0	4	4
Psychiatry	1257400C0	8	8
Interventional Radiology (Integ)	1257416A0	1	1
Radiology-Diagnostic	1257420A0	9	9
General Surgery	1257440C0	5	5
Surgery-Preliminary	1257440P0	3	0
Surg-Prelim/Int Radiology	1257440P2	1	1
Psychiatry-Family Med	1257720C0	2	2

### Brigham & Womens Hosp-MA

Boston	Code	Quota	Matched
Anesthesiology	1265040A0	8	8
Anesthesiology	1265040C0	17	17
Anesthesiology/Research	1265040C1	2	2
Anesthesiology	1265040R0	2	2
Internal Medicine	1265140C0	41	41
Medicine-Primary/DGM	1265140M0	8	8
Medicine-Primary/HVMA	1265140M1	4	4
Medicine-Preliminary	1265140P0	9	9
Med-Prelim/Neurology	1265140P1	9	9
Neurological Surgery	1265160C0	3	3
Neurology/BWH-MGH	1265180A0	19	19
Neurology/BWH-MGH	1265180R0	1	1
Obstetrics-Gynecology/BWH-MGH	1265220C0	11	11
Pathology/AP only or AP/CP	1265300C0	18	18
Pathology/CP only	1265300C1	4	4
Plastic Surgery (Integrated)	1265362C0	3	3
Psychiatry	1265400C0	11	11
Psychiatry/Research	1265400C1	3	3
Psychiatry/Child	1265400C2	2	2
Interventional Radiology (Integ)	1265416C0	2	2
Radiology-Diagnostic	1265420A0	7	7
General Surgery	1265440C0	9	9
Surgery-Preliminary	1265440P0	5	1
Thoracic Surgery/Non-cardiac	1265461C0	1	1
Thoracic Surgery/Cardiac	1265461C1	1	1
Med-Peds/Harvard BWH/CHB	1265700C0	4	4

### Cambridge Health Alliance-MA

Cambridge	Code	Quota	Matched
Family Medicine/Tufts	1268120C0	8	8
Medicine-Primary	1268140M0	8	8
Psychiatry	1268400C0	8	8
Transitional	1268999P0	7	7

### Childrens Hospital-Boston-MA

Boston	Code	Quota	Matched
Child Neurology	1259185A0	1	1
Child Neurology	1259185C0	6	6
Child Neurology	1259185R0	1	1
Neurodevelopmental Disabilities	1259186A0	1	1
Peds/Childrens Hosp	1259320C0	34	34
Pediatrics/LEAD-BMC	1259320C1	12	12
Pediatrics-Anesthesiology	1259726C0	2	2

# NRMP Program Results 2023 Main Residency Match®

## Childrens Hospital-Boston-MA (Continued)

Peds/Psych/Child Psych	1259730C0	2	2
Pediatrics-Medical Genetics	1259765C0	2	2

## Grtr Lawrence Fam Hlth Ctr-MA

	Code	Quota	Matched
Lawrence			
Family Medicine	1283120C0	12	11

## Harvard Med School/Mass Eye and Ear

	Code	Quota	Matched
Boston			
Otolaryngology	1180280C0	4	4
Otolaryngology/Research	1180280C1	1	1

## Harvard South Shore-MA

	Code	Quota	Matched
Boston			
Psychiatry	3120400C0	8	8

## Harvard Spaulding Rehab Hosp-MA

	Code	Quota	Matched
Charlestown			
Phys Medicine & Rehab	1260340A0	8	8

## Lahey Clinic-MA

	Code	Quota	Matched
Burlington			
Anesthesiology	3130040C0	8	8
Internal Medicine	3130140C0	12	12
Med-Prelim/Neurology-Tufts	3130140P1	6	6
Plastic Surgery (Integrated)	3130362C0	1	1
Radiology-Diagnostic	3130420A0	4	4
General Surgery	3130440C0	5	5

## Lemuel Shattuck Hosp-MA

	Code	Quota	Matched
Jamaica Plain			
Transitional	3112999P0	8	8

## Massachusetts Gen Hosp

	Code	Quota	Matched
Boston			
Anesthesiology/PG 1-4	1261040C0	25	25
Anesthesiology/Research	1261040C1	1	1
Anesthesiology/IS	1261040R0	1	1
Dermatology/Harvard Combined	1261080A0	8	8
Emergency Med/BWH-Harvard	1261110C0	15	15
Internal Medicine	1261140C0	42	42
Internal Medicine/PSTP	1261140C2	12	12
Medicine-Primary	1261140M0	7	7
Medicine-Preliminary	1261140P0	9	9
Med-Prelim/Neurology	1261140P1	6	6
Neurological Surgery	1261160C0	3	3
Child Neurology	1261185C0	2	2
Ortho Surgery/Harvard Combined	1261260C0	12	12
Pediatrics	1261320C0	13	13
Pediatrics-Preliminary	1261320P0	3	3
Peds/Adult/Child Psychiatry	1261400C0	2	2
Psychiatry	1261400C1	14	14
Interventional Radiology (Integ)	1261416C0	3	3
Radiology-Diagnostic	1261420A0	8	8
Radiation Oncology/BWH-Harvard	1261430A0	7	7
General Surgery	1261440C0	10	10
Surgery-Preliminary	1261440P0	4	4
Vascular Surgery	1261451C0	2	2
Med-Peds/Harvard MGH	1261700C2	4	4
Medicine-Dermatology/BWH	1261785C0	2	2

## MetroWest Med Ctr-Framingham-MA

	Code	Quota	Matched
Framingham			
Internal Medicine	1812140C0	8	8
Transitional	1812999P0	12	9

## Mt Auburn Hospital-MA

	Code	Quota	Matched
Cambridge			
Internal Medicine	1269140C0	14	14
Medicine-Primary	1269140M0	0	0
Medicine-Preliminary	1269140P0	8	8
Radiology-Diagnostic	1269420A0	3	3

## Newton-Wellesley Hosp-MA

	Code	Quota	Matched
Newton			
Transitional	1280999P0	10	10

## North Shore Med Ctr/Salem Hosp-MA

	Code	Quota	Matched
Salem			
Internal Medicine	1284140C0	8	8
Medicine-Preliminary	1284140P0	2	2
Med-Prelim/Neurology-MGH	1284140P1	2	2

## St Elizabeths Med Ctr-MA

	Code	Quota	Matched
Boston			
Anesthesiology	1266040A0	2	2
Anesthesiology	1266040C0	6	6
Anesthesiology	1266040R0	3	3
Internal Medicine	1266140C0	16	16
Medicine-Preliminary	1266140P0	8	4
Psychiatry	1266400C0	5	5
General Surgery	1266440C0	3	3
Surgery-Preliminary	1266440P0	4	0

## St Vincent Hosp-Worcester-MA

	Code	Quota	Matched
Worcester			
Internal Medicine	1290140C0	24	24
Medicine-Preliminary	1290140P0	3	3
Radiology-Diagnostic	1290420A0	4	4

## Steward Carney Hospital-MA

	Code	Quota	Matched
Boston			
Internal Medicine	1258140C0	7	7
Medicine-Preliminary	1258140P0	1	1
Transitional	1258999P0	7	7

## Tufts Medical Center-MA

	Code	Quota	Matched
Boston			
Anesthesiology	1263040C0	10	10
Dermatology	1263080A0	4	4
Internal Medicine	1263140C0	28	28
Neurological Surgery	1263160C0	2	2
Neurology	1263180A0	7	7
Obstetrics-Gynecology	1263220C0	5	5
Orthopaedic Surgery	1263260C0	4	4
Otolaryngology	1263280C0	3	3
Pathology	1263300C0	3	3
Phys Medicine & Rehab	1263340A0	3	3
Psychiatry	1263400C0	8	8
Radiology-Diagnostic	1263420A0	5	5
Radiation Oncology	1263430A0	2	2
General Surgery	1263440C0	4	4

# NRMP Program Results 2023 Main Residency Match®

## Tufts Medical Center-MA (Continued)

Surgery-Preliminary	1263440P0	3	0
---------------------	-----------	---	---

## UMass Chan - Baystate-MA

Springfield	Code	Quota	Matched
Anesthesiology-4 yr	1286040C0	8	8
Anesthesiology	1286040R0	1	1
Emergency Medicine	1286110C0	16	16
Internal Medicine	1286140C0	16	16
Medicine-Primary	1286140M0	2	2
Obstetrics-Gynecology	1286220C0	6	6
Pathology	1286300C0	3	3
Pediatrics	1286320C0	9	6
Peds-Prelim/Boston Childrens NDD	1286320P1	1	1
Psychiatry	1286400C0	4	4
Radiology-Diagnostic	1286420A0	4	4
General Surgery	1286440C0	7	7
Surgery-Preliminary	1286440P0	4	0
Medicine-Pediatrics	1286700C0	8	8

## UMass Chan Medical School-MA

Worcester	Code	Quota	Matched
Anesthesiology	3050040C0	8	8
Dermatology	3050080A0	4	4
Emergency Medicine	3050110C0	14	12
Fam Med/Hahnemann FHC	3050120C0	4	4
Fam Med/Queen St FHC	3050120C1	4	4
Family Med/Barre FHC	3050120C2	4	4
Family Med/Fitchburg	3050120C3	5	5
Internal Medicine	3050140C0	33	33
Medicine-Primary	3050140M0	4	4
Medicine-Preliminary	3050140P0	3	3
Med-Prelim/Neurology	3050140P1	8	8
Neurological Surgery	3050160C0	1	1
Neurology	3050180A0	8	8
Obstetrics-Gynecology	3050220C0	5	5
Orthopaedic Surgery	3050260C0	4	4
Ortho Surgery/Research	3050260C1	1	1
Otolaryngology	3050280C0	1	1
Pathology	3050300C0	4	4
Pediatrics	3050320C0	8	8
Plastic Surgery (Integrated)	3050362C0	2	2
Psychiatry	3050400C0	6	6
Psychiatry/Child Psych	3050400C1	2	2
Interventional Radiology (Integ)	3050416A0	1	1
Radiology-Diagnostic	3050420A0	6	6
General Surgery	3050440C0	8	8
Surgery-Preliminary	3050440P0	4	4
Vascular Surgery	3050451C0	2	2
Medicine-Pediatrics	3050700C0	4	4
Psychiatry-Neurology	3050755C1	0	0

## MICHIGAN

### Ascension Genesys Hospital-MI

Grand Blanc	Code	Quota	Matched
Emergency Medicine	1308110C0	6	1
Family Medicine	1308120C0	10	7
Internal Medicine	1308140C0	13	9
Obstetrics-Gynecology	1308220C0	3	3

Orthopaedic Surgery	1308260C0	3	3
General Surgery	1308440C0	4	4

### Ascension Macomb-Oakland Hosp-MI

Warren	Code	Quota	Matched
Emergency Medicine	1930110C0	7	2
Family Medicine/Osteopathic	1930120C0	6	6
Internal Medicine	1930140C0	12	12
Neurology	1930180C0	4	4
Obstetrics-Gynecology	1930220C0	3	3
Orthopaedic Surgery	1930260C0	2	2
Otolaryngology	1930280C0	2	2
General Surgery	1930440C0	4	4

### Ascension Providence/MSUCHM-MI

Southfield	Code	Quota	Matched
Emergency Medicine	1303110C0	10	5
Family Medicine	1303120C0	8	8
Internal Medicine	1303140C0	13	13
Neurological Surgery	1303160C0	2	1
Obstetrics-Gynecology	1303220C0	5	5
Orthopaedic Surgery	1303260C0	3	3
Radiology-Diagnostic	1303420A0	3	3
General Surgery	1303440C0	3	3
Surgery-Preliminary	1303440P0	6	6
Vascular Surgery	1303451C0	1	1

### Ascension St John Hosp-MI

Detroit	Code	Quota	Matched
Emergency Medicine	1915110C0	12	5
Family Medicine	1915120C0	7	7
Internal Medicine	1915140C0	21	21
Obstetrics-Gynecology	1915220C0	4	4
Pathology	1915300C0	2	2
Pediatrics	1915320C0	8	8
General Surgery	1915440C0	5	5
Surgery-Preliminary	1915440P0	2	1

### Authority Health GME-MI

Detroit	Code	Quota	Matched
Family Medicine	1920120C0	6	6
Internal Medicine	1920140C0	5	5
Pediatrics	1920320C0	6	6
Psychiatry	1920400C0	6	6

### Beaumont Health-MI

Southfield	Code	Quota	Matched
Anesthesiology/Royal Oak	1978040C0	6	6
Dermatology/Trenton	1978080C0	2	2
Derm/Farm Hills/Osteopathic	1978080C2	2	2
Emergency Medicine/Royal Oak	1978110C0	14	14
Emergency Med/Farm Hills	1978110C1	8	6
Emer Med/Trenton & Dearborn	1978110C2	8	3
Family Medicine/Troy	1978120C0	8	8
Family Med/Grosse Pointe	1978120C1	8	8
Fam Med/Farm Hills/Osteopathic	1978120C2	5	5
Family Medicine/Wayne	1978120C3	10	10
Internal Medicine/Royal Oak	1978140C0	24	24
Internal Medicine/Dearborn	1978140C1	10	10
Internal Medicine/Trenton	1978140C2	5	5
Internal Medicine/Farm Hills	1978140C3	10	10



# NRMP Program Results 2023 Main Residency Match®

## Beaumont Health-MI (Continued)

Med-Prelim/Dearborn	1978140P1	3	3
Neuro Surg/Royal Oak & Dearborn	1978160C0	1	1
Neurology/Farm Hills & Royal Oak	1978180C0	4	4
Obstetrics-Gynecology/Royal Oak	1978220C0	6	6
Obstetrics-Gynecology/Dearborn	1978220C1	4	4
Obstetrics-Gynecology/Trenton	1978220C2	2	2
Obstetrics-Gynecology/Farm Hills	1978220C3	2	2
Ortho Surgery/Royal Oak & Taylor	1978260C0	6	6
Ortho Surg/Farm Hills & Dearborn	1978260C1	4	4
Otolaryngology/Farmington Hills	1978280C0	1	1
Pathology/Royal Oak	1978300C0	3	3
Pediatrics/Royal Oak	1978320C0	9	9
Phys Med & Rehab/Royal Oak	1978340C0	4	4
Phys Medicine & Rehab/Taylor	1978340C1	5	5
Psychiatry/Southfield	1978400C0	6	6
Intervent Rad (Integ)/Royal Oak	1978416C0	2	2
Radiology-Diagnostic/Royal Oak	1978420C0	8	8
Radiology-Diagnostic/Dearborn	1978420C1	5	5
Radiology-Diagnostic/Farm Hills	1978420C2	3	3
Radiology-Diagnostic/Farm Hills	1978420R1	1	1
Radiation Oncology/Royal Oak	1978430C0	3	1
General Surgery/Royal Oak	1978440C0	6	6
Gen Surg/Trenton & Dearborn	1978440C1	4	4
General Surgery/Farm Hills	1978440C2	3	3
Surg-Prelim/Royal Oak	1978440P0	2	0
Medicine-Pediatrics/Royal Oak	1978700C0	4	3
Trans/Ophthalmology/Royal Oak	1978999P1	3	3
Trans/Ophthal/Dearborn & Taylor	1978999P4	2	2

## Central Michigan University COM

Saginaw			
Emergency Medicine	1320110C0	10	7
Family Medicine	1320120C0	6	2
Family Medicine/MIDOCS	1320120C1	2	2
Internal Medicine	1320140C0	12	12
Obstetrics-Gynecology	1320220C0	4	4
Pediatrics	1320320C0	4	3
Psychiatry	1320400C0	6	6
Psychiatry/MIDOCS	1320400C1	2	2
General Surgery	1320440C0	4	4

## Childrens Hosp of Michigan

Detroit			
Pediatrics	1843320C0	27	27
Peds-Prelim/Child Neurology	1843320P0	2	1

## Detroit Med Ctr/WSU-MI

Detroit			
Anesthesiology	1295040C0	12	12
Emergency Medicine	1295110C0	14	14
Emergency Med/Sinai-Grace	1295110C1	12	12
Family Medicine	1295120C0	5	5
Int Med/Det/Harper/VA	1295140C0	37	37
Internal Med/Sinai-Grace	1295140C1	20	20
Internal Medicine/HVSH	1295140C2	8	4
Neurology	1295180C0	9	9
Child Neurology	1295185A0	2	2
Child Neurology	1295185R0	1	0

Obstetrics-Gynecology	1295220C0	10	10
Orthopaedic Surgery	1295260C0	4	4
Otolaryngology/Huron Valley	1295280C1	2	1
Phys Medicine & Rehab	1295340A0	4	4
Psychiatry	1295400C0	8	8
Psychiatry/Child Psych	1295400C2	2	2
Radiology-Diagnostic	1295420A0	10	10
Radiology-Diagnostic	1295420R0	1	1
Radiation Oncology	1295430A0	2	2
General Surgery	1295440C0	8	8
General Surgery/Sinai-Grace	1295440C1	3	3
Surgery-Preliminary	1295440P0	10	0
Medicine-Pediatrics	1295700C0	5	5
Pediatrics-Medical Genetics	1295765C0	1	1
Transitional	1295999P0	22	22

## Garden City Hospital-MI

Garden City			
Emergency Medicine	2106110C0	5	3
Family Medicine	2106120C0	4	3
Internal Medicine	2106140C0	11	6
Neurology	2106180C0	2	2
Orthopaedic Surgery	2106260C0	2	2
General Surgery	2106440C0	2	2

## Henry Ford Hospital-MI

Detroit			
Anesthesiology	1300040C0	12	12
Dermatology	1300080A0	7	7
Emergency Medicine	1300110C0	15	10
Family Medicine	1300120C0	8	8
Internal Medicine	1300140C0	37	37
Neurological Surgery	1300160C0	2	2
Neurology	1300180C0	6	6
Obstetrics-Gynecology	1300220C0	5	5
Orthopaedic Surgery	1300260C0	6	6
Otolaryngology	1300280C0	2	2
Pathology	1300300C0	4	4
Psychiatry	1300400C0	6	6
Interventional Radiology (Integ)	1300416C0	1	1
Radiology-Diagnostic	1300420C0	8	8
Radiation Oncology	1300430A0	1	1
General Surgery	1300440C0	6	6
Surgery-Preliminary	1300440P0	2	2
Medicine-Emergency Med	1300705C0	2	2
Transitional	1300999P0	17	17

## Henry Ford Jackson Hospital-MI

Jackson			
Emergency Medicine	1741110C0	8	3
Family Medicine	1741120C0	6	6
Internal Medicine	1741140C0	8	8
Psychiatry	1741400C0	4	4
General Surgery	1741440C0	4	4
Transitional	1741999P0	6	6

## Henry Ford Macomb Hospital-MI

Clinton Township			
Emergency Medicine	1924110C0	8	0
Family Medicine	1924120C0	4	4

# NRMP Program Results 2023 Main Residency Match®

## Henry Ford Macomb Hospital-MI (Continued)

Internal Medicine	1924140C0	13	13
Obstetrics-Gynecology	1924220C0	3	3
Orthopaedic Surgery	1924260C0	2	2
Otolaryngology	1924280C0	1	1
General Surgery	1924440C0	4	4

## Henry Ford Wyandotte Hospital-MI

Wyandotte	Code	Quota	Matched
Emergency Medicine	2043110C0	9	5
Obstetrics-Gynecology	2043220C0	3	3
General Surgery	2043440C0	3	3

## Hurley Medical Ctr-MI

Flint	Code	Quota	Matched
Internal Medicine	1307140C0	15	15
Obstetrics-Gynecology	1307220C0	4	4
Pediatrics	1307320C0	7	7
Medicine-Pediatrics	1307700C0	3	3
Transitional	1307999P0	6	4

## MSUCOM Statewide Campus Sys-MI

East Lansing	Code	Quota	Matched
Osteo Neuromusculo Med	2123275C0	4	4

## Mary Free Bed Hospital-MI

Grand Rapids	Code	Quota	Matched
Phys Medicine & Rehab	1944340A0	4	4

## McLaren Health Care Corp-MI

Grand Blanc	Code	Quota	Matched
Anesthesiology/Lansing	1866040C0	4	4
Anesthesiology/Oakland	1866040C1	3	3
Anesthesiology/Flint	1866040C2	6	6
Anesthesiology/Flint	1866040R0	3	3
Anesthesiology/Oakland	1866040R1	1	1
Emergency Medicine/Macomb	1866110C0	6	2
Emergency Medicine/Oakland	1866110C1	6	2
Family Medicine/Flint	1866120C0	6	6
Family Medicine/Macomb	1866120C1	4	4
Family Medicine/Oakland	1866120C2	4	1
Family Medicine/Lansing	1866120C3	4	4
Family Medicine/Bay	1866120C4	5	2
Family Medicine/Petoskey	1866120C6	2	1
Internal Medicine/Flint	1866140C0	12	12
Internal Medicine/Lansing	1866140C1	10	10
Internal Medicine/Macomb	1866140C2	10	10
Internal Medicine/Oakland	1866140C3	5	5
Obstetrics-Gynecology/Lansing	1866220C0	3	3
Obstetrics-Gynecology/Macomb	1866220C1	2	2
Orthopaedic Surgery/Flint	1866260C0	3	3
Orthopaedic Surgery/Oakland	1866260C1	3	3
Orthopaedic Surgery/Macomb	1866260C2	3	3
Orthopaedic Surgery/Lansing	1866260C3	4	4
Otolaryngology/Oakland	1866280C0	2	2
Radiology-Diagnostic/Oakland	1866420C0	3	3
General Surgery/Lansing	1866440C0	3	3
General Surgery/Macomb	1866440C1	5	4
Transitional/Oakland	1866999P0	4	4

## Michigan St Univ CHM-East Lansing

Lansing	Code	Quota	Matched
Family Medicine	2436120C0	4	1
Psychiatry	2436400C0	5	5
Psychiatry/Rural	2436400C1	2	1

## MidMichigan Med Center-MI

Midland	Code	Quota	Matched
Family Medicine/Midland	1961120C0	6	1
Family Med/Rural-Alpena	1961120C1	2	1

## Munson Med Ctr-MI

Traverse City	Code	Quota	Matched
Family Medicine	1349120C0	6	6

## Pine Rest Christian Mental Hlth Svcs-MI

Grand Rapids	Code	Quota	Matched
Psychiatry	1634400C0	10	10
Psychiatry/Rural	1634400C1	2	2

## Promedica Monroe Reg Hosp-MI

Monroe	Code	Quota	Matched
Family Medicine	1530120C0	8	5

## Sparrow Hospital-MI

Lansing	Code	Quota	Matched
Emergency Medicine	1315110C0	8	5
Family Medicine	1315120C0	10	10
Internal Medicine	1315140C0	11	11
Neurology	1315180C0	5	5
Obstetrics-Gynecology	1315220C0	4	4
Pediatrics	1315320C0	8	8
Phys Medicine & Rehab	1315340C0	4	4
General Surgery	1315440C0	5	5

## Spectrum Health Lakeland-MI

Saint Joseph	Code	Quota	Matched
Emergency Medicine	1951110C0	9	9
Family Medicine	1951120C0	5	5
Internal Medicine	1951140C0	8	8

## Spectrum Health/Michigan State Univ

Grand Rapids	Code	Quota	Matched
Emergency Medicine	2077110C0	11	4
Family Medicine	2077120C1	6	6
Internal Medicine	2077140C0	15	15
Neurological Surgery	2077160C0	1	1
Neurology	2077180C1	4	4
Child Neurology	2077185C0	2	1
Obstetrics-Gynecology	2077220C0	8	8
Orthopaedic Surgery	2077260C0	5	5
Pediatrics	2077320C0	20	19
Plastic Surgery (Integrated)	2077362C0	3	3
Interventional Radiology (Integ)	2077416C0	3	3
Radiology-Diagnostic	2077420C0	3	3
General Surgery	2077440C0	7	7
Surgery-Preliminary	2077440P0	3	1
Vascular Surgery	2077451C0	1	1
Medicine-Pediatrics	2077700C0	4	4
Transitional	2077999P0	6	6

# NRMP Program Results 2023 Main Residency Match®

## Trinity Health Ann Arbor Hosp-MI

Ann Arbor	Code	Quota	Matched
Internal Medicine	1292140C0	16	16
Obstetrics-Gynecology	1292220C0	4	4
General Surgery	1292440C0	5	5
Transitional	1292999P0	9	9
Transitional/PM&R	1292999P1	3	3

## Trinity Health Grand Rapids-MI

Grand Rapids	Code	Quota	Matched
Family Medicine	1995120C0	10	9
Internal Medicine	1995140C0	7	5
Neurology	1995180C0	4	4
Transitional	1995999P0	6	6

## Trinity Health Livingston Hosp-MI

Howell	Code	Quota	Matched
Dermatology	1400080A0	4	4
Family Medicine	1400120C0	6	5

## Trinity Health Livonia Hosp-MI

Livonia	Code	Quota	Matched
Emergency Medicine	1418110C0	6	0
Family Medicine	1418120C0	8	4
Internal Medicine	1418140C0	15	15
Psychiatry	1418400C0	7	7
Transitional	1418999P0	14	14

## Trinity Health Muskegon-MI

Muskegon	Code	Quota	Matched
Emergency Medicine	2102110C0	7	5
Family Medicine	2102120C0	5	1
Internal Medicine	2102140C0	6	6
Obstetrics-Gynecology	2102220C0	3	3
Osteo Neuromusculo Med	2102275C0	2	1

## Trinity Health Oakland-MI

Pontiac	Code	Quota	Matched
Internal Medicine	1319140C0	18	18
Obstetrics-Gynecology	1319220C0	4	2
Radiology-Diagnostic	1319420C0	3	3
General Surgery	1319440C0	2	2
Surg-Prelim/Anesthesiology-WSU	1319440P1	2	0
Transitional	1319999P0	2	2

## U Michigan Health-West

Wyoming	Code	Quota	Matched
Emergency Medicine	2170110C0	6	2
Family Medicine/Osteopathic	2170120C0	5	5
Internal Medicine	2170140C0	6	6
Obstetrics-Gynecology	2170220C0	3	3
Orthopaedic Surgery	2170260C0	2	2
General Surgery/Osteopathic	2170440C0	2	1

## U Michigan Hosps-Ann Arbor

Ann Arbor	Code	Quota	Matched
Anesthesiology	1293040C0	27	27
Dermatology	1293080A0	9	9
Emergency Medicine	1293110C0	16	16
Family Med/Ypsilanti	1293120C0	5	5
Family Med/Chelsea	1293120C1	7	5

Family Med/Spanish	1293120C3	1	1
Internal Medicine	1293140C0	42	42
Internal Medicine/PSTP	1293140C1	4	4
Med-Prelim/Ophthalmology	1293140P2	7	7
Neurological Surgery	1293160C0	2	2
Neurology	1293180C0	9	9
Child Neurology	1293185C0	4	4
Child Neurology	1293185R0	1	0
Obstetrics-Gynecology	1293220C0	6	6
Orthopaedic Surgery	1293260C0	7	7
Otolaryngology	1293280C0	4	4
Otolaryngology/Research	1293280C1	1	1
Pathology	1293300C0	6	6
Pathology/PSTP	1293300C1	2	2
Pediatrics	1293320C0	21	21
Pediatrics/PPSTP	1293320C2	0	0
Phys Medicine & Rehab	1293340A0	6	6
Plastic Surgery (Integrated)	1293362C0	4	4
Psychiatry	1293400C0	12	12
Interventional Radiology (Integ)	1293416C0	3	3
Radiology-Diagnostic	1293420A0	8	8
Radiation Oncology	1293430A0	3	3
General Surgery	1293440C0	7	7
Surgery-Preliminary	1293440P0	4	4
Vascular Surgery	1293451C0	1	1
Thoracic Surgery	1293461C0	2	2
Medicine-Pediatrics	1293700C0	8	8
Pediatrics-Medical Genetics	1293765C0	2	2

## UP Health System-Marquette-MI

Marquette	Code	Quota	Matched
Family Medicine	2014120C0	6	3

## Wayne State University SOM-MI

Detroit	Code	Quota	Matched
Anesthesiology	1361040A0	6	6
Dermatology	1361080A0	4	4
Family Medicine	1361120C0	6	6
Family Medicine/Urban	1361120C1	3	2
Internal Medicine	1361140C0	12	12
Otolaryngology	1361280C0	4	4
Transitional	1361999P0	1	0
Transitional/Preventive Med	1361999P1	2	2
Trans/Radiology-Rochester	1361999P2	3	3

## Western Michigan Univ Stryker SOM

Kalamazoo	Code	Quota	Matched
Emergency Medicine	1314110C0	15	9
Family Medicine/Kalamazoo	1314120C0	8	7
Family Medicine/Battle Creek	1314120C1	6	6
Family Med/Kalamazoo MIDocs	1314120C2	1	1
Internal Medicine	1314140C0	11	11
Medicine-Primary/MIDocs	1314140M0	2	0
Obstetrics-Gynecology	1314220C0	4	4
Orthopaedic Surgery	1314260C0	3	3
Pediatrics	1314320C0	8	8
Pediatrics-Primary/MIDocs	1314320M0	2	2
Psychiatry	1314400C0	5	5
Psychiatry/MIDocs	1314400C1	2	2
General Surgery	1314440C0	4	4

# NRMP Program Results 2023 Main Residency Match®

## Western Michigan Univ Stryker SOM (Continued)

Gen Surg/MIDocs Rural Surg	1314440C1	2	2
Medicine-Pediatrics	1314700C0	4	4

## MINNESOTA

### Abbott Northwestern Hosp-MN

Minneapolis	Code	Quota	Matched
Internal Medicine	1330140C0	11	11

### Allina Health-MN

St Paul	Code	Quota	Matched
Family Medicine	1342120C0	7	7

### HealthPartners Institute-MN

St Paul	Code	Quota	Matched
Dermatology	1335080A0	2	2
Dermatology	1335080R0	1	1
Emergency Medicine	1335110C0	11	11
Family Med/Western WI Rural	1335120C2	2	2

### Hennepin Co Med Ctr-MN

Minneapolis	Code	Quota	Matched
Emergency Medicine	1329110C0	12	12
Family Medicine	1329120C0	11	11
Internal Medicine	1329140C0	19	19
Psychiatry	1329400C0	8	8
General Surgery	1329440C0	5	5
Surgery-Preliminary	1329440P0	1	1
Medicine-Emergency Med	1329705C0	2	2
Transitional	1329999P0	5	5

### Mayo Clinic School of Grad Med Educ-MN

Rochester	Code	Quota	Matched
Anesthesiology	1328040C0	18	18
Dermatology	1328080A0	6	6
Dermatology/Research	1328080A1	0	0
Dermatology	1328080C0	2	2
Emergency Medicine	1328110C0	9	9
Family Medicine	1328120C0	9	9
Family Medicine/Eau Claire	1328120C1	5	5
Family Medicine/LaCrosse	1328120C2	6	6
Family Medicine/Mankato	1328120C3	5	5
Internal Medicine	1328140C0	49	49
Int Med/CI Research	1328140C1	3	3
Medicine-Preliminary	1328140P0	1	1
Neurological Surgery	1328160C0	4	4
Neurology	1328180C0	11	11
Child Neurology	1328185C0	2	2
Obstetrics-Gynecology	1328220C0	5	5
Orthopaedic Surgery	1328260C0	12	12
Otolaryngology	1328280C0	5	5
Path-Anatomic and Clinical	1328300C0	5	5
Path-Anatomic/Neuropathology	1328300C2	1	1
Path-Physician Scientist	1328300C4	1	1
Pediatrics	1328320C0	13	13
Phys Medicine & Rehab	1328340A0	6	6
Phys Medicine & Rehab	1328340C0	2	2
Plastic Surgery (Integrated)	1328362C0	4	4
Psychiatry	1328400C0	11	11
Interventional Radiology (Integ)	1328416A0	1	1

Radiology-Diagnostic	1328420A0	13	13
Radiology-Diagnostic	1328420R0	2	2
Radiation Oncology	1328430A0	3	3
General Surgery	1328440C0	9	9
Gen Surg/Integrated Comm & Rural	1328440C2	1	1
Surgery-Preliminary	1328440P0	12	12
Vascular Surgery	1328451C0	1	1

## U Minnesota Med School

Minneapolis	Code	Quota	Matched
Anesthesiology	1334040C0	10	10
Anesthesiology	1334040R0	1	1
Dermatology	1334080A0	4	4
Family Med/Methodist	1334120C0	6	6
Family Med/N Memorial	1334120C1	8	8
Family Med/Smileys	1334120C2	6	6
Family Med/St Johns	1334120C3	6	6
Family Med/Woodwinds	1334120C4	8	8
Family Med/St Cloud	1334120C6	6	5
Family Med/Duluth	1334120C7	8	7
Internal Medicine	1334140C0	27	27
Internal Medicine/PSTP	1334140C1	3	3
Medicine-Primary	1334140M0	1	1
Neurological Surgery	1334160C0	2	2
Neurology	1334180C0	6	6
Obstetrics-Gynecology	1334220C0	9	9
Orthopaedic Surgery	1334260C0	8	8
Otolaryngology	1334280C0	4	4
Pathology	1334300C0	4	4
Pediatrics	1334320C0	24	24
Pediatrics/MN Immigrant IMG	1334320C1	1	1
Pediatrics/PSTP	1334320C2	1	1
Phys Medicine & Rehab	1334340A0	1	1
Phys Medicine & Rehab	1334340C0	4	4
Plastic Surgery (Integrated)	1334362C0	2	2
Psychiatry	1334400C0	8	8
Interventional Radiology (Integ)	1334416C0	2	2
Radiology-Diagnostic	1334420C0	8	8
Radiology-Diagnostic	1334420R0	2	2
Radiation Oncology	1334430A0	2	0
General Surgery	1334440C0	7	7
General Surgery/Rural	1334440C1	1	1
Surgery-Preliminary	1334440P0	4	2
Surg-Prelim/Gen Surg & Neurosurg	1334440P1	1	1
Vascular Surgery	1334451C0	1	1
Medicine-Pediatrics	1334700C0	10	10
Medicine-Dermatology	1334785C0	2	2

## MISSISSIPPI

### Baptist Mem Hosp DeSoto-MS

Southaven	Code	Quota	Matched
Family Medicine	2299120C0	6	6
Transitional	2299999P0	9	9
Transitional/Radiology	2299999P1	3	3

### Baptist Mem Hosp Golden Triangle-MS

Columbus	Code	Quota	Matched
Internal Medicine	2266140C0	6	6

# NRMP Program Results 2023 Main Residency Match®

## Baptist Mem Hosp North-MS

	Code	Quota	Matched
Oxford			
Internal Medicine	2288140C0	12	12

## East Central Mississippi Health

	Code	Quota	Matched
Meridian			
Family Medicine	2144120C0	6	2

## Forrest General Hospital-MS

	Code	Quota	Matched
Hattiesburg			
Family Medicine	1692120C0	6	6

## Magnolia Regional Health Ctr-MS

	Code	Quota	Matched
Corinth			
Emergency Medicine	1923110C0	6	3
Internal Medicine	1923140C0	9	9

## Memorial Hospital at Gulfport-MS

	Code	Quota	Matched
Gulfport			
Family Medicine	2294120C0	10	4
Internal Medicine	2294140C0	6	6

## Mississippi Med Ed Res Consortium

	Code	Quota	Matched
Greenville			
Family Medicine	2253120C0	6	2

## Mississippi State Hospital

	Code	Quota	Matched
Whitfield			
Psychiatry	2296400C0	6	6

## North Mississippi Med Ctr

	Code	Quota	Matched
Tupelo			
Family Medicine	1218120C0	8	6
Internal Medicine	1218140C0	12	12

## University Hosps-Jackson-MS

	Code	Quota	Matched
Jackson			
Anesthesiology	1957040C0	8	8
Anesthesiology	1957040R0	2	2
Dermatology	1957080A0	4	4
Emergency Medicine	1957110C0	16	16
Family Medicine	1957120C0	10	6
Internal Medicine	1957140C0	25	25
Medicine-Primary	1957140M0	1	1
Medicine-Preliminary	1957140P0	6	5
Med-Prelim/Ophthalmology	1957140P2	4	4
Med-Prelim/Radiation Onc	1957140P5	1	0
Med-Prelim/Prevent Med	1957140P6	2	1
Neurological Surgery	1957160C0	2	2
Neurology	1957180C0	4	4
Child Neurology	1957185C0	1	0
Child Neurology	1957185R0	1	0
Obstetrics-Gynecology	1957220C0	6	6
Ob-Gyn/Preliminary	1957220P0	1	1
Orthopaedic Surgery	1957260C0	4	4
Otolaryngology	1957280C0	3	3
Pathology	1957300C0	4	4
Pediatrics	1957320C0	16	16
Plastic Surgery (Integrated)	1957362C0	2	2
Psychiatry	1957400C0	7	7
Psychiatry/Child/Adult Psych	1957400C1	1	1
Interventional Radiology (Integ)	1957416C0	1	1

Radiology-Diagnostic	1957420C0	7	7
Radiation Oncology	1957430A0	1	1
General Surgery	1957440C0	6	6
Surgery-Preliminary	1957440P0	5	2
Medicine-Pediatrics	1957700C0	5	5

## MISSOURI

### Barnes-Jewish Hosp-MO

	Code	Quota	Matched
St Louis			
Anesthesiology/3 yr	1353040A0	0	0
Anesthesiology/4 yr	1353040C0	22	22
Anesthesiology/ASAP 5 yr	1353040C1	0	0
Anesthesiology	1353040R0	1	0
Dermatology	1353080A0	5	5
Dermatology/Physician Scientist	1353080A1	1	1
Emergency Medicine	1353110C0	14	14
Internal Medicine	1353140C0	41	41
Internal Medicine/PSTP	1353140C1	6	6
Medicine-Primary	1353140M0	5	4
Medicine-Preliminary	1353140P0	5	5
Med-Prelim/Ophthalmology	1353140P2	5	5
Neurological Surgery	1353160C0	3	3
Neurology	1353180C0	11	11
Obstetrics-Gynecology	1353220C0	9	9
Orthopaedic Surgery	1353260C0	8	8
Otolaryngology	1353280C0	3	3
Otolaryngology/Research	1353280C1	2	2
Clinical Pathology	1353300C0	3	2
Anat/Clin & Anat Path	1353300C1	9	9
Phys Medicine & Rehab	1353340A0	3	3
Phys Medicine & Rehab	1353340C0	2	2
Plastic Surgery (Integrated)	1353362C0	4	4
Psychiatry	1353400C0	14	14
Interventional Radiology (Integ)	1353416A0	2	2
Radiology-Diagnostic	1353420A0	18	18
Rad-Diag/Research	1353420A1	0	0
Radiology-Diagnostic	1353420R0	0	0
Radiation Oncology	1353430A0	4	4
General Surgery	1353440C0	9	9
Surgery-Preliminary	1353440P2	5	5
Surg-Prelim/Int Radiology	1353440P3	1	1
Vascular Surgery	1353451C0	1	1

### Childrens Mercy Hospital-MO

	Code	Quota	Matched
Kansas City			
Child Neurology	1494185C0	3	3
Pediatrics	1494320C0	27	27
Pediatrics-Preliminary	1494320P0	1	1

### CoxHealth-MO

	Code	Quota	Matched
Springfield			
Family Medicine	3167120C0	8	8
Family Med/Jordan Valley	3167120C1	2	2

### HCA Healthcare Kansas City-MO

	Code	Quota	Matched
Kansas City			
Family Med/Research Med Ctr	2984120C0	8	7
Family Medicine/Lee Summit Ctr	2984120C2	6	4
Internal Med/Overland Park	2984140C0	12	5
Ob-Gyn/Overland Park	2984220C0	5	5

# NRMP Program Results 2023 Main Residency Match®

## HCA Healthcare Kansas City-MO (Continued)

General Surgery/Menorah	2984440C0	5	5
-------------------------	-----------	---	---

## KCU-GME Consortium-MO

Kansas City	Code	Quota	Matched
Dermatology/ADCS-Orlando	1987080A2	3	3
Emergency Medicine/Freeman	1987110C0	6	1
Family Medicine/Reid	1987120C0	6	3
Family Med/St Lukes Des Peres	1987120C1	4	4
Family Medicine/Freeman	1987120C2	5	2
Internal Medicine/Freeman	1987140C0	5	5
Orthopaedic Surgery/HCA	1987260C0	4	4
Otolaryngology/Freeman	1987280C0	1	1
Psychiatry/Ozark	1987400C0	4	4
General Surgery/St Anthony	1987440C0	2	2

## Mercy Hospital St Louis-MO

St Louis	Code	Quota	Matched
Family Medicine	1362120C0	6	6
Internal Medicine	1362140C0	8	8
Obstetrics-Gynecology	1362220C0	6	6
Transitional	1362999P0	7	7

## SSM St Marys Hospital-St Louis-MO

St Louis	Code	Quota	Matched
Internal Medicine	1999140C0	10	10

## St Louis Childrens Hosp-MO

St Louis	Code	Quota	Matched
Child Neurology	1869185C0	5	5
Child Neurology	1869185R0	2	2
Pediatrics	1869320C0	31	31
Pediatrics-Preliminary	1869320P0	1	1
Pediatrics-Medical Genetics	1869765C0	2	2

## St Louis Univ SOM-MO

St Louis	Code	Quota	Matched
Anesthesiology	1365040C0	10	10
Dermatology	1365080A0	4	4
Dermatology	1365080R0	1	1
Emergency Medicine	1365110C0	8	5
Family Med/Belleville	1365120C0	6	6
Family Medicine	1365120C1	6	6
Internal Medicine	1365140C0	25	25
Medicine-Preliminary	1365140P0	6	6
Neurology	1365180C0	6	6
Child Neurology	1365185C0	2	2
Obstetrics-Gynecology	1365220C0	6	6
Orthopaedic Surgery	1365260C0	5	5
Otolaryngology	1365280C0	2	2
Pathology	1365300C0	3	3
Pediatrics	1365320C0	20	16
Plastic Surgery (Integrated)	1365362C0	2	2
Psychiatry	1365400C0	8	8
Interventional Radiology (Integ)	1365416A0	1	1
Radiology-Diagnostic	1365420A0	6	6
General Surgery	1365440C0	5	5
Surgery-Preliminary	1365440P0	3	1
Vascular Surgery	1365451C0	1	1

## St Lukes Hospital-St Louis-MO

Chesterfield	Code	Quota	Matched
Internal Medicine	1364140C0	13	13
Medicine-Preliminary	1364140P0	3	3

## Still OPTI-Northeast Reg Med Ctr-MO

Kirksville	Code	Quota	Matched
Dermatology/Osteopathic	2152080A0	2	2
Family Medicine	2152120C0	4	3
Osteo Neuromusculo Med	2152275C0	3	0

## Univ of Missouri-KC Programs

Kansas City	Code	Quota	Matched
Anesthesiology/St Lukes	1343040C0	7	7
Emergency Medicine	1343110C0	12	12
Family Medicine	1343120C0	12	10
Internal Medicine	1343140C0	20	20
Medicine-Preliminary	1343140P0	6	6
Neurology	1343180C0	3	3
Obstetrics-Gynecology	1343220C0	8	8
Orthopaedic Surgery	1343260C0	4	4
Pathology	1343300C0	2	2
Radiology-Diagnostic	1343420A0	6	6
General Surgery	1343440C0	5	5
Surgery-Preliminary	1343440P0	4	4
Medicine-Pediatrics	1343700C0	6	6

## Univ of Missouri-KC/CBM

Kansas City	Code	Quota	Matched
Psychiatry	2075400C0	6	6

## University Hosps-Columbia-MO

Columbia	Code	Quota	Matched
Anesthesiology	1994040C0	4	4
Anesthesiology	1994040R0	3	3
Dermatology	1994080A0	3	3
Emergency Medicine	1994110C0	11	8
Family Medicine	1994120C0	14	14
Family Medicine/CRMC	1994120C1	3	3
Family Med/Bothwell Rural	1994120C2	2	1
Internal Medicine	1994140C0	21	16
Medicine-Preliminary	1994140P0	7	7
Neurological Surgery	1994160C0	1	1
Neurology	1994180C0	6	6
Obstetrics-Gynecology	1994220C0	4	4
Orthopaedic Surgery/5 Yr	1994260C0	5	5
Otolaryngology	1994280C0	2	2
Pathology	1994300C0	3	3
Pediatrics	1994320C0	7	7
Peds/Health Informatics	1994320C1	1	0
Phys Medicine & Rehab	1994340A0	4	4
Plastic Surgery (Integrated)	1994362C0	2	2
Psychiatry	1994400C0	10	10
Interventional Radiology (Integ)	1994416A0	1	0
Radiology-Diagnostic	1994420A0	5	5
General Surgery	1994440C0	4	4
Surgery-Preliminary	1994440P0	7	3
Medicine-Pediatrics	1994700C0	4	4

# NRMP Program Results 2023 Main Residency Match®

## MONTANA

### Billings Clinic-MT

Billings	Code	Quota	Matched
Internal Medicine	1633140C0	8	8
Medicine-Preliminary	1633140P0	4	4

### Montana Family Medicine

Billings	Code	Quota	Matched
Family Medicine	1216120C0	10	8

### University of Montana

Missoula	Code	Quota	Matched
Family Medicine/Missoula	1524120C0	7	7
Family Medicine/Kalispell	1524120C1	3	3

## NEBRASKA

### Clarkson Family Med Res-NE

Omaha	Code	Quota	Matched
Family Medicine	3197120C0	6	1

### Creighton University-NE

Omaha	Code	Quota	Matched
Family Medicine	1372120C0	8	8
Internal Medicine	1372140C0	22	22
Internal Medicine/Rural	1372140C1	4	4
Medicine-Primary	1372140M0	2	2
Neurology	1372180C0	2	2
Obstetrics-Gynecology	1372220C0	4	4
Pathology	1372300C0	2	2
Psychiatry	1372400C0	6	6
Psychiatry/Rural	1372400C1	2	2
Radiology-Diagnostic	1372420A0	3	3
General Surgery	1372440C0	4	4
Surgery-Preliminary	1372440P0	2	1

### Lincoln Med Ed Partnership-NE

Lincoln	Code	Quota	Matched
Family Medicine	3021120C0	8	8

### University of Nebraska Med Ctr

Omaha	Code	Quota	Matched
Anesthesiology	1376040A0	2	2
Anesthesiology	1376040C0	10	10
Anesthesiology	1376040R0	2	2
Dermatology	1376080A0	3	3
Emergency Medicine	1376110C0	12	12
Fam Med/Grand Island	1376120C1	2	1
Fam Med/North Platte	1376120C3	1	0
Fam Med/Scottsbluff	1376120C4	2	1
Fam Med/Traditional	1376120C5	8	6
Family Med/Kearney	1376120C6	2	0
Family Med/Urban	1376120C7	0	0
Internal Medicine	1376140C0	24	24
Internal Medicine/Geriatrics	1376140C1	1	1
Medicine-Primary	1376140M0	1	1
Medicine-Preliminary	1376140P0	6	6
Neurological Surgery	1376160C0	2	2
Neurology	1376180C0	7	7
Obstetrics-Gynecology	1376220C0	4	4
Orthopaedic Surgery	1376260C0	5	5

Otolaryngology	1376280C0	3	3
Pathology	1376300C0	4	4
Pediatrics	1376320C0	15	15
Phys Medicine & Rehab	1376340C0	4	4
Psychiatry	1376400C0	5	5
Interventional Radiology (Integ)	1376416A0	1	1
Radiology-Diagnostic	1376420A0	6	6
Radiation Oncology	1376430A0	1	1
General Surgery	1376440C0	6	6
Medicine-Pediatrics	1376700C0	4	4

## NEVADA

### Dignity St Rose Dominican Hosps-NV

Henderson	Code	Quota	Matched
Internal Medicine	2337140C0	8	8
Medicine-Primary	2337140M0	4	4

### Kirk Kerkorian SOM at UNLV-NV

Las Vegas	Code	Quota	Matched
Emergency Medicine	2028110C0	6	4
Family Medicine	2028120C0	5	4
Family Medicine/Rural	2028120C1	2	2
Internal Medicine	2028140C0	23	23
Medicine-Preliminary	2028140P0	4	4
Obstetrics-Gynecology	2028220C0	4	4
Orthopaedic Surgery	2028260C0	4	4
Otolaryngology	2028280C0	2	2
Pediatrics	2028320C0	10	4
Plastic Surgery (Integrated)	2028362C0	1	1
Psychiatry	2028400C0	10	10
General Surgery	2028440C0	3	3
Surgery-Preliminary	2028440P0	1	1

### Sunrise Health GME Consortium-NV

Las Vegas	Code	Quota	Matched
Anesthesiology	1884040C0	8	8
Emergency Medicine	1884110C0	11	8
Family Medicine	1884120C0	8	7
Internal Medicine	1884140C0	22	16
Neurology	1884180C0	3	3
Obstetrics-Gynecology	1884220C0	4	4
Phys Medicine & Rehab	1884340A0	6	6
Psychiatry	1884400C0	4	4
Radiology-Diagnostic	1884420A0	5	5
General Surgery	1884440C0	4	4
Surgery-Preliminary	1884440P0	8	4
Transitional/Mountain View	1884999P0	13	13
Transitional/Southern Hills	1884999P1	13	13

### U Nevada Reno SOM

Reno	Code	Quota	Matched
Family Medicine	2017120C0	8	8
Internal Medicine	2017140C0	18	15
Medicine-Preliminary	2017140P0	5	0
Pediatrics	2017320C0	4	2
Psychiatry	2017400C0	6	6

### Valley Health System-NV

Las Vegas	Code	Quota	Matched
Emergency Medicine	2201110C0	8	2

# NRMP Program Results 2023 Main Residency Match®

## Valley Health System-NV (Continued)

Family Medicine	2201120C0	10	10
General Surgery	2201440C0	4	4
Surgery-Preliminary	2201440P0	8	0

## Valley Hosp Med Ctr-NV

Las Vegas	Code	Quota	Matched
Family Medicine	2223120C0	5	2
Internal Medicine	2223140C0	15	10
Neurology	2223180C0	2	2
Orthopaedic Surgery	2223260C0	2	2

## NEW HAMPSHIRE

### Concord Hospital-NH

Concord	Code	Quota	Matched
Family Medicine	1091120C0	8	8

### Dartmouth-Hitchcock Med Ctr-NH

Lebanon	Code	Quota	Matched
Anesthesiology	1377040C0	7	7
Anesthesiology	1377040R0	1	1
Dermatology	1377080A0	3	3
Emergency Medicine	1377110C0	6	6
Internal Medicine	1377140C0	17	17
Medicine-Primary	1377140M0	4	4
Medicine-Preliminary	1377140P0	4	3
Neurological Surgery	1377160C0	1	1
Neurology	1377180C0	5	5
Obstetrics-Gynecology	1377220C0	4	4
Orthopaedic Surgery	1377260C0	4	4
Otolaryngology	1377280C0	1	1
Pathology	1377300C0	3	3
Pediatrics	1377320C0	7	7
Plastic Surgery (Integrated)	1377362C0	1	1
Psychiatry	1377400C0	8	8
Psychiatry/Reseach Track	1377400C1	0	0
Psychiatry/Child Track	1377400C2	1	1
Interventional Radiology (Integ)	1377416A0	2	2
Radiology-Diagnostic	1377420A0	3	3
Radiation Oncology	1377430A0	1	1
General Surgery	1377440C0	4	4
Surgery-Preliminary	1377440P0	5	5
Vascular Surgery	1377451C0	1	1

### Portsmouth Regional Hosp-NH

Portsmouth	Code	Quota	Matched
Family Medicine	2248120C0	8	4
Internal Medicine	2248140C0	10	10
Psychiatry	2248400C0	6	6

## NEW JERSEY

### AtlantiCare Reg Med Ctr-NJ

Atlantic City	Code	Quota	Matched
Family Medicine	1378120C0	4	2
Internal Medicine	1378140C0	14	14
Psychiatry	1378400C0	5	5

### Atlantic Health System-NJ

Morristown	Code	Quota	Matched
Pediatrics	3033320C0	12	11

## CMSRU/Cooper University Hospital-NJ

Camden	Code	Quota	Matched
Anesthesiology	1380040C0	5	5
Dermatology	1380080A0	1	1
Emergency Medicine	1380110C0	13	13
Family Medicine	1380120C0	10	6
Internal Medicine	1380140C0	22	22
Medicine-Primary	1380140M0	4	4
Med-Primary/3-yr MD Path	1380140M1	1	1
Medicine-Preliminary	1380140P0	1	1
Neurological Surgery	1380160C0	1	1
Neurology	1380180C0	4	4
Obstetrics-Gynecology	1380220C0	5	5
Orthopaedic Surgery	1380260C0	2	2
Otolaryngology	1380280C0	1	1
Pediatrics	1380320C0	8	2
Pediatrics-Primary	1380320M0	2	0
Plastic Surgery (Integrated)	1380362C0	2	2
Psych/Cooper Hosp	1380400C0	5	5
Radiology-Diagnostic	1380420A0	5	5
General Surgery	1380440C0	5	5
Vascular Surgery	1380451C0	2	2

### Capital Health Reg Med Ctr-NJ

Trenton	Code	Quota	Matched
Emergency Medicine	2003110C0	6	2
Family Medicine	2003120C0	6	6
Internal Medicine	2003140C0	25	25
Transitional	2003999P0	13	13

### Englewood Hosp-NJ

Englewood	Code	Quota	Matched
Internal Medicine	1386140C0	10	10
Internal Medicine/Phase 3-R	1386140C1	3	3
Medicine-Preliminary	1386140P0	3	2

### HMH-Palisades Med Ctr-NJ

North Bergen	Code	Quota	Matched
Dermatology	2136080A0	3	3
Family Medicine	2136120C0	4	4
Internal Medicine	2136140C0	9	9
General Surgery	2136440C0	3	3
General Surgery/Phase 3-R	2136440C1	1	1
Surgery-Preliminary	2136440P0	2	2
Transitional	2136999P0	18	18

### Hackensack U Med Ctr-NJ

Hackensack	Code	Quota	Matched
Anesthesiology	1387040C0	1	1
Anesthesiology/Phase 3-R	1387040C1	3	3
Emergency Medicine	1387110C0	9	9
Emergency Med/Phase 3-R	1387110C1	3	3
Internal Medicine	1387140C0	8	8
Internal Medicine/Phase 3-R	1387140C1	4	4
Medicine-Preliminary	1387140P0	1	0
Obstetrics-Gynecology	1387220C0	4	4
Orthopaedic Surgery	1387260C0	3	3
Pediatrics	1387320C0	5	5
Pediatrics/Phase 3-R	1387320C1	3	3
General Surgery	1387440C0	4	4



# NRMP Program Results 2023 Main Residency Match®

## Hackensack U Med Ctr-NJ (Continued)

General Surgery/Phase 3-R	1387440C1	1	1
Surgery-Preliminary	1387440P0	1	1

## Hoboken Univ Med Ctr-NJ

Hoboken	Code	Quota	Matched
Family Medicine/NYMC	1451120C0	8	8
Family Medicine/Christ	1451120C1	6	6
Internal Medicine/Bayonne	1451140C0	12	8
General Surgery	1451440C0	4	4
Transitional/Bayonne	1451999P0	4	4

## Hunterdon Med Ctr-NJ

Flemington	Code	Quota	Matched
Family Medicine	1838120C0	6	6

## Inspira Health Network-NJ

Vineland	Code	Quota	Matched
Emergency Med/Vineland	2086110C0	12	0
Emergency Med/Mullica Hill	2086110C1	8	6
Family Medicine/Mullica Hill	2086120C0	6	2
Family Medicine/Vineland	2086120C2	6	5
Internal Medicine/Vineland	2086140C0	10	6
Internal Med/Mullica Hill	2086140C1	12	12
Med-Primary/Vineland	2086140M0	2	2
Obstetrics-Gynecology	2086220C0	3	3
Orthopaedic Surgery	2086260C0	3	3
Phys Med & Rehab/Mullica Hill	2086340C0	3	3
Phys Med & Rehab/Mullica Hill	2086340R0	3	3
Psychiatry	2086400C0	5	5
General Surgery	2086440C0	4	4
Transitional/Vineland	2086999P0	12	3
Transitional/Mullica Hill	2086999P1	12	5

## JFK Med Ctr-NJ

Edison	Code	Quota	Matched
Family Medicine	3043120C0	8	8
Neurology	3043180C0	8	8
Neurology/Phase-3-R	3043180C1	1	1
Phys Medicine & Rehab/RWJ	3043340A0	5	5
Phys Medicine & Rehab	3043340R0	1	1

## Jefferson Health New Jersey

Stratford	Code	Quota	Matched
Emergency Medicine	2120110C0	13	12
Internal Medicine	2120140C0	18	18
Obstetrics-Gynecology	2120220C0	2	2
Orthopaedic Surgery	2120260C0	5	5

## Jersey Shore Univ Med Ctr-NJ

Neptune	Code	Quota	Matched
Internal Medicine	1395140C0	17	17
Internal Medicine/Phase 3-R	1395140C1	3	3
Medicine-Preliminary	1395140P0	6	6
Child Neurology	1395185C0	2	2
Obstetrics-Gynecology	1395220C0	5	5
Pediatrics	1395320C0	9	9
Pediatrics/Phase 3-R	1395320C1	1	1
Psychiatry	1395400C0	4	4
Psychiatry/Addiction Medicine	1395400C1	0	0
Psychiatry/Child & Adolescent	1395400C2	1	1

Psychiatry/Geriatric Medicine	1395400C3	1	1
Psychiatry/HUMC	1395400C4	1	1
Psychiatry/Phase 3-R/HUMC	1395400C5	1	1
Psychiatry/Forensic Psych	1395400C6	0	0
General Surgery	1395440C0	3	3
Surgery-Preliminary	1395440P0	1	1

## Morristown Med Ctr-NJ

Morristown	Code	Quota	Matched
Emergency Medicine	1394110C0	10	10
Family Medicine	1394120C0	7	7
Internal Medicine	1394140C0	17	17
Medicine-Preliminary	1394140P0	9	9
Obstetrics-Gynecology	1394220C0	5	5
Radiology-Diagnostic	1394420A0	5	5
General Surgery	1394440C0	7	7
Surgery-Preliminary	1394440P0	3	0

## Mountainside Hosp-NJ

Montclair	Code	Quota	Matched
Family Medicine	1393120C0	6	6
Family Medicine/Phase 3-R	1393120C1	1	1
Internal Medicine	1393140C0	8	8
Medicine-Preliminary	1393140P0	2	2

## NYMC-St Marys and St Clares-NY

Denville	Code	Quota	Matched
Internal Medicine	2375140C0	17	17
Medicine-Preliminary	2375140P0	2	2
Psychiatry	2375400C0	8	8

## NYMC-St Michaels Med Ctr-NJ

Newark	Code	Quota	Matched
Internal Medicine	1857140C0	19	19
Internal Med/Roxborough	1857140C1	3	3

## New Bridge Med Ctr-NJ

Paramus	Code	Quota	Matched
Psychiatry	1908400C0	9	9

## Ocean Med Ctr-NJ

Brick	Code	Quota	Matched
Family Medicine/Osteopathic	2108120C0	8	7
Internal Medicine	2108140C0	9	9
Psychiatry	2108400C0	6	6
Psychiatry/Addiction Medicine	2108400C1	1	1
Psychiatry/Child & Adolescent	2108400C2	0	0
Psychiatry/Geriatric Pysch	2108400C3	0	0
Psychiatry/Phase 3-R	2108400C4	2	2
Psychiatry/Forensic Psych	2108400C5	0	0
Transitional	2108999P0	12	11

## Overlook Hospital-NJ

Summit	Code	Quota	Matched
Family Medicine	1408120C0	7	7
Internal Medicine	1408140C0	13	13
Medicine-Preliminary	1408140P0	2	2

## Rutgers-Community Med Ctr-NJ

Tom'S River	Code	Quota	Matched
Emergency Medicine	2298110C0	12	10
Internal Medicine	2298140C0	12	12

# NRMP Program Results 2023 Main Residency Match®

## Rutgers-Community Med Ctr-NJ (Continued)

General Surgery	2298440C0	4	4
Transitional	2298999P0	7	7
Transitional/Radiation Oncology	2298999P1	0	0
Transitional/PM&R	2298999P2	0	0
Transitional/Radiology	2298999P3	1	1

## Rutgers-Cooperman Barnabas Med Ctr-NJ

Livingston	Code	Quota	Matched
Obstetrics-Gynecology	1396220C0	10	10

## Rutgers-Jersey City Med Ctr-NJ

Jersey City	Code	Quota	Matched
Internal Medicine	1390140C0	17	17
Obstetrics-Gynecology	1390220C0	3	3
Orthopaedic Surgery	1390260C0	3	3

## Rutgers-Monmouth Med Ctr-NJ

Long Branch	Code	Quota	Matched
Internal Medicine	1392140C0	13	13
Obstetrics-Gynecology	1392220C0	4	4
Orthopaedic Surgery	1392260C0	2	2
Pediatrics	1392320C0	6	6

## Rutgers-New Jersey Medical School

Newark	Code	Quota	Matched
Anesthesiology	1398040A0	4	4
Anesthesiology	1398040C0	8	8
Emergency Medicine	1398110C0	11	9
Internal Medicine	1398140C0	37	37
Internal Med/Trinitas	1398140C2	10	10
Internal Medicine/4 yr IM-PM	1398140C3	1	1
Medicine-Preliminary	1398140P0	10	10
Med-Prelim/Anesthesiology	1398140P3	0	0
Neurological Surgery	1398160C0	3	3
Neurology	1398180C0	5	5
Child Neurology	1398185C0	1	1
Orthopaedic Surgery	1398260C0	6	6
Otolaryngology	1398280C0	4	4
Phys Medicine & Rehab	1398340A0	8	8
Plastic Surgery (Integrated)	1398362C0	3	3
Psychiatry	1398400C0	8	8
Psychiatry/Trinitas	1398400C1	5	5
Radiology-Diagnostic	1398420A0	12	12
General Surgery	1398440C0	10	10
Surgery-Preliminary	1398440P0	16	2
Surg-Prelim/Anesthesiology	1398440P4	0	0
Vascular Surgery	1398451C0	1	1
Medicine-Pediatrics	1398700C0	5	5

## Rutgers-Newark Beth Israel Med Ctr-NJ

Newark	Code	Quota	Matched
Emergency Medicine	1397110C0	8	8
Internal Medicine	1397140C0	12	12
Med-Prelim/Neurology	1397140P1	4	4
Obstetrics-Gynecology	1397220C0	4	4
Pediatrics	1397320C0	12	12

## Rutgers-R W Johnson Medical School-NJ

New Brunswick	Code	Quota	Matched
Anesthesiology	2918040A0	4	4

Anesthesiology	2918040C0	8	8
Dermatology	2918080A0	2	2
Emergency Medicine	2918110C0	9	5
Family Medicine/A-Prog	2918120C0	5	5
Family Med/CentraState	2918120C2	6	4
Internal Medicine	2918140C0	22	22
Neurology	2918180A0	5	5
Obstetrics-Gynecology	2918220C0	5	5
Orthopaedic Surgery	2918260C0	3	3
Pathology	2918300C0	2	2
Pediatrics	2918320C0	11	11
Psychiatry	2918400C0	8	8
Interventional Radiology (Integ)	2918416A0	1	1
Radiology-Diagnostic	2918420A0	6	6
Radiation Oncology	2918430A0	1	0
General Surgery	2918440C0	7	7
Surgery-Preliminary	2918440P0	10	3
Surg-Prelim/Anesthesiology	2918440P1	1	1
Vascular Surgery	2918451C0	1	1

## Rutgers-RWJUH Somerset-NJ

Somerville	Code	Quota	Matched
Family Medicine	1934120C0	7	7

## St Josephs Univ Med Ctr-NJ

Paterson	Code	Quota	Matched
Anesthesiology	1406040A0	7	7
Anesthesiology	1406040R0	1	1
Emergency Medicine	1406110C0	8	8
Family Medicine	1406120C0	4	4
Internal Medicine	1406140C1	19	19
Obstetrics-Gynecology	1406220C0	3	3
Orthopaedic Surgery	1406260C0	3	3
Pediatrics	1406320C0	12	12
General Surgery	1406440C0	3	3
Surg-Prelim/Anesthesiology	1406440P0	2	1
Surgery-Preliminary	1406440P1	1	1

## St Lukes Warren Hospital-NJ

Phillipsburg	Code	Quota	Matched
Family Medicine	2091120C0	6	6

## St Peters University Hosp-NJ

New Brunswick	Code	Quota	Matched
Internal Medicine	3211140C0	16	16
Medicine-Preliminary	3211140P0	2	0
Obstetrics-Gynecology	3211220C0	5	5
Pediatrics	3211320C0	8	8

## Virtua-NJ

Voorhees	Code	Quota	Matched
Family Medicine/Vorhees	3084120C0	6	1
Family Medicine/Rowan-Virtua SOM	3084120C1	6	3
Internal Medicine	3084140C0	18	16
Obstetrics-Gynecology	3084220C0	6	6
Psychiatry/Rowan-Virtua SOM	3084400C0	6	6
General Surgery	3084440C0	5	5
Transitional/Rowan-Virtua SOM	3084999P0	9	9

# NRMP Program Results 2023 Main Residency Match®

## NEW MEXICO

### Memorial Med Ctr-NM

	Code	Quota	Matched
Las Cruces			
Family Medicine	1214120C0	10	10
Family Medicine/Rural	1214120C1	3	3

### MountainView Reg Med Ctr-NM

	Code	Quota	Matched
Las Cruces			
Internal Medicine	2182140C0	9	9
Osteo Neuromusculo Med	2182275A0	2	1
Transitional	2182999P0	7	7
Transitional/ONMM	2182999P1	2	1

### Northern NM Family Med

	Code	Quota	Matched
Santa Fe			
Family Medicine	1277120C0	6	5

### U New Mexico SOM

	Code	Quota	Matched
Albuquerque			
Anesthesiology	1962040A0	1	1
Anesthesiology	1962040C0	6	6
Anesthesiology	1962040R0	1	1
Dermatology	1962080A0	3	3
Emergency Medicine	1962110C0	12	12
Family Medicine	1962120C0	14	14
Family Medicine/Shiprock	1962120C1	2	1
Internal Medicine	1962140C0	30	30
Medicine-Preliminary	1962140P0	6	6
Neurological Surgery	1962160C1	1	1
Neurology	1962180C0	7	7
Neurology	1962180R0	2	2
Child Neurology	1962185C0	1	1
Obstetrics-Gynecology	1962220C0	6	6
Orthopaedic Surgery	1962260C0	5	5
Otolaryngology	1962280C0	2	2
Pathology	1962300C0	4	4
Pediatrics	1962320C0	21	21
Phys Medicine & Rehab	1962340C0	7	7
Plastic Surgery (Integrated)	1962362C0	2	2
Psychiatry	1962400C0	13	13
Psychiatry/Child	1962400C1	3	3
Radiology-Diagnostic	1962420A0	8	8
General Surgery	1962440C0	7	7
Surgery-Preliminary	1962440P1	5	2

## NEW YORK

### Albany Med Ctr-NY

	Code	Quota	Matched
Albany			
Anesthesiology	1414040C0	6	6
Emergency Medicine	1414110C0	12	11
Family Medicine	1414120C0	6	6
Family Medicine/Saratoga	1414120C1	6	6
Internal Medicine	1414140C0	18	18
Medicine-Preliminary	1414140P0	6	6
Neurological Surgery	1414160C0	2	2
Neurology	1414180C0	6	6
Obstetrics-Gynecology	1414220C0	6	6
Orthopaedic Surgery	1414260C0	5	5

Otolaryngology	1414280C0	2	2
Pathology	1414300C0	4	4
Pediatrics	1414320C0	11	11
Phys Medicine & Rehab	1414340C0	2	2
Plastic Surgery (Integrated)	1414362C0	2	2
Psychiatry	1414400C0	8	8
Interventional Radiology (Integ)	1414416C0	1	1
Radiology-Diagnostic	1414420A0	5	5
General Surgery	1414440C0	6	6
Surgery-Preliminary	1414440P0	4	0
Vascular Surgery	1414451C0	1	1
Medicine-Pediatrics	1414700C0	4	4

### Arnot Ogden Med Ctr-NY

	Code	Quota	Matched
Elmira			
Emergency Medicine	2113110C0	6	3
Family Medicine	2113120C0	8	8
Internal Medicine	2113140C0	10	10
Psychiatry	2113400C0	6	6
Radiology-Diagnostic	2113420C0	2	2
Transitional	2113999P0	6	6

### Bassett Med Ctr-NY

	Code	Quota	Matched
Cooperstown			
Internal Medicine	1442140C0	11	11
Medicine-Preliminary	1442140P0	1	1
General Surgery	1442440C0	3	3
Surgery-Preliminary	1442440P0	2	1
Transitional	1442999P0	9	9
Transitional/Hopkins	1442999P1	0	0

### BronxCare Health System-NY

	Code	Quota	Matched
Bronx			
Pediatrics-Primary	1471320M1	13	13
General Surgery	1471440C0	3	3
Surgery-Preliminary	1471440P0	6	6
Transitional	1471999P0	6	6

### Brooklyn Hosp Ctr-NY

	Code	Quota	Matched
Brooklyn			
Emergency Medicine	1420110C0	8	3
Family Medicine	1420120C0	7	7
Internal Medicine	1420140C0	29	20
Obstetrics-Gynecology	1420220C0	4	4
Pediatrics	1420320C0	11	11
General Surgery	1420440C0	3	3
Surgery-Preliminary	1420440P0	6	6

### Burke Rehabilitation Hosp-NY

	Code	Quota	Matched
White Plains			
Phys Medicine & Rehab	1940340A0	6	6

### Cayuga Med Ctr-NY

	Code	Quota	Matched
Ithaca			
Medicine-Primary	2207140M0	10	10

### Coney Island Hospital-NY

	Code	Quota	Matched
Brooklyn			
Emergency Medicine	1422110C0	4	0
Internal Medicine	1422140C0	24	24
Obstetrics-Gynecology	1422220C0	3	3
Transitional/Ophthalmology	1422999P1	8	8

# NRMP Program Results 2023 Main Residency Match®

## Creedmoor Psych Ctr-NY

	Code	Quota	Matched
Queens Village Psychiatry	2599400C0	4	4

## Ellis Hospital-NY

	Code	Quota	Matched
Schenectady Family Medicine	1513120C0	10	10

## Family Health Ctrs at NYU Langone-NY

	Code	Quota	Matched
Brooklyn Medicine-Primary	1663140M0	12	12
Psychiatry	1663400C0	3	3

## Faxton-St Lukes Hosp-NY

	Code	Quota	Matched
Utica Obstetrics and Gynecology	2339220C0	4	4
Psychiatry	2339400C0	4	4
General Surgery	2339440C0	3	3
Surgery-Preliminary	2339440P0	3	1
Transitional	2339999P0	12	3

## Flushing Hospital Med Ctr-NY

	Code	Quota	Matched
Flushing Internal Medicine	1445140C0	14	14
Medicine-Preliminary	1445140P0	11	11
Obstetrics-Gynecology	1445220C0	3	3
Ob-Gyn/Preliminary	1445220P0	1	1
Pediatrics	1445320C0	10	10
General Surgery	1445440C0	3	3

## Garnet Health Med Ctr-NY

	Code	Quota	Matched
Middletown Emergency Medicine	2230110C0	6	2
Family Medicine	2230120C0	4	4
Internal Medicine	2230140C0	11	8
Neurology	2230180C0	3	3
Psychiatry	2230400C0	3	3
General Surgery	2230440C0	3	3
Transitional	2230999P0	12	9

## Good Samaritan Hosp Med Ctr-NY

	Code	Quota	Matched
West Islip Emergency Medicine	2007110C0	9	5
Family Medicine	2007120C0	6	6
Obstetrics-Gynecology	2007220C0	4	4
Pediatrics	2007320C0	5	4
Phys Medicine & Rehab	2007340A0	3	3

## Harlem Hospital Ctr-NY

	Code	Quota	Matched
New York Internal Medicine	1478140C0	24	24
Pediatrics	1478320C0	8	8
Psychiatry	1478400C0	7	7
Radiology-Diagnostic	1478420A0	4	4
General Surgery	1478440C0	3	3
Surgery-Preliminary	1478440P0	7	2

## Hosp For Special Surgery-NY

	Code	Quota	Matched
New York Orthopaedic Surgery	3128260C0	9	9

## ISMMS Mount Sinai Beth Israel-NY

	Code	Quota	Matched
New York Internal Medicine	1470140C0	31	31
Medicine-Preliminary	1470140P0	10	10
Med-Prelim/Neurology	1470140P1	5	5
Med-Prelim/Ophthalmology	1470140P2	10	10
Neurology	1470180A0	5	5
Psychiatry	1470400C0	13	13

## ISMMS Mount Sinai Hospital-NY

	Code	Quota	Matched
New York Anesthesiology	1490040C0	26	26
Dermatology	1490080A0	9	9
Emergency Medicine	1490110C0	25	25
Family Medicine	1490120C0	6	6
Internal Medicine	1490140C0	42	42
Internal Med/Research	1490140C1	4	4
Internal Med/Comm Prim Care	1490140C2	7	7
Med-Primary/Geriatrics	1490140M1	1	1
Neurological Surgery	1490160C0	2	2
Neurology	1490180C0	10	10
Child Neurology	1490185C0	1	1
Child Neurology	1490185R0	1	0
Obstetrics-Gynecology	1490220C0	8	8
Orthopaedic Surgery	1490260C0	7	7
Otolaryngology	1490280C0	6	6
Pathology	1490300C0	5	5
Pathology-AP/NP	1490300C1	1	1
Pediatrics	1490320C0	15	15
Pediatrics/Research	1490320C1	1	1
Pediatrics-Preliminary	1490320P1	1	1
Phys Medicine & Rehab	1490340C0	8	8
Phys Medicine & Rehab	1490340R0	2	2
Plastic Surgery (Integrated)	1490362C0	4	4
Psychiatry	1490400C0	13	13
Psych/Physician-Scientist	1490400C2	2	2
Interventional Radiology (Integ)	1490416A0	4	4
Radiology-Diagnostic	1490420A0	7	7
Radiation Oncology	1490430A0	4	4
Radiation Oncology/Research	1490430A1	0	0
General Surgery	1490440C0	12	12
Surgery-Preliminary	1490440P0	12	0
Surg-Prelim/Designated	1490440P1	9	8
Vascular Surgery	1490451C0	4	4
Thoracic Surgery	1490461C0	2	2
Medicine-Pediatrics	1490700C1	4	4
Peds/Psych/Child Psych	1490730C0	2	2
Pediatrics-Medical Genetics	1490765C0	1	1
Medicine-Medical Genetics	1490766C0	1	1

## ISMMS Mount Sinai Morningside-West-NY

	Code	Quota	Matched
New York Anesthesiology	2070040A0	2	2
Anesthesiology	2070040C0	13	13
Emergency Medicine	2070110C0	20	20
Internal Medicine	2070140C0	43	43
Internal Med/Geriatrics	2070140C1	0	0
Medicine-Primary	2070140M0	4	4
Med-Primary/Geriatrics	2070140M1	0	0

# NRMP Program Results 2023 Main Residency Match®

## ISMMS Mount Sinai Morningside-West-NY

### (Continued)

Medicine-Preliminary	2070140P0	19	19
Obstetrics-Gynecology	2070220C0	6	6
Pathology	2070300C0	5	5
Psychiatry	2070400C0	11	11
Radiology-Diagnostic	2070420A0	11	11

## ISMMS Mount Sinai South Nassau-NY

Oceanside	Code	Quota	Matched
Family Medicine	3067120C0	8	7
Internal Medicine	3067140C0	8	8
Int Med/Sabbath Observant	3067140C1	2	2
Obstetrics-Gynecology	3067220C0	3	3
General Surgery	3067440C0	3	3
Transitional	3067999P0	4	3

## ISMMS NYC Health+Hospitals/Elmhurst-NY

Elmhurst	Code	Quota	Matched
Internal Medicine	1491140C0	20	20
Medicine-Preliminary	1491140P0	19	19
Psychiatry	1491400C0	12	12

## ISMMS NYC Health+Hospitals/Queens-NY

Jamaica	Code	Quota	Matched
Internal Medicine	1489140C0	19	19
Medicine Preliminary	1489140P0	8	8
Obstetrics-Gynecology	1489220C0	3	3

## Institute for Family Health-NY

New York	Code	Quota	Matched
Family Medicine/Mid-Hudson	2004120C0	10	10
Family Medicine/Harlem-Mt Sinai	2004120C1	7	7

## Jacobi Med Ctr/Einstein-NY

Bronx	Code	Quota	Matched
Internal Medicine	3172140C0	28	28
Int Med/Sabbath Observed	3172140C1	2	2
Internal Med/N Central Bronx	3172140C4	18	18
Medicine-Primary	3172140M0	4	4
Pediatrics	3172320C0	15	15
Radiology-Diagnostic	3172420A0	4	4
Radiology-Diagnostic/Sabbath	3172420A1	1	1

## Jamaica Hosp Med Ctr-NY

Jamaica	Code	Quota	Matched
Family Medicine	1449120C0	11	11
Obstetrics-Gynecology	1449220C0	3	3
Ob-Gyn/Preliminary	1449220P0	1	1
Psychiatry	1449400C0	8	8

## Lincoln Med Ctr-NY

Bronx	Code	Quota	Matched
Emergency Medicine	1484110C0	11	11
Internal Medicine	1484140C0	33	33
Medicine-Preliminary	1484140P0	15	14
Obstetrics-Gynecology	1484220C0	4	4
Pediatrics-Primary	1484320M0	17	17
Psychiatry	1484400C0	4	4
General Surgery	1484440C0	3	3
Surgery-Preliminary	1484440P0	4	4
Transitional	1484999P0	13	13

## Maimonides Med Ctr-NY

Brooklyn	Code	Quota	Matched
Anesthesiology	1428040C0	11	11
Anesthesiology	1428040R0	1	1
Emergency Medicine	1428110C0	18	18
Internal Medicine	1428140C0	28	28
Internal Medicine/ROAP	1428140C1	1	1
Medicine-Preliminary	1428140P0	5	5
Obstetrics-Gynecology	1428220C0	7	7
Orthopaedic Surgery	1428260C0	3	3
Pediatrics	1428320C0	18	12
Psychiatry	1428400C0	9	9
Radiology-Diagnostic	1428420A0	4	4
General Surgery	1428440C0	4	4
Surgery-Preliminary	1428440P0	2	2
Vascular Surgery	1428451C0	1	1

## Memorial Sloan-Kettering-NY

New York	Code	Quota	Matched
Radiation Oncology	1466430A0	6	6
Transitional	1466999P0	24	24

## Montefiore Med Ctr/Einstein-NY

Bronx	Code	Quota	Matched
Anesthesiology	3153040A0	6	6
Anesthesiology	3153040C0	11	11
Dermatology	3153080A0	7	7
Emergency Medicine/Jacobi	3153110C0	21	14
Family Medicine	3153120C0	10	10
Internal Medicine	3153140C0	39	39
Internal Med/Wakefield	3153140C3	23	23
Med-Primary/Social Int Med	3153140M0	10	10
Med-Prelim/Wakefield	3153140P3	4	4
Med-Prelim/Ophthalmology	3153140P4	5	5
Neurological Surgery	3153160C0	2	2
Neurology	3153180A0	3	3
Neurology	3153180C0	9	9
Neurology	3153180R0	3	3
Child Neurology	3153185C0	2	2
Obstetrics-Gynecology	3153220C0	9	9
Ob-Gyn/Preliminary	3153220P0	2	0
Orthopaedic Surgery	3153260C0	6	6
Otolaryngology	3153280C0	4	4
Pathology	3153300C0	6	6
Pediatrics	3153320C0	23	13
Pediatrics/Research	3153320C1	1	1
Peds-Primary/Social	3153320M0	4	4
Phys Medicine & Rehab	3153340A0	5	5
Physi Medicine & Rehab	3153340C0	4	4
Phys Medicine & Rehab	3153340R0	1	1
Plastic Surgery (Integrated)	3153362C0	2	2
Psychiatry	3153400C0	12	12
Interventional Radiology (Integ)	3153416A0	2	2
Radiology-Diagnostic	3153420A0	7	7
Radiation Oncology	3153430A0	2	1
General Surgery	3153440C0	10	10
Surgery-Preliminary	3153440P3	20	15
Vascular Surgery	3153451C0	1	1
Thoracic Surgery	3153461C0	2	2

# NRMP Program Results 2023 Main Residency Match®

## Montefiore St Lukes Cornwall-NY

	Code	Quota	Matched
Newburgh			
Internal Medicine	2309140C0	13	13

## Montefiore-New Rochelle/Einstein-NY

	Code	Quota	Matched
New Rochelle			
Internal Medicine	1459140C0	13	13
Medicine-Preliminary	1459140P0	8	8

## NYMC-Metropolitan Hosp Ctr-NY

	Code	Quota	Matched
Valhalla			
Anesthesiology	1473040C0	5	5
Anesthesiology	1473040R0	1	1
Dermatology	1473080A0	2	2
Emergency Medicine	1473110C0	13	11
Emergency Medicine/Shabbos	1473110C1	0	0
Internal Medicine	1473140C0	20	20
Medicine-Preliminary	1473140P0	6	6
Pediatrics	1473320C0	6	6
Phys Medicine & Rehab	1473340A1	3	3
Psychiatry	1473400C0	7	7
General Surgery	1473440C0	4	4
Surgery-Preliminary	1473440P0	6	6

## NYMC-St Josephs Med Ctr-NY

	Code	Quota	Matched
Valhalla			
Family Medicine	1525120C0	10	10
Psychiatry	1525400C0	4	4

## NYP Brooklyn Methodist Hosp-NY

	Code	Quota	Matched
Brooklyn			
Emergency Medicine	1429110C0	13	12
Internal Medicine	1429140C0	34	34
Medicine-Preliminary	1429140P0	8	8
Obstetrics-Gynecology	1429220C0	4	4
Ob-Gyn/Preliminary	1429220P0	1	0
Pediatrics	1429320C0	11	11
Radiation Oncology	1429430A0	1	1
General Surgery	1429440C0	3	3
Surgery-Preliminary	1429440P0	5	5

## NYP Hosp-Columbia & Cornell-NY

	Code	Quota	Matched
New York			
Emergency Medicine	1409110C0	21	21
Otolaryngology	1409280C0	4	4
Phys Medicine & Rehab	1409340A0	8	8

## NYP Hosp-Columbia Univ Med Ctr-NY

	Code	Quota	Matched
New York			
Anesthesiology	1495040C0	24	24
Anesthesiology/Apgar Research	1495040C1	2	2
Dermatology	1495080A0	5	5
Family Medicine	1495120C0	6	6
Internal Medicine	1495140C0	44	44
Neurological Surgery	1495160C0	3	3
Neurology	1495180C0	10	10
Child Neurology	1495185C0	2	2
Obstetrics-Gynecology	1495220C0	6	6
Orthopaedic Surgery	1495260C0	5	5
Ortho Surgery/Research COR 6 yr	1495260C2	1	1
Pathology	1495300C0	7	7

Pediatrics	1495320C0	24	23
Pediatrics/Physician Scientist	1495320C2	1	1
Psychiatry	1495400C0	12	12
Psychiatry/Research	1495400C3	0	0
Interventional Radiology (Integ)	1495416A0	2	2
Radiology-Diagnostic	1495420A0	6	6
Radiation Oncology	1495430A0	2	2
General Surgery	1495440C0	7	7
Surgery-Preliminary	1495440P0	2	2
Surg-Prelim/Non-designated	1495440P2	4	1
Thoracic Surgery	1495461C0	2	2

## NYP Hosp-Weill Cornell Med Ctr-NY

	Code	Quota	Matched
New York			
Anesthesiology	1492040C0	19	19
Anesth/Research Scholars	1492040C1	1	1
Anesthesiology	1492040R0	4	3
Dermatology	1492080A0	4	4
Internal Medicine	1492140C0	37	37
Internal Med/Research	1492140C1	5	5
Medicine-Primary	1492140M0	4	4
Neurological Surgery	1492160C0	2	2
Neurology	1492180C0	9	9
Child Neurology	1492185C0	1	1
Obstetrics-Gynecology	1492220C0	7	7
Pathology	1492300C0	3	3
Pediatrics	1492320C0	19	19
Pediatrics/Gen Phys Sci Path	1492320C1	1	1
Plastic Surgery (Integrated)	1492362C0	2	2
Psych/Payne Whitney	1492400C0	10	10
Interventional Radiology (Integ)	1492416C0	3	3
Radiology-Diagnostic	1492420A0	7	7
General Surgery	1492440C0	8	8
Surgery-Preliminary	1492440P0	5	5

## NYU Grossman School Of Medicine-NY

	Code	Quota	Matched
New York			
Anesthesiology/NYU Man	2978040A0	22	22
Anesthesiology/NYU Bkln	2978040A1	7	7
Anesthesiology	2978040R0	5	5
Dermatology	2978080A0	6	6
Dermatology/3-yr MD Path	2978080A2	2	2
Emergency Medicine	2978110C0	17	17
Emergency Med/3-yr MD Path	2978110C1	1	1
Internal Medicine	2978140C0	28	28
Int Med/Clin Invest Track	2978140C2	6	6
Int Med/NYU-Tisch-Kimmel	2978140C3	10	10
Int Med/3-yr MD Path Tisch-Kimmel	2978140C6	2	2
Internal Medicine/NYU Bkln	2978140C7	10	10
Medicine-Primary/NYU Man	2978140M0	7	7
Med-Primary/3-yr MD Path Man	2978140M2	1	1
Med-Prelim/NYU Man	2978140P0	1	1
Med-Prelim/Neurology NYU Man	2978140P1	9	9
Med-Prelim/Anesthesia NYU Man	2978140P2	3	3
Med-Prelim/NYU Bkln	2978140P3	6	6
Med-Prelim/Neurology NYU Bkln	2978140P4	4	4
Med-Prelim/Anesthesia NYU Bkln	2978140P5	1	1
Med-Prelim/3-yr MD Path Man	2978140P6	7	7
Med-Prelim/3-yr MD Path Neuro Ma	2978140P7	1	1
Neurological Surgery	2978160C0	3	3

# NRMP Program Results 2023 Main Residency Match®

## NYU Grossman School Of Medicine-NY (Continued)

Neurology/NYU Man	2978180A0	11	11
Neurology/NYU Bkln	2978180A1	5	5
Neurology/3-yr MD Path NYU Man	2978180A2	1	1
Child Neurology	2978185C0	1	1
Child Neurology/3-yr MD Path	2978185C1	1	1
Child Neurology	2978185R0	1	1
Obstetrics-Gynecology	2978220C0	10	10
Orthopaedic Surgery	2978260C0	12	12
Ortho Surgery/3-yr MD Path	2978260C1	2	2
Otolaryngology	2978280C0	4	4
Pathology	2978300C0	7	7
Pediatrics	2978320C0	17	17
Pediatrics/3-yr MD Path	2978320C1	1	1
Phys Medicine & Rehab	2978340A0	11	11
Phys Med & Rehab/3-yr MD Path	2978340A1	1	1
Plastic Surgery (Integrated)	2978362C0	3	3
Plastic Surg (Integ)/3-yr MD Path	2978362C1	1	1
Psychiatry	2978400C0	12	12
Psychiatry/Research/MDPhD	2978400C1	2	2
Psychiatry/Child/Research	2978400C2	1	1
Psychiatry/3yr MD	2978400C3	1	1
Interventional Radiology (Integ)	2978416A0	2	2
Radiology-Diagnostic	2978420A0	7	7
Radiology-Diag/3-Yr MD Path	2978420A1	3	3
Radiation Oncology	2978430A0	1	1
Radiation Oncology/3-Yr MD Path	2978430A1	1	1
General Surgery/NYU Man	2978440C0	8	8
General Surgery/NYU Bkln	2978440C1	3	3
Surg-Prelim/NYU Man	2978440P0	6	5
Surg-Prelim/Int Radiology	2978440P2	0	0
Vascular Surgery	2978451C0	1	1
Thoracic Surgery	2978461C0	1	1
Psychiatry-Neurology	2978755C0	1	1

## NYU Long Island SOM-NY

Mineola	Code	Quota	Matched
Emergency Medicine	1455110C0	6	6
Internal Medicine	1455140C0	16	16
Internal Medicine/LISOM Trk	1455140C1	6	6
Medicine-Preliminary	1455140P0	16	14
Obstetrics-Gynecology	1455220C0	5	5
Orthopaedic Surgery	1455260C0	3	3
Pathology	1455300C0	2	2
Pediatrics	1455320C0	12	12
Pediatrics/LISOM Trk	1455320C1	0	0
General Surgery	1455440C0	4	4
General Surgery/LISOM Trk	1455440C1	1	1
Surgery-Preliminary	1455440P0	5	3

## Nassau Univ Med Ctr-NY

East Meadow	Code	Quota	Matched
Emergency Medicine	1448110C0	5	0
Internal Medicine	1448140C0	26	25
Medicine-Preliminary	1448140P0	10	9
Med-Prelim/Ophthalmology	1448140P1	4	4
Obstetrics-Gynecology	1448220C0	4	4
Ob-Gyn/Preliminary	1448220P0	1	0
Orthopaedic Surgery	1448260C0	2	2

Pediatrics	1448320C0	6	6
Phys Medicine & Rehab	1448340A0	4	4
Plastic Surgery (Integrated)	1448362C0	1	1
Psychiatry	1448400C0	7	7
Psychiatry/CAP 5 yr	1448400C1	3	3
Radiology-Diagnostic	1448420A0	4	4
General Surgery	1448440C0	3	3
Surgery-Preliminary	1448440P0	7	1
Transitional	1448999P0	10	8

## New York Institute Technology COM

Old Westbury	Code	Quota	Matched
Family Medicine	2314120C0	7	7

## New York-Presbyterian/Queens

Flushing	Code	Quota	Matched
Emergency Medicine	1822110C0	9	9
Internal Medicine	1822140C0	18	18
Medicine-Preliminary	1822140P0	6	6
General Surgery	1822440C0	5	5
Surgery-Preliminary	1822440P0	6	1

## Niagara Falls Mem Med Ctr-NY

Niagara Falls	Code	Quota	Matched
Family Medicine	2205120C0	4	4

## Nuvance Health-NY

Poughkeepsie	Code	Quota	Matched
Anesthesiology	2183040C0	6	6
Emergency Medicine	2183110C0	10	6
Family Medicine	2183120C0	8	4
Internal Medicine	2183140C0	25	25
Neurology	2183180C0	5	5
Psychiatry	2183400C0	8	8
General Surgery	2183440C0	3	3
Transitional	2183999P0	4	4

## OBH Brookdale Univ Hosp Med Ctr-NY

Brooklyn	Code	Quota	Matched
Emergency Medicine	1419110C0	8	8
Psychiatry	1419400C0	6	6
General Surgery	1419440C0	3	3
Surgery-Preliminary	1419440P0	9	2

## OBH Interfaith Med Ctr-NY

Brooklyn	Code	Quota	Matched
Psychiatry	1425400C0	8	8

## OBH Kingsbrook Jewish Med Ctr-NY

Brooklyn	Code	Quota	Matched
Orthopaedic Surgery	1476260C0	2	2
Phys Medicine & Rehab	1476340A0	4	4
Phys Medicine & Rehab	1476340R0	1	1

## Our Lady Of Lourdes-NY

Binghamton	Code	Quota	Matched
Family Medicine	2185120C0	10	10
Internal Medicine	2185140C0	6	6

## Richmond Univ Med Ctr-NY

Staten Island	Code	Quota	Matched
Internal Medicine	1514140C0	12	12
Medicine-Preliminary	1514140P0	14	4

# NRMP Program Results 2023 Main Residency Match®

## Richmond Univ Med Ctr-NY (Continued)

Obstetrics-Gynecology	1514220C0	4	4
Pediatrics	1514320C0	6	6
Psychiatry	1514400C0	7	7
Radiology-Diagnostic	1514420A0	2	2

## Rochester Gen Hosp-NY

Rochester	Code	Quota	Matched
Family Medicine	1509120C0	5	4
Internal Medicine	1509140C0	24	24
Obstetrics-Gynecology	1509220C0	5	5
Psychiatry	1509400C0	4	4
Interventional Radiology (Integ)	1509416A0	2	2
Radiology-Diagnostic	1509420A0	5	5

## Rochester Regional Health/Unity Hosp-NY

Rochester	Code	Quota	Matched
Internal Medicine	1510140C0	16	16
Medicine-Preliminary	1510140P0	3	0
Phys Medicine & Rehab	1510340A0	3	1

## SUNY HSC Brooklyn-NY

Brooklyn	Code	Quota	Matched
Anesthesiology	1426040C0	13	13
Anesthesiology	1426040R0	4	4
Dermatology	1426080A0	8	8
Emergency Medicine	1426110C0	18	18
Family Medicine	1426120C0	6	4
Internal Medicine	1426140C0	57	57
Medicine-Primary	1426140M0	12	12
Medicine-Preliminary	1426140P0	10	10
Neurology	1426180C0	11	11
Child Neurology	1426185C0	2	2
Obstetrics-Gynecology	1426220C0	6	6
Orthopaedic Surgery	1426260C0	6	6
Otolaryngology	1426280C0	3	3
Pathology	1426300C0	6	6
Pediatrics	1426320C0	27	27
Phys Medicine & Rehab	1426340A0	6	6
Psychiatry	1426400C0	12	12
Radiology-Diagnostic	1426420A0	8	8
General Surgery	1426440C0	8	8
Surgery-Preliminary	1426440P0	15	8
Medicine-Emergency Med	1426705C0	4	4

## SUNY Upstate Med University

Syracuse	Code	Quota	Matched
Anesthesiology	1516040C0	11	11
Emergency Medicine	1516110C0	11	5
Family Medicine	1516120C0	6	6
Family Med/Rural-Auburn	1516120C1	2	2
Internal Medicine	1516140C0	35	35
Medicine-Preliminary	1516140P0	15	11
Med-Prelim/Radiology	1516140P4	3	3
Med-Prelim/RadOnc	1516140P6	0	0
Neurological Surgery	1516160C0	2	2
Neurology	1516180C0	8	8
Obstetrics-Gynecology	1516220C0	5	5
Orthopaedic Surgery	1516260C0	5	5
Otolaryngology	1516280C0	3	3

Pathology	1516300C0	3	3
Pediatrics	1516320C0	15	15
Phys Medicine & Rehab	1516340C0	6	6
Phys Medicine & Rehab	1516340R0	1	1
Psychiatry	1516400C0	5	5
Psychiatry/Rural-Watertown	1516400C1	1	1
Psychiatry/Rural-EPC	1516400C10	2	2
Psychiatry/Rural-CDPC	1516400C9	2	2
Radiology-Diagnostic	1516420A0	7	7
Radiation Oncology	1516430A0	1	1
General Surgery	1516440C0	5	5
Surgery-Preliminary	1516440P0	6	1

## Samaritan Med Ctr-NY

Watertown	Code	Quota	Matched
Family Medicine	2024120C0	2	0
Internal Medicine	2024140C0	2	1

## St Barnabas Hosp-NY

Bronx	Code	Quota	Matched
Dermatology	3113080A0	1	1
Emergency Medicine/Osteopathic	3113110C0	15	5
Osteo Neuromusculo Med	3113275C0	4	1
Pediatrics	3113320C0	6	6
General Surgery	3113440C0	4	4

## St Elizabeth Med Ctr-NY

Utica	Code	Quota	Matched
Family Medicine	3064120C0	10	10

## St Johns Riverside Hospital-NY

Yonkers	Code	Quota	Matched
Emergency Medicine	1897110C0	10	0
Internal Medicine	1897140C0	9	9
Medicine-Preliminary	1897140P0	3	3

## St Josephs Health-NY

Syracuse	Code	Quota	Matched
Family Medicine	1518120C0	14	14
Transitional	1518999P0	6	6

## Stony Brook Teach Hosps-NY

Stony Brook	Code	Quota	Matched
Anesthesiology	2919040C0	10	10
Anesthesiology/3-yr MD Path	2919040C1	2	2
Anesthesiology	2919040R1	1	1
Dermatology	2919080A0	3	3
Emergency Medicine	2919110C0	15	14
Emergency Medicine/3-yr MD Path	2919110C1	1	1
Family Medicine	2919120C0	7	7
Internal Medicine	2919140C0	30	30
Internal Med/Southampton	2919140C2	7	6
Internal Medicine/3-yr MD Path	2919140C3	1	1
Medicine-Primary	2919140M0	2	2
Neurological Surgery	2919160C0	1	1
Neurology	2919180C0	6	6
Child Neurology	2919185C0	1	1
Obstetrics-Gynecology	2919220C0	5	5
Orthopaedic Surgery	2919260C0	4	4
Orthopaedic Surgery/3-yr MD Path	2919260C2	1	1
Otolaryngology	2919280C1	1	1



# NRMP Program Results 2023 Main Residency Match®

## Stony Brook Teach Hosps-NY (Continued)

Pathology	2919300C0	3	3
Pediatrics	2919320C0	11	11
Pediatrics/3-yr MD Path	2919320C1	1	1
Phys Medicine & Rehab	2919340A0	3	3
Psychiatry	2919400C0	6	6
Psychiatry/Comb Adult/Child	2919400C2	1	1
Psychiatry/ELIH	2919400C3	5	5
Psychiatry/3-yr MD Path	2919400C4	1	1
Psychiatry/Research	2919400C5	0	0
Radiology-Diagnostic	2919420A0	4	4
Radiology-Diagnostic/3-yr MD Path	2919420A2	2	2
Radiation Oncology	2919430A0	1	1
General Surgery/Combined	2919440C2	7	7
Surg-Prelim/Combined	2919440P3	8	4
Vascular Surgery	2919451C0	1	1
Medicine-Pediatrics	2919700C0	3	3
Transitional/Southampton	2919999P1	7	7
Transitional/Ophthalmology	2919999P2	3	3
Transitional/3-yr MD Path	2919999P3	2	2
Transitional/Radiology	2919999P4	3	3

## U Rochester/Strong Memorial-NY

Rochester	Code	Quota	Matched
Anesthesiology	1511040C0	18	18
Anesthesiology	1511040R0	3	3
Dermatology	1511080A0	4	4
Dermatology	1511080R0	1	1
Emergency Medicine	1511110C0	14	12
Family Medicine/Urban	1511120C0	10	5
Family Med/Inner City	1511120C1	2	2
Internal Medicine	1511140C0	25	25
Int Med/Research Pathway	1511140C1	0	0
Medicine-Primary	1511140M0	3	3
Medicine-Primary/Rural	1511140M1	0	0
Medicine-Preliminary	1511140P0	2	2
Neurological Surgery	1511160C0	2	2
Neurology	1511180C0	8	8
Child Neurology	1511185C0	3	3
Child Neurology	1511185R0	1	1
Obstetrics-Gynecology	1511220C0	8	8
Orthopaedic Surgery	1511260C0	7	7
Ortho Surgery/Research	1511260C1	1	1
Otolaryngology	1511280C0	3	2
Pathology	1511300C0	3	3
Pediatrics	1511320C0	14	14
Phys Medicine & Rehab	1511340C0	5	5
Phys Medicine & Rehab	1511340R0	1	1
Plastic Surgery (Integrated)	1511362C0	2	2
Psychiatry	1511400C0	7	7
Psychiatry/Child Psych	1511400C1	1	1
Interventional Radiology (Integ)	1511416A0	2	2
Radiology-Diagnostic	1511420A0	9	9
Radiation Oncology	1511430A0	1	0
General Surgery	1511440C0	8	8
Surg-Prelim/Non-Designated	1511440P2	2	2
Vascular Surgery	1511451C0	2	2
Thoracic Surgery	1511461C0	1	1
Medicine-Pediatrics	1511700C0	8	8

## UHS-Wilson Med Ctr-NY

Johnson City	Code	Quota	Matched
Family Medicine	1452120C0	9	9
Internal Medicine	1452140C0	13	13
Medicine-Preliminary	1452140P0	5	5

## UVM Health Network CVPH-NY

Plattsburgh	Code	Quota	Matched
Family Medicine	1813120C0	6	6

## University at Buffalo SOM-NY

Buffalo	Code	Quota	Matched
Anesthesiology	3099040C0	12	12
Emergency Medicine	3099110C0	16	8
Fam Med/Buffalo General	3099120C0	4	4
Fam Med/Erie County	3099120C1	5	5
Fam Med/Millard Fillmore	3099120C2	5	5
Family Med/Olean	3099120C4	2	2
Family Medicine/Sisters	3099120C5	5	5
Internal Medicine	3099140C0	33	33
Internal Med/Sisters	3099140C5	13	13
Medicine-Preliminary	3099140P1	1	1
Med-Prelim/Sisters	3099140P4	2	2
Med-Prelim/Ophthalmology	3099140P6	3	3
Neurological Surgery	3099160C0	3	3
Neurology	3099180C0	5	5
Child Neurology	3099185C0	1	1
Obstetrics-Gynecology	3099220C0	9	9
Obstetrics-Gynecology/Sisters	3099220C1	4	4
Orthopaedic Surgery	3099260C0	5	5
Otolaryngology	3099280C0	2	2
Pathology	3099300C0	4	4
Pediatrics	3099320C0	15	15
Psychiatry	3099400C0	4	4
Combined Adult/Child Psych	3099400C1	3	3
Radiology-Diagnostic	3099420A0	4	4
Radiology-Diagnostic	3099420R0	1	1
Radiation Oncology	3099430A0	2	2
Radiation Oncology	3099430R0	1	0
General Surgery	3099440C0	9	9
Surgery-Preliminary	3099440P0	1	1
Vascular Surgery	3099451C0	1	1
Medicine-Pediatrics	3099700C0	4	4
Medicine-Preventive Med	3099751C0	1	1

## Westchester Medical Ctr-NY

Valhalla	Code	Quota	Matched
Anesthesiology	2157040C0	13	13
Anesthesiology	2157040R1	3	3
Internal Medicine	2157140C0	18	18
Internal Medicine/Shabbos	2157140C1	2	2
Neurological Surgery	2157160C0	2	2
Neurology	2157180C0	3	3
Obstetrics-Gynecology	2157220C0	4	4
Ob-Gyn/Preliminary	2157220P0	1	1
Orthopaedic Surgery	2157260C0	3	3
Otolaryngology	2157280C0	1	1
Pathology	2157300C0	4	4
Pathology/Shabbos	2157300C1	0	0

# NRMP Program Results 2023 Main Residency Match®

## Westchester Medical Ctr-NY (Continued)

Pediatrics	2157320C0	19	19
Pediatrics-Preliminary/1 yr	2157320P1	1	1
Peds-Prelim/BCH Child Neurology	2157320P2	1	1
Psychiatry	2157400C0	8	8
Psychiatry/Shabbos	2157400C1	1	1
Radiology-Diagnostic	2157420A0	5	5
General Surgery	2157440C0	2	2
General Surgery/Research	2157440C1	2	2
Surgery-Preliminary	2157440P0	5	2

## Woodhull Med Ctr-NY

Brooklyn			
Medicine-Primary	3116140M0	23	23

## Wyckoff Heights Med Ctr-NY

Brooklyn			
Emergency Medicine	1435110C0	6	5
Internal Medicine	1435140C0	25	25
Obstetrics-Gynecology	1435220C0	2	2
Pediatrics	1435320C0	3	3
General Surgery	1435440C0	5	5

## Zucker SOM-Northwell Cohen Childrens-NY

New Hyde Park			
Child Neurology	1861185C0	2	2
Pediatrics	1861320C0	30	30
Pediatrics-Preliminary	1861320P0	3	3

## Zucker SOM-Northwell Forest Hills Hosp-NY

Forest Hills			
Internal Medicine	2062140C0	12	12
Medicine-Preliminary	2062140P0	2	2

## Zucker SOM-Northwell Glen Cove Hosp-NY

Glen Cove			
Family Medicine	1446120C0	7	7

## Zucker SOM-Northwell Huntington Hosp-NY

Huntington			
Orthopaedic Surgery	2319260C0	6	6

## Zucker SOM-Northwell Lenox Hill Hosp-NY

New York			
Internal Medicine	1483140C0	23	23
Medicine-Primary	1483140M0	3	3
Medicine-Preliminary	1483140P0	13	13
Med-Prelim/Neurology	1483140P1	3	3
Obstetrics-Gynecology	1483220C0	4	4
Orthopaedic Surgery	1483260C0	2	2
Pathology	1483300C0	2	2
Radiology-Diagnostic	1483420A0	4	4
General Surgery	1483440C0	4	4
Surgery-Preliminary	1483440P0	3	0
Vascular Surgery	1483451C0	1	1

## Zucker SOM-Northwell Mather Hosp-NY

Port Jefferson			
Internal Medicine	2187140C0	18	18
Psychiatry	2187400C0	6	6
Interventional Radiology (Integ)	2187416A0	1	1
Radiology-Diagnostic	2187420A0	3	3

Transitional	2187999P0	9	9
Trans/Radiology Mather	2187999P1	3	3
Trans/Int Radiology Mather	2187999P2	1	1

## Zucker SOM-Northwell NS/LIJ-NY

New Hyde Park			
Anesthesiology	1700040C0	6	6
Anesthesiology	1700040R0	1	1
Dermatology	1700080A0	4	4
Emergency Medicine	1700110C2	23	23
Internal Medicine	1700140C0	36	36
Medicine-Preliminary	1700140P0	19	19
Neurological Surgery	1700160C0	3	3
Neurology	1700180A0	7	7
Obstetrics-Gynecology	1700220C0	10	10
Ob-Gyn/Preliminary	1700220P0	2	0
Orthopaedic Surgery	1700260C0	4	4
Otolaryngology	1700280C0	2	2
Pathology	1700300C0	4	4
Phys Medicine & Rehab	1700340A0	4	4
Plastic Surgery (Integrated)	1700362C0	3	3
Interventional Radiology (Integ)	1700416A0	2	2
Radiology-Diagnostic	1700420A0	10	10
Radiology-Diagnostic	1700420R0	1	1
Radiation Oncology	1700430A0	2	2
General Surgery	1700440C0	8	8
Surgery-Preliminary	1700440P0	12	4
Vascular Surgery	1700451C1	1	1
Thoracic Surgery	1700461C0	1	1
Medicine-Emergency Med	1700705C0	2	2

## Zucker SOM-Northwell Peconic Bay-NY

Riverhead			
Family Medicine	2200120C0	5	5
Transitional	2200999P0	12	12

## Zucker SOM-Northwell Phelps Hosp-NY

Sleepy Hollow			
Family Medicine	1453120C0	8	8

## Zucker SOM-Northwell Plainview Hosp-NY

Plainview			
Family Medicine	1938120C0	10	10
Transitional	1938999P0	10	10

## Zucker SOM-Northwell South Shore-NY

Bay Shore			
Emergency Medicine	1417110C0	6	1
Internal Medicine	1417140C0	6	6
Obstetrics-Gynecology	1417220C0	4	4
Ob-Gyn/Preliminary	1417220P0	1	1
General Surgery	1417440C0	3	3
Surgery-Preliminary	1417440P0	5	0
Transitional	1417999P0	10	2

## Zucker SOM-Northwell Staten Island Univ-NY

Staten Island			
Emergency Medicine	1515110C0	10	10
Internal Medicine	1515140C0	35	35
Medicine-Preliminary	1515140P0	19	19
Med-Prelim/Neurology	1515140P1	3	3

# NRMP Program Results 2023 Main Residency Match®

## Zucker SOM-Northwell Staten Island Univ-NY

### (Continued)

Med-Prelim/Radiology	1515140P2	1	1
Neurology	1515180A0	6	6
Obstetrics-Gynecology	1515220C0	4	4
Pathology	1515300C0	3	3
Pediatrics	1515320C0	8	8
Psychiatry	1515400C0	4	4
Radiology-Diagnostic	1515420A0	4	4
General Surgery	1515440C0	3	3
Surgery-Preliminary	1515440P0	6	6

## Zucker SOM-Northwell Zucker Hillside-NY

	Code	Quota	Matched
Glen Oaks			
Psychiatry	1860400C0	11	11
Psychiatry/Research	1860400C1	2	2

## NORTH CAROLINA

### Atrium Health Cabarrus-NC

	Code	Quota	Matched
Concord			
Family Med/Cabarrus	1231120C0	8	8

### Campbell University-NC

	Code	Quota	Matched
Lillington			
Dermatology/Sampson RMC	2128080A0	2	2
Emergency Medicine/Cape Fear	2128110C0	11	3
Emergency Med/Southeastern Hlth	2128110C1	8	1
Family Medicine/Harnett Health	2128120C0	4	2
Family Medicine/Sampson RMC	2128120C1	4	4
Family Medicine/Southeastern Hlth	2128120C2	8	3
Family Medicine/Conway MC	2128120C3	8	5
Internal Medicine/Cape Fear	2128140C0	20	20
Internal Medicine/Southeastern Hlth	2128140C1	13	4
Internal Medicine/Harnett Health	2128140C2	8	8
Obstetrics-Gynecology/Cape Fear	2128220C0	4	4
Psychiatry/Cape Fear	2128400C0	8	8
General Surgery/Cape Fear	2128440C0	4	4
Transitional/Cape Fear	2128999P0	20	3
Transitional/Harnett Health	2128999P1	13	1
Transitional/Sampson RMC	2128999P2	2	2
Trans/Sampson RMC Dermatology	2128999P3	2	2
Transitional/Conway MC	2128999P4	15	1

### Carolinas Med Ctr-NC

	Code	Quota	Matched
Charlotte			
Emergency Medicine	1527110C0	14	14
Family Med/Elizabeth/Traditional	1527120C0	6	6
Family Med/Biddle Point/Urban	1527120C1	3	3
Family Med/Union/Apprenticeship	1527120C2	3	3
Internal Medicine	1527140C0	12	12
Medicine-Preliminary	1527140P0	6	6
Med-Prelim/PM&R	1527140P1	2	2
Neurological Surgery	1527160C0	1	1
Obstetrics-Gynecology	1527220C0	6	6
Orthopaedic Surgery	1527260C0	5	5
Pediatrics	1527320C0	12	12
Phys Medicine & Rehab	1527340A0	5	5
Phys Medicine & Rehab	1527340R0	1	1
Psychiatry	1527400C0	5	5
General Surgery	1527440C0	6	6

Surgery-Preliminary	1527440P0	1	1
---------------------	-----------	---	---

### Cone Health-NC

	Code	Quota	Matched
Greensboro			
Family Medicine	1943120C0	7	7
Family Medicine/FIRST	1943120C1	1	1
Internal Medicine	1943140C0	6	6
Medicine-Preliminary	1943140P0	6	4
Psychiatry	1943400C0	4	4

### Duke Univ Med Ctr-NC

	Code	Quota	Matched
Durham			
Anesthesiology	1529040C0	13	13
Anesthesiology/ACES 60 months	1529040C1	1	1
Dermatology	1529080A0	4	4
Dermatology/Diversity	1529080A2	1	1
Dermatology/Research	1529080A3	0	0
Dermatology	1529080R0	1	1
Emergency Medicine	1529110C0	12	8
Family Medicine	1529120C0	6	6
Family Medicine/Rural	1529120C1	2	2
Internal Medicine	1529140C0	46	46
Medicine-Preliminary	1529140P0	4	4
Med-Prelim/Neurology	1529140P1	7	7
Neurological Surgery	1529160C0	3	3
Neurology	1529180A0	7	7
Child Neurology	1529185C0	2	2
Obstetrics-Gynecology	1529220C0	9	9
Orthopaedic Surgery	1529260C0	8	8
Otolaryngology	1529280C0	3	3
Otolaryngology/Research	1529280C1	1	1
Pathology	1529300C0	5	5
Pediatrics	1529320C0	14	14
Pediatrics/Research Scholars	1529320C1	2	2
Plastic Surgery (Integrated)	1529362C0	3	3
Psychiatry	1529400C0	9	9
Psychiatry/Research	1529400C3	2	2
Interventional Radiology (Integ)	1529416A0	3	3
Radiology-Diagnostic	1529420A0	10	10
Radiation Oncology	1529430A0	3	3
Rad Onc/Research Scholar	1529430A1	1	1
General Surgery	1529440C0	7	7
Surgery-Preliminary	1529440P0	3	3
Surg-Prelim/Int Radiology	1529440P4	3	1
Vascular Surgery	1529451C0	1	1
Thoracic Surgery	1529461C0	1	1
Medicine-Pediatrics	1529700C0	6	6
Medicine-Psychiatry	1529715C0	2	2

### ECU Health Med Ctr-NC

	Code	Quota	Matched
Greenville			
Emergency Medicine	3057110C0	12	9
Family Medicine	3057120C0	12	8
Family Medicine/Rural-Ahoskie	3057120C1	2	2
Family Medicine/Rural-Duplin	3057120C2	2	2
Internal Medicine	3057140C0	18	18
Medicine-Preliminary	3057140P0	4	0
Obstetrics-Gynecology	3057220C0	5	5
Pathology	3057300C0	3	3
Pediatrics	3057320C0	10	10

# NRMP Program Results 2023 Main Residency Match®

## ECU Health Med Ctr-NC (Continued)

Phys Medicine & Rehab	3057340C0	5	5
Psychiatry	3057400C0	9	8
General Surgery	3057440C0	5	5
Surgery-Preliminary	3057440P0	4	4
Medicine-Pediatrics	3057700C0	6	6
Medicine-Emergency Med	3057705C0	2	2
Medicine-Psychiatry	3057715C0	2	2

## Mountain AHEC-NC

Asheville	Code	Quota	Matched
Family Medicine/Asheville	3023120C0	12	12
Family Med/Hendersonville	3023120C1	6	3
Family Medicine/Boone	3023120C2	6	6
Internal Medicine	3023140C0	15	15
Obstetrics-Gynecology	3023220C0	5	5
Psychiatry	3023400C0	5	5
Psychiatry/First	3023400C2	1	1
General Surgery	3023440C0	5	5
Transitional	3023999P0	13	13

## New Hanover Reg Med Ctr-NC

Wilmington	Code	Quota	Matched
Family Medicine	1534120C0	6	3
Internal Medicine	1534140C0	7	7
Medicine-Preliminary	1534140P0	2	2
Obstetrics-Gynecology	1534220C0	4	4
Ob-Gyn/Preliminary	1534220P1	1	1
General Surgery	1534440C0	3	3
General Surgery/FIRST	1534440C1	1	1
Surgery-Preliminary	1534440P0	1	1

## Novant Health-NC

Cornelius	Code	Quota	Matched
Family Medicine	1891120C0	6	6

## Southern Regional AHEC-NC

Fayetteville	Code	Quota	Matched
Family Medicine	3046120C0	8	7

## U North Carolina Hospitals

Chapel Hill	Code	Quota	Matched
Anesthesiology	1900040C0	14	14
Anesthesiology	1900040R0	2	2
Dermatology	1900080A0	6	6
Emergency Medicine	1900110C0	12	12
Emergency Med/Military	1900110C1	1	1
Family Medicine	1900120C0	7	7
Family Med/Rural Health	1900120C1	6	6
Family Medicine/FIRST	1900120C2	1	1
Internal Medicine	1900140C0	27	27
Internal Med/Research	1900140C1	2	2
Medicine-Preliminary	1900140P0	10	10
Neurological Surgery	1900160C0	2	2
Neurology	1900180C0	7	7
Child Neurology	1900185C0	2	2
Obstetrics-Gynecology	1900220C0	7	7
Orthopaedic Surgery	1900260C0	4	4
Ortho Surgery/Research 6 yr	1900260C1	1	1
Otolaryngology	1900280C0	4	4

Pathology	1900300C0	4	4
Pediatrics	1900320C0	16	16
Pediatrics/Physician Scientist	1900320C2	0	0
Pediatrics/FIRST	1900320C3	1	1
Pediatrics-Primary	1900320M0	4	4
Pediatrics-Preliminary	1900320P0	1	0
Phys Medicine & Rehab	1900340C0	4	4
Plastic Surgery (Integrated)	1900362C0	2	2
Psychiatry	1900400C0	16	16
Psychiatry/FIRST	1900400C1	1	1
Psychiatry/PSTP	1900400C2	1	1
Interventional Radiology (Integ)	1900416A0	3	3
Radiology-Diagnostic	1900420A0	9	9
Radiation Oncology	1900430A0	2	2
General Surgery	1900440C0	7	7
Surgery-Preliminary	1900440P0	8	3
Vascular Surgery	1900451C0	1	1
Thoracic Surgery	1900461C0	1	1
Medicine-Pediatrics	1900700C0	6	6

## UNC Health Blue Ridge-NC

Morganton	Code	Quota	Matched
Internal Medicine	1914140C0	9	9

## Wake Forest Baptist Med Ctr-NC

Winston Salem	Code	Quota	Matched
Anesthesiology	1537040C0	14	14
Dermatology	1537080A0	4	4
Emergency Medicine	1537110C0	15	15
Family Medicine	1537120C0	10	10
Internal Medicine	1537140C0	31	31
Medicine-Primary	1537140M0	3	3
Medicine-Preliminary	1537140P0	3	2
Neurological Surgery	1537160C0	2	2
Neurology	1537180C0	6	6
Child Neurology	1537185C0	2	2
Obstetrics-Gynecology	1537220C0	6	6
Orthopaedic Surgery	1537260C0	5	5
Otolaryngology	1537280C0	3	3
Pathology	1537300C0	5	5
Pediatrics	1537320C0	14	14
Plastic Surgery (Integrated)	1537362C0	3	3
Psychiatry	1537400C0	9	9
Interventional Radiology (Integ)	1537416C0	1	1
Radiology-Diagnostic	1537420A0	9	9
Radiation Oncology	1537430A0	1	0
General Surgery	1537440C0	7	7
Surgery-Preliminary	1537440P0	9	0

## WakeMed Health and Hospitals-NC

Raleigh	Code	Quota	Matched
Internal Medicine	2275140C0	5	5

## Womack Army Med Ctr-NC

Fort Bragg	Code	Quota	Matched
Orthopaedic Surgery	2376260C0	2	2

# NRMP Program Results 2023 Main Residency Match®

## NORTH DAKOTA

### Altru Health System-ND

Grand Forks	Code	Quota	Matched
Family Med/Grand Forks	1100120C0	8	8

### U North Dakota SOM

Grand Forks	Code	Quota	Matched
Family Med/Bismarck	1539120C1	5	5
Family Medicine/Minot	1539120C2	6	6
Family Medicine/Hettinger	1539120C3	1	1
Family Medicine/Rural Williston	1539120C4	2	1
Family Medicine/Fargo	1539120C5	6	6
Internal Medicine	1539140C0	8	8
Neurology	1539180C0	3	3
Orthopaedic Surgery	1539260C0	3	3
Psychiatry	1539400C0	6	6
General Surgery	1539440C0	3	3
General Surgery/Rural	1539440C1	2	2
Surgery-Preliminary	1539440P0	3	1
Transitional	1539999P0	5	5

## OHIO

### Adena Health System-OH

Chillicothe	Code	Quota	Matched
Family Medicine	2127120C0	5	5
Internal Medicine	2127140C0	7	7
Psychiatry	2127400C0	3	3

### Akron Gen Med Ctr/NEOMED-OH

Akron	Code	Quota	Matched
Emergency Medicine	1542110C0	11	11
Family Medicine	1542120C0	4	4
Internal Medicine	1542140C0	11	11
Medicine-Preliminary	1542140P0	4	2
Obstetrics-Gynecology	1542220C0	5	5
Orthopaedic Surgery	1542260C0	3	3
Psychiatry	1542400C0	4	4
General Surgery	1542440C0	4	4

### Aultman Hospital/NEOMED-OH

Canton	Code	Quota	Matched
Emergency Medicine	1544110C0	6	2
Family Medicine	1544120C0	7	7
Obstetrics-Gynecology	1544220C0	5	5
Orthopaedic Surgery	1544260C0	2	2
Radiology-Diagnostic	1544420A0	4	4

### Bethesda Hospital-OH

Cincinnati	Code	Quota	Matched
Family Medicine	2689120C0	7	7

### Canton Med Ed Fdn/NEOMED-OH

Canton	Code	Quota	Matched
Internal Medicine	2009140C0	13	13

### Case Western/Univ Hosps Cleveland Med Ctr-OH

Cleveland	Code	Quota	Matched
Anesthesiology	1552040C0	12	12
Anes/CCM-Periop Leadership	1552040C1	1	1
Anesthesiology/Funded	1552040C3	3	0

Dermatology	1552080A0	6	6
Emergency Medicine	1552110C0	12	12
Family Medicine	1552120C0	6	6
Internal Medicine	1552140C0	30	30
Int Med/International Health	1552140C1	1	1
Int Med/Harrington Phys-Sci Path	1552140C2	1	1
Int Med/Ctr of Outpatient Ed	1552140C5	6	6
Int Med/International Scholar	1552140C6	2	2
Int Med/Leadership in Med Ed	1552140C8	2	2
Medicine-Preliminary	1552140P0	6	6
Med-Prelim/Ophthalmology	1552140P3	6	6
Neurological Surgery	1552160C0	2	2
Neurology	1552180C0	10	10
Neurology/Funded	1552180C1	2	2
Child Neurology	1552185C0	1	1
Obstetrics-Gynecology	1552220C0	6	6
Orthopaedic Surgery	1552260C0	7	7
Ortho Surgery/Research	1552260C2	1	1
Otolaryngology	1552280C0	4	4
Pathology	1552300C0	4	4
Pathology/CP Research	1552300C3	1	1
Pediatrics	1552320C0	28	28
Psychiatry	1552400C0	9	9
Interventional Radiology (Integ)	1552416A0	1	1
Radiology-Diagnostic	1552420A0	9	9
Radiation Oncology	1552430A0	3	1
General Surgery	1552440C0	7	7
Surgery-Preliminary	1552440P0	8	2
Surg-Prelim/Int Radiology	1552440P4	1	1
Vascular Surgery	1552451C0	1	1
Medicine-Pediatrics	1552700C0	4	4
Family Med-Preventive Med	1552752C0	1	1
Pediatrics-Medical Genetics	1552765C0	0	0
Medicine-Medical Genetics	1552766C0	1	1

### Childrens Hospital-NEOMED-OH

Akron	Code	Quota	Matched
Pediatrics	1895320C0	24	24

### Christ Hospital-OH

Cincinnati	Code	Quota	Matched
Family Medicine	1547120C0	7	7
Internal Medicine	1547140C0	9	9
Medicine-Preliminary	1547140P0	10	10

### Cincinnati Childrens Hosp Med Ctr-OH

Cincinnati	Code	Quota	Matched
Child Neurology	1808185C0	6	6
Pediatrics	1808320C0	41	41
Peds/Psych/Child Psych	1808730C0	3	3
Pediatrics-Medical Genetics	1808765C0	2	2

### Cleveland Clinic Fdn-OH

Cleveland	Code	Quota	Matched
Anesthesiology	1968040C0	22	22
Anesthesiology/South Pointe	1968040C1	3	3
Dermatology	1968080C0	4	4
Family Medicine	1968120C0	5	5
Internal Medicine	1968140C0	44	44
Internal Med/Clin Ed	1968140C1	3	3

# NRMP Program Results 2023 Main Residency Match®

## Cleveland Clinic Fdn-OH (Continued)

Internal Med/VA	1968140C2	6	6
Internal Med/South Pointe	1968140C3	4	4
Internal Med/Fairview	1968140C4	12	12
Medicine-Primary	1968140M0	2	2
Medicine-Preliminary	1968140P0	2	0
Med-Prelim/Fairview	1968140P2	2	2
Neurological Surgery	1968160C0	3	3
Neurology	1968180C0	12	12
Child Neurology	1968185C0	2	2
Child Neurology	1968185R0	1	1
Obstetrics-Gynecology	1968220C0	7	7
Orthopaedic Surgery	1968260C1	6	6
Ortho Surgery/South Pointe	1968260C2	3	3
Otolaryngology	1968280C0	4	4
Pathology	1968300C0	8	8
Pediatrics	1968320C0	12	12
Phys Medicine & Rehab	1968340A0	2	2
Plastic Surgery (Integrated)	1968362C0	3	3
Plastic Surg (Integ)/South Pointe	1968362C1	1	1
Psychiatry	1968400C0	8	8
Interventional Radiology (Integ)	1968416A0	2	2
Radiology-Diagnostic	1968420A0	8	8
Radiation Oncology	1968430A0	3	3
General Surgery	1968440C0	10	10
General Surgery/South Pointe	1968440C1	2	2
Surgery-Preliminary	1968440P0	7	7
Surg-Prelim/Int Radiology	1968440P3	2	0
Vascular Surgery	1968451C0	3	3
Thoracic Surgery	1968461C0	3	3

## East Liverpool City Hosp-OH

East Liverpool	Code	Quota	Matched
Family Medicine	2199120C0	4	3
Internal Medicine	2199140C0	5	5

## Fairfield Med Ctr-OH

Lancaster	Code	Quota	Matched
Family Medicine/Osteopathic	2208120C0	4	1
Internal Medicine	2208140C0	4	4

## Firelands Regional Med Ctr-OH

Sandusky	Code	Quota	Matched
Family Medicine	1984120C0	4	1
Transitional	1984999P0	4	4

## Good Samaritan Hosp-Cinn-OH

Cincinnati	Code	Quota	Matched
Internal Medicine	1550140C0	11	11
Ob-Gyn/GSH Bethesda	1550220C0	8	8
General Surgery	1550440C0	4	4
Surgery-Preliminary	1550440P0	1	0
Vascular Surgery	1550451C0	1	1

## Jewish Hospital-OH

Cincinnati	Code	Quota	Matched
Internal Medicine	1551140C0	14	14
Medicine-Preliminary	1551140P0	8	4
General Surgery	1551440C0	2	2

## Kettering Health Network-OH

Kettering	Code	Quota	Matched
Anesthesiology/Grandview	1576040C0	3	3
Emergency Med/Grandview	1576110C0	6	3
Family Medicine/Soin	1576120C0	8	6
Family Med/Grandview	1576120C1	5	4
Family Med/Soin Rural	1576120C2	2	2
Internal Medicine/Kettering	1576140C0	11	11
Internal Med/Grandview	1576140C1	6	6
Neurology/Grandview	1576180C0	3	3
Ob-Gyn/Grandview	1576220C0	3	3
Ortho Surgery/Grandview	1576260C0	3	3
Otolaryngology/Grandview	1576280C0	1	1
Radiology-Diag/Grandview	1576420A0	2	2
General Surgery/Grandview	1576440C0	3	3
Transitional/Kettering	1576999P0	10	10
Transitional/Soin	1576999P1	5	5
Trans/Soin/Ophthalmology	1576999P2	1	1
Trans/Kettering/Ophthalmology	1576999P3	1	1

## Memorial Health System-OH

Marietta	Code	Quota	Matched
Emergency Medicine	1954110C0	6	0
Family Medicine	1954120C0	4	4

## Mercy Health-Anderson Hosp-OH

Cincinnati	Code	Quota	Matched
Family Medicine	2302120C0	8	1

## Mercy Health-St Ritas Med Ctr-OH

Lima	Code	Quota	Matched
Emergency Medicine	2203110C0	6	1
Family Medicine	2203120C0	6	6
Internal Medicine	2203140C0	12	8

## Mercy St Vincent Med Ctr-OH

Toledo	Code	Quota	Matched
Emergency Medicine	1580110C0	13	11
Family Medicine	1580120C0	6	6
Internal Medicine	1580140C0	12	12
Neurology	1580180A0	4	4
Obstetrics-Gynecology	1580220C0	4	4
Orthopaedic Surgery	1580260C0	3	3
Pediatrics	1580320C0	4	4
General Surgery	1580440C0	3	3
Transitional	1580999P0	4	4
Transitional/Neurology	1580999P1	4	4

## Mount Carmel Health System-OH

Grove City	Code	Quota	Matched
Family Medicine	1565120C0	7	6
Internal Medicine	1565140C0	9	1
Orthopaedic Surgery	1565260C0	2	2
General Surgery	1565440C0	3	3
Surgery-Preliminary	1565440P0	2	0
Transitional	1565999P0	4	4

## Nationwide Childrens Hosp-OH

Columbus	Code	Quota	Matched
Child Neurology	1351185C0	5	5
Child Neurology/Research	1351185C1	0	0

# NRMP Program Results 2023 Main Residency Match®

## Nationwide Childrens Hosp-OH (Continued)

Child Neurology	1351185R0	2	0
Pediatrics	1351320C0	33	33
Pediatrics-Primary	1351320M0	4	4
Pediatrics-Medical Genetics	1351765C0	1	1

## Ohio State University Med Ctr

Columbus	Code	Quota	Matched
Anest/Clinical Base Year	1566040C0	16	16
Anesthesiology	1566040R1	2	2
Dermatology	1566080A0	2	2
Dermatology	1566080C0	2	2
Emergency Medicine	1566110C0	16	16
Family Med/Rardin FPC	1566120C0	8	8
Internal Medicine	1566140C0	25	25
Internal Medicine/Research	1566140C1	4	4
Internal Medicine/Res Cardio	1566140C2	0	0
Internal Med/Intl Scholars	1566140C4	2	2
Medicine-Primary	1566140M0	4	4
Medicine-Primary/Geriatrics	1566140M1	0	0
Medicine-Preliminary	1566140P0	6	6
Neurological Surgery	1566160C0	3	3
Neurology	1566180C0	8	8
Obstetrics-Gynecology	1566220C0	11	11
Orthopaedic Surgery	1566260C0	6	6
Otolaryngology	1566280C0	5	5
Pathology	1566300C0	4	4
Phys Medicine & Rehab	1566340A0	4	4
Phys Medicine & Rehab	1566340C0	3	3
Plastic Surgery (Integrated)	1566362C0	4	4
Psychiatry	1566400C0	14	14
Psychiatry/Research	1566400C1	1	1
Interventional Radiology (Integ)	1566416A0	2	2
Radiology-Diagnostic	1566420A0	11	11
Radiation Oncology	1566430A0	3	3
General Surgery	1566440C0	7	7
Surgery-Preliminary	1566440P0	5	0
Vascular Surgery	1566451C0	1	1
Thoracic Surgery	1566461C0	1	1
Medicine-Pediatrics	1566700C0	10	10
Medicine-Emergency Med	1566705C0	2	2

## OhioHealth-Doctors Hosp

Columbus	Code	Quota	Matched
Anesthesiology	2122040C0	2	2
Emergency Medicine	2122110C0	8	4
Family Medicine/Osteopathic	2122120C0	6	2
Internal Medicine	2122140C0	8	7
Obstetrics-Gynecology	2122220C0	6	6
Orthopaedic Surgery	2122260C0	5	5
Otolaryngology	2122280C0	1	1
General Surgery	2122440C0	4	4

## OhioHealth-Dublin Methodist Hosp

Dublin	Code	Quota	Matched
Family Medicine	2100120C0	6	6

## OhioHealth-Grant Med Ctr

Columbus	Code	Quota	Matched
Family Medicine	1564120C0	12	12

## OhioHealth-Obleness Hosp

Athens	Code	Quota	Matched
Family Medicine	2221120C0	4	4

## OhioHealth-Riverside Methodist

Columbus	Code	Quota	Matched
Dermatology	1567080C0	2	2
Family Medicine	1567120C0	6	6
Internal Medicine	1567140C0	18	18
Medicine-Preliminary	1567140P0	4	4
Obstetrics-Gynecology	1567220C0	6	6
Psychiatry	1567400C0	3	3
General Surgery	1567440C0	5	5
Surgery-Preliminary	1567440P0	4	2
Transitional	1567999P0	12	12

## St Elizabeth Health Ctr-Boardman-OH

Boardman	Code	Quota	Matched
Emergency Medicine	1904110C0	9	3
Family Medicine	1904120C0	6	6
Otolaryngology	1904280C0	1	1

## St Elizabeth Youngstown Hosp-OH

Youngstown	Code	Quota	Matched
Family Medicine	1584120C0	4	4
Internal Medicine	1584140C0	11	11
Orthopaedic Surgery	1584260C0	3	3
General Surgery	1584440C0	4	4
Transitional	1584999P0	4	4

## Summa Health/NEOMED-OH

Akron	Code	Quota	Matched
Emergency Medicine	1541110C0	8	6
Family Medicine	1541120C0	8	8
Family Med/Barberton Campus	1541120C1	6	0
Internal Medicine	1541140C0	20	20
Medicine-Preliminary	1541140P0	2	1
Obstetrics-Gynecology	1541220C0	6	6
Orthopaedic Surgery	1541260C0	3	3
Pathology	1541300C0	2	2
Psychiatry	1541400C0	5	5
General Surgery	1541440C0	4	4
Transitional	1541999P0	10	10

## The MetroHealth Sys/Case Western-OH

Cleveland	Code	Quota	Matched
Anesthesiology	1553040A0	4	4
Anesthesiology	1553040C0	4	4
Dermatology	1553080A0	3	3
Emergency Medicine	1553110C0	13	7
Family Medicine	1553120C0	9	6
Internal Medicine	1553140C0	22	22
Internal Med/Leadership in Med Ed	1553140C5	1	1
Med-Primary/Vulnerable Pop	1553140M1	2	0
Medicine-Preliminary	1553140P0	5	4
Med-Prelim/Anesthesiology	1553140P1	1	0
Obstetrics-Gynecology	1553220C0	5	5
Pathology	1553300C0	2	2
Pediatrics	1553320C0	8	8
Phys Medicine & Rehab	1553340C0	6	6

# NRMP Program Results 2023 Main Residency Match®

## The MetroHealth Sys/Case Western-OH (Continued)

Psychiatry	1553400C0	8	8
Radiology-Diagnostic	1553420A0	5	5
General Surgery	1553440C0	3	3
Surgery-Preliminary	1553440P0	5	2
Medicine-Pediatrics	1553700C0	6	6

## Trinity Health System-OH

Steubenville			
	<u>Code</u>	<u>Quota</u>	<u>Matched</u>
Emergency Medicine	2308110C0	8	3
Internal Medicine	2308140C0	10	10

## U Cincinnati Med Ctr-OH

Cincinnati			
	<u>Code</u>	<u>Quota</u>	<u>Matched</u>
Anesthesiology	1548040C0	10	10
Dermatology	1548080A0	3	3
Emergency Medicine	1548110C0	14	14
Internal Medicine	1548140C0	31	31
Internal Med/Clinical Sci	1548140C1	2	2
Medicine-Preliminary	1548140P0	3	3
Med-Prelim/Ophthalmology	1548140P2	4	4
Neurological Surgery	1548160C0	2	2
Neurology	1548180C0	10	10
Obstetrics-Gynecology	1548220C0	7	7
Orthopaedic Surgery	1548260C0	5	5
Otolaryngology	1548280C0	5	5
Pathology	1548300C0	3	3
Phys Medicine & Rehab	1548340C0	3	3
Plastic Surgery (Integrated)	1548362C0	1	1
Psychiatry	1548400C0	6	6
Interventional Radiology (Integ)	1548416A0	1	1
Radiology-Diagnostic	1548420A0	8	8
Radiation Oncology	1548430A0	2	1
General Surgery	1548440C0	6	6
Surgery-Preliminary	1548440P1	1	0
Vascular Surgery	1548451C0	1	1
Thoracic Surgery	1548461C0	1	1
Medicine-Pediatrics	1548700C0	7	7
Psychiatry-Family Med	1548720C0	2	2
Pediatrics-PM&R	1548735C0	1	1

## U Cincinnati West Chester Hosp-OH

West Chester,			
	<u>Code</u>	<u>Quota</u>	<u>Matched</u>
Family Medicine	2343120C0	6	3

## Univ Hosps Community Consortium-OH

Westlake			
	<u>Code</u>	<u>Quota</u>	<u>Matched</u>
Emergency Medicine/SJMC	2189110C0	6	2
Family Medicine/SJMC	2189120C0	4	3
Fam Med/Osteo/Regionals	2189120C1	4	3
Internal Medicine/Parma	2189140C0	8	8
Internal Medicine/Regionals	2189140C1	7	6
Internal Medicine/SJMC	2189140C2	6	6
PMR/Osteopathic/Regionals	2189340C0	3	3
Transitional	2189999P0	10	10

## University of Toledo-OH

Toledo			
	<u>Code</u>	<u>Quota</u>	<u>Matched</u>
Anesthesiology	1579040C0	4	4
Emergency Medicine	1579110C0	8	5

Family Medicine	1579120C1	6	6
Internal Medicine	1579140C0	12	12
Medicine-Primary	1579140M0	4	4
Medicine-Preliminary	1579140P0	4	4
Neurology	1579180C0	5	5
Obstetrics-Gynecology	1579220C0	5	5
Orthopaedic Surgery	1579260C0	4	4
Pathology	1579300C0	2	2
Pediatrics	1579320C0	10	5
Phys Medicine & Rehab	1579340A0	3	3
Psychiatry	1579400C0	4	4
Radiology-Diagnostic	1579420A0	4	4
General Surgery	1579440C0	5	5
Surgery-Preliminary	1579440P0	5	2

## Western Reserve Health Ed/NEOMED-OH

Warren			
	<u>Code</u>	<u>Quota</u>	<u>Matched</u>
Family Medicine	1585120C0	6	6
Internal Medicine	1585140C0	12	12
Medicine-Preliminary	1585140P0	2	1
General Surgery	1585440C0	2	2
Surgery-Preliminary	1585440P0	2	2

## Western Reserve Hosp-OH

Cuyahoga Falls			
	<u>Code</u>	<u>Quota</u>	<u>Matched</u>
Family Medicine	2179120C0	2	2
Internal Medicine	2179140C0	6	6
Orthopaedic Surgery	2179260C0	2	2
Otolaryngology	2179280C0	1	1
General Surgery	2179440C0	2	2

## Wright State Univ Boonshoft SOM-OH

Dayton			
	<u>Code</u>	<u>Quota</u>	<u>Matched</u>
Dermatology	2011080A0	2	2
Emergency Medicine	2011110C0	8	2
Family Medicine	2011120C0	10	9
Family Medicine/Rural	2011120C1	3	3
Internal Medicine	2011140C0	11	10
Neurology	2011180C0	4	4
Obstetrics-Gynecology	2011220C0	3	3
Orthopedic Surgery	2011260C0	2	2
Ortho Surgery/Research	2011260C1	2	2
Pediatrics	2011320C0	9	9
Plastic Surgery (Integrated)	2011362C0	2	2
Psychiatry	2011400C0	7	7
General Surgery	2011440C0	3	3
Surgery-Preliminary	2011440P0	1	1

## OKLAHOMA

### Griffin Memorial Hospital-OK

Norman			
	<u>Code</u>	<u>Quota</u>	<u>Matched</u>
Psychiatry	1184400C0	6	6

### In His Image Family Med-OK

Tulsa			
	<u>Code</u>	<u>Quota</u>	<u>Matched</u>
Family Medicine	3192120C0	10	8

### Integrus Health-OK

Oklahoma City			
	<u>Code</u>	<u>Quota</u>	<u>Matched</u>
Emergency Medicine	1830110C0	6	5
Family Medicine	1830120C0	5	5



# NRMP Program Results 2023 Main Residency Match®

## Integris Health-OK (Continued)

Radiology-Diagnostic	1830420A0	4	4
----------------------	-----------	---	---

## OMEKO-OK

Tulsa	Code	Quota	Matched
Family Medicine/Tulsa	2171120C0	13	9
Family Medicine/Talihina	2171120C1	4	4
Family Medicine/Ada	2171120C2	4	1
Internal Medicine	2171140C1	5	2
Obstetrics-Gynecology/Osteopathic	2171220C0	5	5
Pediatrics/Osteopathic	2171320C0	5	4
Pediatrics/Osteo-Tribal	2171320C1	3	0

## Oklahoma State U Ctr for Health Sci

Tulsa	Code	Quota	Matched
Anesthesiology	2162040C0	4	4
Emergency Med/Osteopathic	2162110C0	6	5
Emergency Med/Lawton	2162110C1	6	2
Emergency Med/Norman	2162110C2	6	4
Family Medicine/Lawton	2162120C2	5	0
Family Medicine/Durant	2162120C4	5	4
Family Medicine/McAlester	2162120C5	4	1
Family Med/Cherokee Nation	2162120C6	8	7
Internal Medicine/Tulsa	2162140C0	12	12
Internal Medicine/Stillwater	2162140C1	5	3
Med-Prelim/Radiology	2162140P0	3	2
Orthopaedic Surgery	2162260C0	2	2
Otolaryngology	2162280C0	1	1
Pediatrics/Osteopathic	2162320C0	4	4
Psychiatry	2162400C0	6	6
Radiology-Diagnostic	2162420A0	3	3
General Surgery	2162440C0	3	3

## St Anthony Hospital-OK

Oklahoma City	Code	Quota	Matched
Family Medicine	2087120C0	9	9
Obstetrics-Gynecology	2087220C0	3	3
Transitional	2087999P0	6	6

## U Oklahoma COM-OK City

Oklahoma City	Code	Quota	Matched
Anesthesiology	1588040C0	12	12
Dermatology	1588080A0	3	3
Dermatology	1588080R0	1	1
Family Medicine	1588120C0	12	11
Internal Medicine	1588140C0	19	19
Medicine-Preliminary	1588140P0	4	4
Neurological Surgery	1588160C0	1	1
Neurology	1588180C0	6	6
Nuclear Medicine	1588200A0	1	0
Obstetrics-Gynecology	1588220C0	6	6
Orthopaedic Surgery	1588260C0	7	7
Otolaryngology	1588280C0	2	2
Pathology	1588300C0	5	5
Pediatrics	1588320C0	22	22
Psychiatry	1588400C0	6	6
Radiology-Diagnostic	1588420A0	6	6
Radiation Oncology	1588430A0	2	2
Radiation Oncology	1588430R0	1	1
General Surgery	1588440C0	6	6

Surgery-Preliminary	1588440P0	1	1
Medicine-Pediatrics	1588700C0	3	3

## U Oklahoma COM-Tulsa

Tulsa	Code	Quota	Matched
Emergency Medicine	2727110C0	9	9
Family Medicine	2727120C0	8	5
Internal Medicine	2727140C0	11	11
Medicine-Preliminary	2727140P0	2	2
Obstetrics-Gynecology	2727220C0	4	4
Pediatrics	2727320C0	8	8
Psychiatry	2727400C0	5	5
General Surgery	2727440C0	4	4
Surgery-Preliminary	2727440P0	2	2

## OREGON

### Legacy Emanuel/Good Samaritan-OR

Portland	Code	Quota	Matched
Internal Medicine	1594140C0	18	18

### Oregon Health & Science Univ

Portland	Code	Quota	Matched
Anesthesiology	1599040A0	2	2
Anesthesiology	1599040C0	11	11
Anesthesiology/Clin Scientist	1599040C2	1	1
Anesthesiology/CCM	1599040C3	2	2
Anesthesiology	1599040R0	3	3
Dermatology	1599080A0	4	4
Derm/2+2 Clinical Research	1599080A2	1	1
Emergency Medicine	1599110C0	11	11
Family Medicine	1599120C0	12	12
Fam Med/Cascades East	1599120C2	9	9
Family Medicine/Hillsboro	1599120C3	8	8
Internal Medicine	1599140C0	35	35
Internal Medicine/Hillsboro	1599140C1	8	5
Neurological Surgery	1599160C0	3	3
Neurology	1599180C0	5	5
Child Neurology	1599185C0	1	1
Obstetrics-Gynecology	1599220C0	8	8
Orthopaedic Surgery	1599260C0	5	5
Otolaryngology	1599280C0	3	3
Pathology	1599300C0	4	4
Pediatrics	1599320C0	18	18
Plastic Surgery (Integrated)	1599362C0	3	3
Psychiatry	1599400C0	8	8
Interventional Radiology (Integ)	1599416A0	2	2
Radiology-Diagnostic	1599420A0	5	5
Radiation Oncology	1599430A0	2	2
General Surgery	1599440C0	12	12
Surgery-Preliminary	1599440P0	12	9
Surg-Prelim/Int Radiology	1599440P4	0	0
Vascular Surgery	1599451C0	1	1
Transitional/Radiology	1599999P0	3	3
Transitional	1599999P1	1	1
Transitional/Anesthesiology	1599999P2	2	2

## Providence Health-OR

Portland	Code	Quota	Matched
Family Medicine/Milwaukie	1827120C0	7	7
Family Medicine/Hood River	1827120C1	2	2

# NRMP Program Results 2023 Main Residency Match®

## Providence Health-OR (Continued)

Internal Medicine/Portland	1827140C0	9	9
Internal Medicine/St Vincent	1827140C1	8	8
Med-Prelim/Portland	1827140P0	4	3
Med-Prelim/St Vincent	1827140P1	4	4

## Roseburg Family Medicine-OR

Roseburg			
Family Medicine	2190120C0	8	6

## Samaritan Health Services-Corvallis-OR

Corvallis			
Dermatology	1715080A0	2	2
Family Medicine	1715120C0	9	9
Family Medicine/RTT-Newport	1715120C1	3	3
Internal Medicine	1715140C0	9	8
Medicine-Preliminary	1715140P0	2	2
Orthopaedic Surgery	1715260C0	3	3
Psychiatry	1715400C0	2	2
Psychiatry/Child Psych	1715400C1	2	2
General Surgery	1715440C0	2	2
Surgery-Preliminary	1715440P0	2	0

## PENNSYLVANIA

### Abington Mem Hosp-PA

Abington			
Family Medicine	1600120C0	8	8
Internal Medicine	1600140C0	20	20
Obstetrics-Gynecology	1600220C0	6	6
General Surgery	1600440C0	5	5
Surgery-Preliminary	1600440P0	4	4

### Albert Einstein Healthcare Network-PA

Philadelphia			
Emergency Medicine	2206110C0	8	4
Family Medicine	2206120C0	6	6
Internal Med/Montgomery	2206140C0	15	15
Radiology-Diagnostic	2206420A0	3	3
Vascular Surgery	2206451C0	1	1
Transitional	2206999P0	14	14
Transitional/Radiology	2206999P1	0	0

### Albert Einstein Med Ctr-PA

Philadelphia			
Emergency Medicine	1631110C0	14	6
Family Medicine	1631120C0	6	6
Internal Medicine	1631140C0	30	30
Medicine-Preliminary	1631140P0	13	13
Med-Prelim/Neurology	1631140P1	4	4
Med-Prelim/Rad-Philadelphia	1631140P2	1	1
Med-Prelim/PM&R	1631140P4	1	1
Neurology	1631180A0	4	4
Obstetrics-Gynecology	1631220C0	5	5
Orthopaedic Surgery	1631260C0	3	3
Pediatrics	1631320C0	10	10
Phys Medicine & Rehab	1631340A0	7	7
Psychiatry	1631400C0	10	10
Interventional Radiology (Integ)	1631416A0	1	1
Radiology-Diagnostic	1631420A0	6	6
General Surgery	1631440C0	4	4

Surgery-Preliminary	1631440P0	5	2
Surg-Prelim/Int Radiology	1631440P1	0	0

## Allegheny Gen Hosp-PA

Pittsburgh			
Anesthesiology	1648040A0	3	3
Anesthesiology	1648040C0	7	7
Emergency Medicine	1648110C0	12	5
Internal Medicine	1648140C0	31	31
Medicine-Preliminary	1648140P0	5	5
Med-Prelim/Neurology	1648140P1	5	5
Neurological Surgery	1648160C0	2	2
Neurology	1648180A0	5	5
Orthopaedic Surgery	1648260C0	5	5
Otolaryngology	1648280C0	1	1
Pathology	1648300C0	3	3
Psychiatry	1648400C0	5	5
Radiology-Diagnostic	1648420A0	7	7
Radiation Oncology	1648430R0	1	1
General Surgery	1648440C0	6	6
Surgery-Preliminary	1648440P0	6	4
Vascular Surgery	1648451C0	1	1

## Bryn Mawr Hospital-PA

Bryn Mawr			
Family Medicine/Bryn Mawr FP	1606120C0	5	5
Family Medicine/City Line	1606120C1	2	1

## Childrens Hosp-Philadelphia-PA

Philadelphia			
Child Neurology	1863185C0	7	7
Child Neurology	1863185R0	1	1
Pediatrics	1863320C0	40	40
Pediatrics/Global Health	1863320C1	2	2
Pediatrics/LEAP	1863320C2	4	4
Pediatrics-Medical Genetics	1863765C0	2	2

## Clarion Hospital-PA

Clarion			
Family Medicine	2164120C0	4	4
Transitional	2164999P0	4	1

## Conemaugh Memorial Med Ctr-PA

Johnstown			
Emergency Medicine	1616110C0	8	8
Family Medicine	1616120C0	6	6
Internal Medicine	1616140C0	7	7
Medicine-Preliminary	1616140P0	4	4
General Surgery	1616440C0	3	3
Surgery-Preliminary	1616440P0	2	2

## Cornerstone Care THC-PA

Mount Morris			
Family Medicine	2310120C0	4	4

## Crozer-Chester Med Ctr-PA

Upland			
Emergency Medicine	3185110C0	8	8
Family Medicine	3185120C0	10	10
Internal Medicine	3185140C0	8	3
Obstetrics-Gynecology	3185220C0	3	3
Psychiatry	3185400C0	4	4

# NRMP Program Results 2023 Main Residency Match®

## Crozer-Chester Med Ctr-PA (Continued)

General Surgery	3185440C0	3	3
Transitional	3185999P0	14	14

## Doylestown Hospital-PA

Doylestown	Code	Quota	Matched
Family Medicine	2355120C0	8	8

## Excelsa Health Latrobe Hosp-PA

Latrobe	Code	Quota	Matched
Family Medicine	2965120C0	8	6

## Forbes Family Medicine-PA

Monroeville	Code	Quota	Matched
Family Medicine	3087120C0	8	8

## Geisinger Health System-PA

Danville	Code	Quota	Matched
Anesthesiology	1608040C0	6	6
Dermatology	1608080A0	4	4
Emergency Medicine/Danville	1608110C0	9	6
Emergency Med/Wilkes-Barre	1608110C1	6	1
Family Medicine/Wilkes-Barre	1608120C1	6	3
Family Medicine/Lewistown	1608120C2	6	6
Internal Medicine/Danville	1608140C0	17	17
Internal Medicine/Wilkes-Barre	1608140C1	13	13
Neurological Surgery	1608160C0	1	1
Neurology	1608180C0	4	4
Child Neurology	1608185C0	2	2
Obstetrics-Gynecology	1608220C0	4	4
Orthopaedic Surgery	1608260C0	4	4
Ortho Surgery/Wilkes-Barre	1608260C1	4	4
Otolaryngology	1608280C0	2	2
Pathology	1608300C0	3	3
Pediatrics	1608320C0	11	11
Phys Medicine & Rehab	1608340C0	3	3
Plastic Surgery (Integrated)	1608362C0	1	1
Interventional Radiology (Integ)	1608416A0	2	2
Radiology-Diagnostic	1608420A0	5	5
General Surgery	1608440C0	5	5
General Surgery/Wilkes Barre	1608440C1	5	5
Surg-Prelim/Non-Designated	1608440P0	2	2
Vascular Surgery	1608451C0	2	2
Medicine-Pediatrics	1608700C0	5	5
Transitional	1608999P0	8	8

## Guthrie/Robert Packer Hosp-PA

Sayre	Code	Quota	Matched
Anesthesiology	1664040A0	3	3
Emergency Medicine	1664110C0	6	1
Family Medicine	1664120C0	6	6
Internal Medicine	1664140C0	12	12
Orthopaedic Surgery	1664260C0	3	3
General Surgery	1664440C0	4	4
Surgery-Preliminary	1664440P0	4	3
Surg-Prelim/Anesthesiology	1664440P1	0	0

## Heritage Valley Beaver-PA

Beaver Falls	Code	Quota	Matched
Family Medicine	2044120C0	6	6

## Hosp of the Univ of PA

Philadelphia	Code	Quota	Matched
Anesthesiology	1628040A0	4	4
Anesthesiology	1628040C0	19	19
Anesthesiology/Dripps Scholars	1628040C1	1	1
Anesthesiology	1628040R0	2	2
Dermatology/3 yr	1628080A0	3	3
Derm Res & Cut Onc Fell/4 yr	1628080A1	1	1
Dermatology/Research	1628080A4	2	2
Dermatology/Diversity & Comm	1628080A5	1	1
Emergency Medicine	1628110C0	14	14
Family Medicine	1628120C0	12	12
Internal Medicine	1628140C0	44	44
Int Med/ABIM Research Pathway	1628140C1	6	6
Medicine-Primary	1628140M0	6	6
Neurological Surgery	1628160C0	3	3
Neurology	1628180A0	4	4
Neurology	1628180C0	10	10
Obstetrics-Gynecology	1628220C0	8	8
Ortho Surgery/Clinical-5 yr	1628260C0	6	6
Ortho Surgery/Research-6 yr	1628260C1	2	2
Otolaryngology	1628280C0	5	5
Pathology-AP/CP	1628300C0	7	7
Pathology-AP/NP	1628300C1	1	1
Pathology-AP Only	1628300C2	0	0
Pathology-CP Only	1628300C3	1	1
Phys Medicine & Rehab	1628340A0	2	2
Phys Medicine & Rehab	1628340C0	4	4
Plastic Surgery (Integrated)	1628362C0	3	3
Psychiatry	1628400C0	9	9
Psychiatry/Research Trk (EPSP)	1628400C1	3	3
Interventional Radiology (Integ)	1628416A0	4	4
Radiology-Diag/Clin-4 yr	1628420A0	10	10
Radiology-Diag/Research-4 yr	1628420A1	3	3
Radiation Oncology	1628430C0	5	5
General Surgery	1628440C0	9	9
Surgery-Preliminary	1628440P0	10	10
Vascular Surgery	1628451C0	2	2
Thoracic Surgery	1628461C0	2	2
Medicine-Pediatrics	1628700C0	6	6
Medicine-Dermatology	1628785C0	1	1

## Indiana Regional Med Ctr

Indiana	Code	Quota	Matched
Family Medicine	2322120C0	6	6

## Jefferson Health-Northeast-PA

Philadelphia	Code	Quota	Matched
Emergency Medicine	2103110C0	8	4
Family Medicine	2103120C0	8	8
Internal Medicine	2103140C0	9	9
Medicine-Emergency Med	2103705C0	5	2
Emergency Med-Family Med	2103795C0	2	2

## LECOM Health-PA

Erie	Code	Quota	Matched
Family Medicine	2031120C0	4	4
Orthopaedic Surgery	2031260C0	3	3
Psychiatry	2031400C0	4	4

# NRMP Program Results 2023 Main Residency Match®

## LECOM Health-PA (Continued)

Transitional	2031999P0	4	3
--------------	-----------	---	---

## Lancaster Gen Hosp-PA

Lancaster	Code	Quota	Matched
Family Medicine	1618120C0	13	13

## Lankenau Med Ctr-PA

Wynnwood	Code	Quota	Matched
Internal Medicine	1632140C0	16	16
Medicine-Preliminary	1632140P0	16	16
Obstetrics-Gynecology	1632220C0	4	4
General Surgery	1632440C0	4	4
Surgery-Preliminary	1632440P0	2	2

## Lehigh Valley Hosp-PA

Allentown	Code	Quota	Matched
Dermatology	1601080A0	2	2
Emergency Medicine	1601110C0	16	3
Family Medicine/USF	1601120C0	8	8
Family Medicine/USF Osteopathic	1601120C1	0	0
Family Medicine/Pottsville	1601120C2	4	4
Internal Medicine	1601140C0	18	18
Neurology	1601180A0	5	5
Neurology	1601180R0	1	1
Obstetrics-Gynecology	1601220C0	6	6
Otolaryngology	1601280C0	1	1
Pediatrics	1601320C0	8	8
Plastic Surgery (Integrated)	1601362C0	1	1
Psychiatry	1601400C0	6	6
General Surgery	1601440C0	6	6
Surgery-Preliminary	1601440P1	2	1
Transitional	1601999P0	11	11
Transitional/Neurology	1601999P1	4	4
Transitional/Dermatology	1601999P2	1	1

## Lower Bucks Hosp-PA

Bristol	Code	Quota	Matched
Family Medicine	2229120C0	5	5
Internal Medicine	2229140C0	6	6

## Meadville Med Ctr-PA

Meadville	Code	Quota	Matched
Family Medicine	2446120C0	4	4

## Mercy Catholic Med Ctr-PA

Darby	Code	Quota	Matched
Internal Medicine	1636140C0	20	20
Medicine-Preliminary	1636140P0	5	5
Radiology-Diagnostic	1636420C0	3	3
General Surgery	1636440C0	2	2
Surgery-Preliminary	1636440P0	2	1
Transitional	1636999P0	9	9

## Nazareth Hospital-PA

Philadelphia	Code	Quota	Matched
Emergency Medicine	1932110C0	6	0
Internal Medicine	1932140C0	12	12
General Surgery	1932440C0	2	2
Surgery/Preliminary	1932440P0	2	0
Transitional	1932999P0	6	5

## Penn Highlands Healthcare-PA

Dubois	Code	Quota	Matched
Family Medicine	2226120C0	6	6
Psychiatry	2226400C0	4	2

## Penn State Hershey Med Ctr-PA

Hershey	Code	Quota	Matched
Anesthesiology	1617040C0	18	18
Dermatology	1617080A0	4	4
Emergency Medicine	1617110C0	10	10
Family Medicine	1617120C0	8	8
Family Med/State College	1617120C1	6	1
Family Med/St Joseph	1617120C2	6	2
Internal Medicine	1617140C0	21	21
Internal Med/Research	1617140C1	2	0
Medicine-Preliminary	1617140P0	5	5
Neurological Surgery	1617160C0	3	3
Neurology	1617180C0	5	5
Obstetrics-Gynecology	1617220C0	5	5
Orthopaedic Surgery	1617260C0	5	5
Otolaryngology	1617280C0	1	1
Otolaryngology/Research	1617280C1	1	1
Pathology	1617300C0	5	5
Pediatrics	1617320C0	16	16
Phys Medicine & Rehab	1617340A0	4	4
Plastic Surgery (Integrated)	1617362C0	2	2
Psychiatry	1617400C0	5	5
Interventional Radiology (Integ)	1617416A0	1	1
Radiology-Diagnostic	1617420A0	6	6
General Surgery	1617440C0	4	4
Surgery-Preliminary	1617440P0	9	0
Surg-Prelim/Int Radiology	1617440P2	1	1
Vascular Surgery	1617451C0	1	1
Medicine-Pediatrics	1617700C0	4	4

## Pennsylvania Hospital

Philadelphia	Code	Quota	Matched
Internal Medicine	1639140C0	14	14
Medicine-Preliminary	1639140P0	10	10
Med-Prelim/Neurology HUP	1639140P1	4	4
Obstetrics-Gynecology	1639220C0	6	6
Pathology	1639300C0	3	3

## Philadelphia Coll of Osteo Med-PA

Philadelphia	Code	Quota	Matched
Dermatology	2158080A0	1	1
Dermatology	2158080R0	1	1
Internal Medicine	2158140C1	2	2
Internal Medicine/Osteopathic	2158140C2	10	8
Medicine-Preliminary	2158140P0	2	1
Orthopaedic Surgery	2158260C0	4	4
Otolaryngology	2158280C0	3	3
General Surgery	2158440C0	6	6

## St Lukes Hosp-Anderson-PA

Easton	Code	Quota	Matched
Dermatology	2176080A0	2	2
Emergency Medicine	2176110C0	10	10
Family Medicine	2176120C0	8	8
Internal Medicine	2176140C0	13	13

# NRMP Program Results 2023 Main Residency Match®

## St Lukes Hosp-Anderson-PA (Continued)

Neurology	2176180C0	4	4
Otolaryngology	2176280C0	2	2
Pediatrics	2176320C0	6	2
Psychiatry	2176400C0	6	6
Interventional Radiology (Integ)	2176416A0	1	0
Interventional Radiology (Integ)	2176416R0	1	1
Radiology-Diagnostic	2176420A0	6	6
Radiology-Diagnostic	2176420R0	6	6
Transitional	2176999P0	11	11
Transitional/Dermatology	2176999P1	1	1
Transitional/Radiology	2176999P2	1	1

## St Lukes Hosp-Bethlehem-PA

Bethlehem	Code	Quota	Matched
Emergency Medicine	1605110C0	12	9
Family Medicine	1605120C0	6	6
Family Medicine/Rural	1605120C1	4	2
Internal Medicine	1605140C0	12	12
Internal Medicine/Cardiology	1605140C1	0	0
Obstetrics-Gynecology	1605220C0	6	6
Orthopaedic Surgery	1605260C0	3	3
Psychiatry/Rural Program	1605400C0	2	2
General Surgery	1605440C0	5	5
Transitional	1605999P0	6	6

## St Mary Med Ctr-Langhorne-PA

Philadelphia	Code	Quota	Matched
Internal Medicine	2139140C0	12	12

## St Vincent Hlth Ctr-PA

Eric	Code	Quota	Matched
Emergency Medicine	1612110C0	6	1
Family Medicine	1612120C0	6	3

## Suburban Community Hosp-PA

East Norriton	Code	Quota	Matched
Family Medicine/Osteopathic	1970120C0	5	3
Internal Medicine/Osteopathic	1970140C0	5	5
Medicine-Preliminary/Osteopathic	1970140P0	5	5

## TJU/Nemours Childrens Health-PA

Philadelphia	Code	Quota	Matched
Child Neurology	1654185C0	1	1
Pediatrics	1654320C0	25	25
Pediatrics-PM&R	1654735C0	2	2

## Temple Univ Hosp-PA

Philadelphia	Code	Quota	Matched
Anesthesiology	1646040A0	3	3
Anesthesiology	1646040C0	8	8
Anesthesiology	1646040R0	1	1
Dermatology	1646080A0	3	3
Emergency Medicine	1646110C0	14	14
Family Medicine	1646120C0	4	3
Family Med/Chestnut Hill	1646120C1	6	6
Family Med/Northwest Community	1646120C2	7	7
Internal Medicine	1646140C0	39	39
Int Med/Sabbath Observed	1646140C2	1	1
Medicine-Primary	1646140M0	2	2
Medicine-Preliminary	1646140P0	5	5

Neurological Surgery	1646160C0	1	1
Neurology	1646180C0	6	6
Obstetrics-Gynecology	1646220C0	6	6
Ob-Gyn/Preliminary	1646220P0	1	0
Orthopaedic Surgery	1646260C0	4	4
Otolaryngology	1646280C0	2	2
Pathology	1646300C0	4	4
Phys Medicine & Rehab	1646340A0	9	9
Psychiatry	1646400C0	12	12
Interventional Radiology (Integ)	1646416A0	2	2
Radiology-Diagnostic	1646420A0	5	5
General Surgery	1646440C0	6	6
Surgery-Preliminary	1646440P0	11	0

## Temple Univ/Fox Chase Cancer Ctr-PA

Philadelphia	Code	Quota	Matched
Radiation Oncology	1638430A0	3	1

## Thomas Jefferson Univ-PA

Philadelphia	Code	Quota	Matched
Anesthesiology	1630040A0	5	5
Anesthesiology	1630040C0	10	10
Dermatology	1630080A0	4	4
Emergency Medicine	1630110C0	16	16
Family Medicine	1630120C0	10	10
Internal Medicine	1630140C0	33	33
Medicine-Primary	1630140M0	4	4
Med-Prelim/Ophthalmology	1630140P2	8	8
Neurological Surgery	1630160C0	4	4
Neurology	1630180C0	10	10
Obstetrics-Gynecology	1630220C0	5	5
Orthopaedic Surgery	1630260C0	6	6
Otolaryngology	1630280C0	5	5
Pathology	1630300C0	5	5
Phys Medicine & Rehab	1630340A0	7	7
Psychiatry	1630400C0	10	10
Interventional Radiology (Integ)	1630416A0	2	2
Radiology-Diagnostic	1630420A0	8	8
Radiation Oncology	1630430A0	2	2
Radiation Oncology	1630430R0	2	2
General Surgery	1630440C0	7	7
Surgery-Preliminary	1630440P0	3	0
Surg-Prelim/Int Radiology	1630440P1	2	2

## Tower Health/Phoenixville Hosp-PA

West Reading	Code	Quota	Matched
Internal Medicine	2290140C0	10	10
Psychiatry	2290400C0	8	8

## Tower Health/Reading Hospital-PA

Reading	Code	Quota	Matched
Anesthesiology	1661040C0	6	6
Emergency Medicine	1661110C0	10	5
Family Medicine	1661120C0	8	7
Internal Medicine	1661140C0	5	5
Internal Medicine/Osteopathic	1661140C1	8	8
Medicine-Primary	1661140M0	2	2
Neurology	1661180C0	6	6
Obstetrics-Gynecology	1661220C0	5	5
Phys Medicine & Rehab	1661340C0	4	4

# NRMP Program Results 2023 Main Residency Match®

## Tower Health/Reading Hospital-PA (Continued)

Psychiatry	1661400C0	8	8
General Surgery	1661440C0	4	4

## Tower Health/St Christophers Hosp-PA

Philadelphia	Code	Quota	Matched
Pediatrics	1653320C0	24	22

## UPMC Altoona Hospital-PA

Altoona	Code	Quota	Matched
Family Medicine	1603120C0	8	8
Transitional	1603999P0	4	4

## UPMC Hamot Med Ctr-PA

Erie	Code	Quota	Matched
Emergency Medicine	1611110C0	6	2
Neurology	1611180C0	2	2
Orthopaedic Surgery	1611260C0	3	3
Otolaryngology	1611280C0	1	1

## UPMC Harrisburg-PA

Harrisburg	Code	Quota	Matched
Emergency Medicine	1615110C0	6	6
Family Medicine/Osteopathic	1615120C0	4	0
Internal Medicine	1615140C0	12	12
Internal Medicine/Osteopathic	1615140C1	6	6
Obstetrics-Gynecology	1615220C0	4	4
Orthopaedic Surgery	1615260C0	5	5
General Surgery	1615440C0	4	4
General Surgery/Community	1615440C1	3	3

## UPMC Lititz-PA

Lititz	Code	Quota	Matched
Anesthesiology/Osteopathic	2173040C0	2	2
Family Medicine/Osteopathic	2173120C0	4	4
Internal Medicine/Osteopathic	2173140C0	3	0

## UPMC McKeesport-PA

McKeesport	Code	Quota	Matched
Family Medicine	1620120C0	7	7
Internal Medicine	1620140C0	13	13

## UPMC Medical Education-PA

Pittsburgh	Code	Quota	Matched
Anesthesiology	1652040A0	3	3
Anesthesiology	1652040C0	18	18
Anesthesiology/Research	1652040C1	1	1
Dermatology	1652080A0	6	6
Emergency Medicine	1652110C0	16	16
Family Medicine/Horizon	1652120C0	4	4
Internal Medicine	1652140C0	34	34
Int Med/Womens Health	1652140C1	4	4
Int Med/Intl Scholars	1652140C2	7	7
Int Med/Global Health	1652140C3	4	4
Int Med/ABIM Research Path	1652140C4	4	4
Int Med/Geriatrics Integ	1652140C5	0	0
Medicine-Preliminary	1652140P0	8	8
Neurological Surgery	1652160C0	4	4
Neurology	1652180C0	9	9
Child Neurology	1652185C0	3	3
Neurodevelopmental Disabilities	1652186C0	1	1

Obstetrics-Gynecology	1652220C0	10	10
Orthopaedic Surgery	1652260C0	4	4
Ortho Surgery/Research	1652260C1	4	4
Otolaryngology	1652280C0	5	5
Pathology	1652300C0	7	7
Pediatrics	1652320C0	28	28
Peds/Scientist Development	1652320C2	1	1
Pediatrics-Primary	1652320M0	2	2
Phys Medicine & Rehab	1652340A0	4	4
Phys Medicine & Rehab	1652340C0	5	5
Plastic Surgery (Integrated)	1652362C0	3	3
Psychiatry/General	1652400C0	9	9
Psychiatry/General/Child	1652400C1	4	4
Interventional Radiology (Integ)	1652416A0	2	2
Radiology-Diagnostic	1652420A0	10	10
Radiation Oncology	1652430A0	2	0
General Surgery	1652440C0	7	7
General Surgery/Horizon	1652440C1	1	1
Vascular Surgery	1652451C0	2	2
Thoracic Surgery	1652461C0	1	1
Cardiothoracic Surgery	1652461C1	1	1
Medicine-Pediatrics	1652700C0	4	4
Psych-Fam Med/McKeesport	1652720C2	1	1
Psych-Fam Med/St Margaret	1652720C3	1	1
Pediatrics-Anesthesiology	1652726C0	1	1
Peds/Psych/Child Psych	1652730C0	2	2
Transitional	1652999P0	2	2
Transitional/Radiology	1652999P2	1	1
Transitional/PM&R	1652999P3	1	1
Transitional/Ophthalmology	1652999P4	6	6

## UPMC Mercy Hospital-PA

Pittsburgh	Code	Quota	Matched
Internal Medicine	1649140C0	21	21
General Surgery	1649440C0	4	4
Surgery-Preliminary	1649440P0	5	4

## UPMC Presbyterian Shadyside-PA

Pittsburgh	Code	Quota	Matched
Family Medicine	1657120C0	6	6
Family Medicine/Osteopathic	1657120C1	4	4

## UPMC St Margaret-PA

Pittsburgh	Code	Quota	Matched
Family Medicine	1656120C0	13	13

## UPMC Williamsport-PA

Williamsport	Code	Quota	Matched
Family Medicine	2336120C0	7	7

## Washington Hospital-PA

Washington	Code	Quota	Matched
Family Medicine	1669120C0	7	5

## Wellspring Health Good Sam Hosp-PA

York	Code	Quota	Matched
Family Medicine	2181120C0	7	7

## Wellspring Health York Hosp-PA

York	Code	Quota	Matched
Emergency Medicine	1674110C0	13	7
Family Medicine	1674120C0	8	8

# NRMP Program Results 2023 Main Residency Match®

## Wellspan Health York Hosp-PA (Continued)

Internal Medicine	1674140C0	12	12
Obstetrics-Gynecology	1674220C0	5	5
Ortho Surgery/Osteopathic	1674260C0	3	3
General Surgery	1674440C0	4	4
Surgery-Preliminary	1674440P0	2	2

## Western Pennsylvania Hosp

Pittsburgh			
	<u>Code</u>	<u>Quota</u>	<u>Matched</u>
Obstetrics-Gynecology	1659220C0	6	6

## Wright Center for GME-PA

Scranton			
	<u>Code</u>	<u>Quota</u>	<u>Matched</u>
Family Medicine	3056120C0	11	11
Family Medicine/Arizona	3056120C1	4	3
Family Medicine/DC	3056120C2	6	2
Family Medicine/Washington	3056120C3	6	3
Family Medicine/Ohio	3056120C4	3	0
Medicine-Primary	3056140M0	40	40
Phys Medicine & Rehab	3056340C0	5	5
Psychiatry	3056400C0	10	10

## PUERTO RICO

### Damas Hospital-PR

Ponce			
	<u>Code</u>	<u>Quota</u>	<u>Matched</u>
Internal Medicine	2039140C0	7	7
Transitional	2039999P0	12	12

### Hosp Episcopal San Lucas-PR

Ponce			
	<u>Code</u>	<u>Quota</u>	<u>Matched</u>
Emergency Medicine	2101110C0	6	5
Internal Medicine	2101140C0	8	8
Obstetrics-Gynecology	2101220C0	4	4
Pediatrics	2101320C0	6	6
General Surgery	2101440C0	4	4
Surgery-Preliminary	2101440P0	1	1
Transitional	2101999P0	13	12

### Hospital de la Concepcion-PR

San German			
	<u>Code</u>	<u>Quota</u>	<u>Matched</u>
Internal Medicine	1202140C0	7	7

### Ponce Health Sciences Univ SOM-PR

Ponce			
	<u>Code</u>	<u>Quota</u>	<u>Matched</u>
Psychiatry	1433400C0	6	6

### San Juan VA Med Ctr-PR

San Juan			
	<u>Code</u>	<u>Quota</u>	<u>Matched</u>
Internal Medicine	3012140C0	20	20
Medicine-Preliminary	3012140P0	6	6
Phys Medicine & Rehab	3012340C0	3	3

### Univ Central del Caribe SOM-PR

Bayamon			
	<u>Code</u>	<u>Quota</u>	<u>Matched</u>
Internal Medicine	1775140C0	9	9
Medicine-Preliminary	1775140P0	8	8

### Univ of Puerto Rico

San Juan			
	<u>Code</u>	<u>Quota</u>	<u>Matched</u>
Anesthesiology	1116040C0	3	3
Dermatology	1116080A0	3	3
Emergency Medicine	1116110C0	10	10

Family Medicine	1116120C0	8	8
Internal Medicine	1116140C0	15	15
Medicine-Preliminary	1116140P0	1	0
Neurology	1116180C0	3	3
Child Neurology	1116185C0	1	1
Obstetrics-Gynecology	1116220C0	5	5
Orthopaedic Surgery	1116260C0	4	4
Otolaryngology	1116280C0	2	2
Pathology	1116300C0	4	2
Pediatrics	1116320C0	13	7
Phys Medicine & Rehab	1116340C0	3	3
Psychiatry	1116400C0	6	6
Radiology-Diagnostic	1116420A0	4	4
General Surgery	1116440C0	5	5
Surgery-Preliminary	1116440P0	7	4
Medicine-Pediatrics	1116700C0	2	2
Transitional	1116999P0	4	4

## RHODE ISLAND

### Brown Univ/Butler Hospital-RI

Providence			
	<u>Code</u>	<u>Quota</u>	<u>Matched</u>
Psychiatry	3170400C0	10	10

### Brown Univ/Kent Hospital

Warwick			
	<u>Code</u>	<u>Quota</u>	<u>Matched</u>
Family Medicine/Pawtucket	2270120C0	11	11
Family Medicine/Warwick	2270120C1	4	4
Internal Medicine	2270140C0	13	13

### Brown Univ/Rhode Island Hosp

Providence			
	<u>Code</u>	<u>Quota</u>	<u>Matched</u>
Anesthesiology	1677040A0	20	20
Anesthesiology	1677040R0	4	4
Dermatology	1677080A0	4	4
Emergency Medicine	1677110C0	14	14
Internal Medicine	1677140C0	29	29
Medicine-Primary	1677140M0	10	10
Medicine-Preliminary	1677140P0	5	5
Med-Prelim/Neurology	1677140P1	6	6
Med-Prelim/Anesthesiology	1677140P2	2	2
Neurological Surgery	1677160C0	1	1
Neurology	1677180A0	6	6
Orthopaedic Surgery	1677260C0	6	6
Pathology	1677300C0	4	4
Pediatrics	1677320C0	16	16
Plastic Surgery (Integrated)	1677362C0	2	2
Interventional Radiology (Integ)	1677416A0	1	1
Radiology-Diagnostic	1677420A0	6	6
General Surgery	1677440C0	7	7
Surgery-Preliminary	1677440P0	6	1
Medicine-Pediatrics	1677700C0	4	4
Peds/Psych/Child Psych	1677730C0	3	3

### Brown Univ/Women & Infants Hosp of RI

Providence			
	<u>Code</u>	<u>Quota</u>	<u>Matched</u>
Obstetrics-Gynecology	2793220C0	8	8

### Kent Hospital-RI

Warwick			
	<u>Code</u>	<u>Quota</u>	<u>Matched</u>
Emergency Medicine	1936110C0	8	5

# NRMP Program Results 2023 Main Residency Match®

## NYMC-Landmark Med Ctr-RI

	Code	Quota	Matched
Woonsocket			
Internal Medicine	2307140C0	7	7
Medicine-Preliminary	2307140P0	5	2

## Roger Williams Med Ctr-RI

	Code	Quota	Matched
Providence			
Internal Medicine	1678140C0	12	12
Med-Prelim/Brown Anesthesiology	1678140P0	3	3
Medicine-Preliminary	1678140P1	2	2

## SOUTH CAROLINA

### Aiken Regional Med Ctrs-SC

	Code	Quota	Matched
Aiken			
Family Medicine	2321120C0	6	6

### AnMed Health-SC

	Code	Quota	Matched
Anderson			
Family Medicine	3017120C0	12	6

### Grand Strand Reg Med Ctr-SC

	Code	Quota	Matched
Myrtle Beach			
Anesthesiology	1761040C0	6	6
Emergency Medicine	1761110C0	12	12
Family Medicine	1761120C0	6	3
Internal Medicine	1761140C0	13	11
General Surgery	1761440C0	3	3
Transitional	1761999P0	12	12

### Lexington Med Ctr-SC

	Code	Quota	Matched
West Columbia			
Family Medicine	2341120C0	13	3
Transitional	2341999P0	13	13

### McLeod Reg Med Ctr-SC

	Code	Quota	Matched
Florence			
Family Med/Urban Florence	2032120C0	10	6
Family Med/Rural Cheraw	2032120C1	4	0
Family Med/Rural Clarendon	2032120C2	4	4

### Medical University of SC

	Code	Quota	Matched
Charleston			
Anesthesiology	1680040C0	18	18
Anesthesiology	1680040R0	3	3
Dermatology	1680080A0	4	4
Emergency Medicine	1680110C0	10	9
Family Medicine	1680120C1	9	6
Family Medicine/3 Yr MD Path	1680120C2	1	1
Internal Medicine	1680140C0	25	25
Internal Medicine/PSTP	1680140C1	0	0
Internal Medicine/COM AMP	1680140C2	1	1
Medicine-Preliminary	1680140P0	3	3
Med-Prelim/Ophthalmology	1680140P1	1	1
Neurological Surgery	1680160C0	2	2
Neurology	1680180C0	8	8
Child Neurology	1680185C0	1	1
Obstetrics-Gynecology	1680220C0	6	6
Orthopaedic Surgery	1680260C0	5	5
Otolaryngology	1680280C0	4	4
Pathology	1680300C0	5	5
Pediatrics	1680320C0	12	12

Pediatrics/AMP	1680320C1	2	2
Pediatrics-Primary	1680320M0	3	3
Plastic Surgery (Integrated)	1680362C0	1	1
Psychiatry	1680400C0	14	14
Interventional Radiology (Integ)	1680416A0	2	2
Radiology-Diagnostic	1680420A0	11	11
Radiation Oncology	1680430A0	2	1
General Surgery	1680440C0	8	8
Surgery-Preliminary	1680440P0	12	12
Surg-Prelim/Int Radiology	1680440P1	2	2
Vascular Surgery	1680451C0	1	1
Vascular Surgery/Research	1680451C1	1	1
Thoracic Surgery	1680461C0	2	2
Medicine-Pediatrics	1680700C0	4	4
Medicine-Psychiatry	1680715C0	2	2
Psychiatry-Neurology	1680755C0	1	1
Transitional	1680999P0	4	4
Transitional/Ophthalmology	1680999P1	2	2

### Prisma Health-U of SC SOM Columbia

	Code	Quota	Matched
Columbia			
Emergency Medicine	1681110C0	13	13
Family Medicine/Columbia	1681120C0	10	8
Family Medicine/Sumter	1681120C1	4	3
Family Med/Winnsboro Rural	1681120C2	1	0
Internal Medicine	1681140C0	11	11
Medicine-Primary	1681140M0	3	3
Medicine-Preliminary	1681140P0	3	3
Neurology	1681180C0	6	6
Obstetrics-Gynecology	1681220C0	5	5
Orthopaedic Surgery	1681260C0	4	4
Pediatrics	1681320C0	13	13
Plastic Surgery (Integrated)	1681362C0	1	1
Psychiatry	1681400C0	8	8
General Surgery	1681440C0	4	4
Surgery-Preliminary	1681440P0	2	0

### Prisma Health-U of SC SOM Greenville

	Code	Quota	Matched
Greenville			
Emergency Medicine	1683110C0	10	10
Family Medicine/Greenville	1683120C0	6	6
Family Medicine/Seneca	1683120C2	6	5
Family Medicine/Greer	1683120C3	6	6
Internal Medicine	1683140C0	12	12
Neurology	1683180C0	6	6
Obstetrics-Gynecology	1683220C0	7	7
Orthopaedic Surgery	1683260C0	4	4
Pediatrics	1683320C0	11	11
Psychiatry	1683400C0	5	5
Psychiatry/Greer	1683400C1	8	8
General Surgery	1683440C0	6	6
Surgery-Preliminary	1683440P0	2	0
Medicine-Pediatrics	1683700C0	5	5

### Self Regional Healthcare-SC

	Code	Quota	Matched
Greenwood			
Family Medicine	2033120C0	10	10



# NRMP Program Results 2023 Main Residency Match®

## Spartanburg Reg Healthcare-SC

Spartanburg	Code	Quota	Matched
Family Medicine	1685120C0	12	12
General Surgery	1685440C0	3	3
Surgery-Preliminary	1685440P0	3	0
Transitional	1685999P0	6	6

## Summerville Med Ctr-SC

Summerville	Code	Quota	Matched
Obstetrics-Gynecology	2329220C0	3	3

## Tidelands Health-SC

Myrtle Beach	Code	Quota	Matched
Family Medicine	1979120C0	8	8

## Tri-County Commission ADA-SC

Orangeburg	Code	Quota	Matched
Psychiatry	2378400C0	10	0

## Trident Medical Center-SC

Charleston	Code	Quota	Matched
Emergency Medicine	2056110C0	10	7
Internal Medicine	2056140C0	10	3
General Surgery	2056440C0	4	4

## SOUTH DAKOTA

### Center for Family Medicine-SD

Sioux Falls	Code	Quota	Matched
Family Medicine	2979120C0	9	9
Family Medicine/Pierre	2979120C1	2	2

### Rapid City Hospital-SD

Rapid City	Code	Quota	Matched
Family Medicine	1177120C0	6	3

### Univ of South Dakota SSOM

Sioux Falls	Code	Quota	Matched
Internal Medicine	2805140C0	8	8
Medicine-Preliminary	2805140P0	2	2
Pediatrics	2805320C0	6	6
Psychiatry	2805400C0	9	9
General Surgery	2805440C0	4	4
Transitional	2805999P0	6	6

## TENNESSEE

### Baptist Mem Med Education-TN

Memphis	Code	Quota	Matched
Family Medicine	1694120C0	6	2
Obstetrics-Gynecology	1694220C0	4	4
Radiology-Diagnostic	1694420A0	6	6
General Surgery	1694440C0	3	3

### East Tennessee St Univ

Johnson City	Code	Quota	Matched
Family Med/Johnson City	2066120C1	6	6
Family Med/Bristol	2066120C2	8	8
Family Med/Kingsport	2066120C3	6	5
Internal Medicine	2066140C0	14	14
Medicine-Preliminary	2066140P0	4	2
Obstetrics-Gynecology	2066220C0	3	3
Orthopaedic Surgery	2066260C0	2	2

Pathology	2066300C0	2	2
Pediatrics	2066320C0	8	8
Psychiatry	2066400C0	7	7
General Surgery	2066440C0	6	6
Surgery-Preliminary	2066440P0	2	1

### HCA Healthcare/TriStar Nashville-TN

Brentwood	Code	Quota	Matched
Emergency Medicine	2252110C0	12	12
Internal Medicine	2252140C0	10	4
Neurology	2252180A0	4	4
Neurology	2252180R0	4	1
Psychiatry	2252400C0	8	8
Transitional	2252999P0	10	10
Transitional/Neurology	2252999P1	3	3

### HCA Healthcare/TriStar Southern Hills-TN

Nashville	Code	Quota	Matched
Family Medicine	2263120C0	8	8

### Health Education Services-TN

Franklin	Code	Quota	Matched
Emergency Medicine/Hattiesburg	2335110C0	6	0
Family Medicine/Gadsden	2335120C0	8	7
Family Medicine/South Baldwin	2335120C2	10	10
Family Medicine/Valparaiso	2335120C3	6	6
Internal Medicine/Hattiesburg	2335140C0	10	3
Internal Medicine/Poplar Bluff	2335140C1	6	6
Internal Medicine/Tucson	2335140C2	13	13
Transitional/Hattiesburg	2335999P0	12	2

### Meharry/Metro General Hosp-TN

Nashville	Code	Quota	Matched
Family Medicine	1028120C0	5	2
Internal Medicine	1028140C0	15	5
Medicine-Preliminary	1028140P0	3	0
Obstetrics-Gynecology	1028220C0	3	2
Psychiatry	1028400C0	6	2

### Methodist Healthcare Memphis Hosps-TN

Memphis	Code	Quota	Matched
Internal Medicine	2330140C0	6	2

### U Tennessee COM-Chattanooga

Chattanooga	Code	Quota	Matched
Emergency Medicine	1689110C0	7	7
Family Medicine	1689120C0	7	3
Internal Medicine	1689140C0	11	11
Obstetrics-Gynecology	1689220C0	4	4
Orthopaedic Surgery	1689260C0	3	3
Pediatrics	1689320C0	9	9
General Surgery	1689440C0	5	5
Surgery-Preliminary	1689440P0	4	0

### U Tennessee Grad SOM-Knoxville

Knoxville	Code	Quota	Matched
Anesthesiology	1839040C0	10	10
Family Medicine	1839120C0	9	9
Internal Medicine	1839140C0	12	12
Obstetrics-Gynecology	1839220C0	4	4
Pathology	1839300C0	3	3
Radiology-Diagnostic	1839420A0	6	6

# NRMP Program Results 2023 Main Residency Match®

## U Tennessee Grad SOM-Knoxville (Continued)

General Surgery	1839440C0	6	6
Surgery-Preliminary	1839440P0	5	2
Transitional	1839999P0	3	3
Transitional/Radiology	1839999P2	3	3

## U Tennessee Health Sci Ctr-Memphis

Memphis	Code	Quota	Matched
Anesthesiology	1844040C0	2	2
Dermatology	1844080A0	4	4
Emergency Medicine	1844110C0	8	3
Family Med/St Francis	1844120C0	7	5
Family Med/Jackson	1844120C1	11	9
Family Medicine/Rural	1844120C4	2	2
Internal Medicine	1844140C0	20	20
Medicine-Preliminary	1844140P0	10	7
Med-Prelim/Neurology-GME	1844140P1	5	5
Med-Prelim/Radiology	1844140P2	3	3
Med-Prelim/Dermatology	1844140P4	0	0
Med-Prelim/Neurology-COM	1844140P5	3	2
Neurological Surgery	1844160C0	3	3
Neurology	1844180A0	7	7
Neurology	1844180R0	4	4
Child Neurology	1844185C0	2	2
Obstetrics-Gynecology	1844220C0	8	8
Orthopaedic Surgery	1844260C0	8	8
Otolaryngology	1844280C0	4	4
Pathology	1844300C0	3	3
Pediatrics	1844320C0	23	18
Psychiatry	1844400C0	6	6
Radiology-Diagnostic	1844420A1	4	4
Radiology-Diagnostic	1844420R0	1	1
General Surgery	1844440C0	8	8
Surgery-Preliminary	1844440P0	5	0
Medicine-Pediatrics	1844700C0	12	12

## UT Ascension St Thomas-TN

Nashville	Code	Quota	Matched
Emergency Med/Murfreesboro	1699110C0	8	8
Family Med/Murfreesboro	1699120C0	8	6
Internal Med/Midtown	1699140C0	8	8
Med-Prelim/Midtown	1699140P0	2	0
Obstetrics-Gynecology/Midtown	1699220C0	3	3
General Surgery/West	1699440C0	3	3

## Vanderbilt Univ Med Ctr-TN

Nashville	Code	Quota	Matched
Anesthesiology	1702040C0	21	21
Dermatology	1702080A0	5	5
Emergency Medicine	1702110C0	13	13
Internal Medicine	1702140C0	38	38
Int Med/ABIM Research Path	1702140C1	7	7
Medicine-Preliminary	1702140P0	5	5
Neurological Surgery	1702160C0	3	3
Neurology	1702180C0	7	7
Child Neurology	1702185C0	4	4
Obstetrics-Gynecology	1702220C0	6	6
Orthopaedic Surgery	1702260C0	6	6
Otolaryngology	1702280C0	5	5

Otolaryngology/Research	1702280C1	1	1
Pathology	1702300C0	3	3
Pediatrics	1702320C0	26	26
Phys Medicine & Rehab	1702340C0	4	4
Plastic Surgery (Integrated)	1702362C0	2	2
Psychiatry	1702400C0	6	6
Psychiatry/Child Fast Track	1702400C1	3	3
Psychiatry/Research	1702400C2	1	1
Interventional Radiology (Integ)	1702416A0	3	3
Radiology-Diagnostic	1702420A0	6	6
Radiation Oncology	1702430A0	2	2
General Surgery	1702440C0	8	8
Surgery-Preliminary	1702440P0	15	6
Surg-Prelim/Int Radiology	1702440P1	1	1
Surg-Prelim/Ophthalmology	1702440P2	5	5
Medicine-Pediatrics	1702700C0	6	6
Pediatrics-Medical Genetics	1702765C0	1	1

## TEXAS

### Baptist Hosps of Southeast Texas

Beaumont	Code	Quota	Matched
Family Medicine	2312120C0	4	1
Internal Medicine	2312140C0	13	13
Psychiatry	2312400C0	4	4

### Baylor Coll Med-Houston-TX

Houston	Code	Quota	Matched
Anesthesiology	1716040A0	3	3
Anesthesiology	1716040C0	14	14
Anesthesiology	1716040R0	3	3
Dermatology	1716080A0	4	4
Emergency Medicine	1716110C0	14	14
Emergency Medicine/SACM	1716110C1	1	1
Family Med/Comm Hlth Ctr	1716120C0	8	8
Family Med/St Lukes Lufkin	1716120C6	3	1
Internal Medicine	1716140C0	48	48
Internal Medicine/Research	1716140C1	2	2
Internal Medicine/MDACC	1716140C2	5	5
Medicine-Preliminary	1716140P0	4	4
Med-Prelim/Ophthalmology	1716140P1	6	6
Med-Prelim/PM&R	1716140P2	2	2
Med-Prelim/Dermatology	1716140P3	2	2
Neurological Surgery	1716160C0	4	4
Neurology	1716180C0	10	10
Neurology	1716180R0	1	1
Child Neurology/Neuroscience	1716185C0	2	2
Child Neurology	1716185C1	3	3
Neurodevelopmental Disabilities	1716186C0	2	2
Obstetrics-Gynecology	1716220C0	12	12
Orthopaedic Surgery	1716260C0	6	6
Otolaryngology	1716280C0	5	5
Pathology	1716300C0	8	8
Pediatrics	1716320C0	35	35
Pediatrics/Global Health	1716320C1	5	5
Pediatrics/San Antonio	1716320C2	13	13
Peds/Scientist Development Prog	1716320C3	2	2
Peds/PC Leadership Prog	1716320C4	4	4
Phys Medicine & Rehab	1716340A0	8	8
Plastic Surgery (Integrated)	1716362C0	3	3

# NRMP Program Results 2023 Main Residency Match®

## Baylor Coll Med-Houston-TX (Continued)

Psychiatry	1716400C0	13	13
Psychiatry/Research	1716400C1	1	1
Radiology-Diagnostic	1716420A0	8	8
Radiology-Diagnostic/ESIR	1716420A1	4	4
Radiation Oncology	1716430A0	2	2
General Surgery	1716440C0	4	4
General Surgery/Academic	1716440C1	4	4
General Surgery/Global	1716440C2	1	1
General Surgery/Innovation	1716440C3	1	1
Surgery-Preliminary	1716440P0	17	0
Vascular Surgery	1716451C0	1	1
Thoracic Surgery	1716461C0	1	1
Medicine-Pediatrics	1716700C0	9	9
Pediatrics-Medical Genetics	1716765C0	2	1
Medicine-Medical Genetics	1716766C0	1	1

## Baylor S&W All Saints Med Ctr-TX

Fort Worth	Code	Quota	Matched
Emergency Medicine	2259110C0	6	6
Internal Medicine	2259140C0	15	15
Obstetrics-Gynecology	2259220C0	6	6
General Surgery	2259440C0	3	3
Transitional	2259999P0	18	18
Transitional/PM&R	2259999P1	2	2

## Baylor S&W Med Ctr-Round Rock-TX

Round Rock	Code	Quota	Matched
Family Medicine	2318120C0	6	6
Internal Medicine	2318140C0	8	8

## Baylor Scott & White Med Ctr-TX

Temple	Code	Quota	Matched
Anesthesiology	1725040C0	12	12
Anesthesiology	1725040R0	2	2
Dermatology	1725080A0	4	4
Emergency Medicine	1725110C0	14	14
Family Medicine	1725120C0	6	4
Internal Medicine	1725140C0	22	22
Medicine-Preliminary	1725140P0	5	5
Med-Prelim/Radiology	1725140P2	7	7
Med-Prelim/Dermatology	1725140P3	1	1
Neurological Surgery	1725160C0	1	1
Neurology	1725180C0	4	4
Neurology	1725180R0	1	1
Obstetrics-Gynecology	1725220C0	4	4
Orthopaedic Surgery	1725260C0	4	4
Otolaryngology	1725280C0	2	2
Pathology	1725300C0	3	3
Pediatrics	1725320C0	7	4
Plastic Surgery (Integrated)	1725362C0	2	2
Psychiatry	1725400C0	5	5
Radiology-Diagnostic	1725420A0	7	7
General Surgery	1725440C0	6	6

## Baylor Univ Med Ctr-Dallas-TX

Dallas	Code	Quota	Matched
Dermatology	1706080A0	2	2
Emergency Medicine	1706110C0	8	3
Family Medicine	1706120C0	4	4

Internal Medicine	1706140C0	13	13
Medicine-Preliminary	1706140P0	3	3
Obstetrics-Gynecology	1706220C0	5	5
Orthopaedic Surgery	1706260C0	3	3
Pathology	1706300C0	4	4
Phys Medicine & Rehab	1706340A0	3	3
Radiology-Diagnostic	1706420A0	2	2
Radiology-Diagnostic	1706420C0	5	5
General Surgery	1706440C0	9	9
Surgery-Preliminary	1706440P0	4	2

## CHRISTUS Health-TX

Irving	Code	Quota	Matched
Emergency Medicine/Spohn	2116110C0	12	12
Family Medicine/Spohn	2116120C0	14	8
Family Med/Santa Rosa	2116120C1	10	10
Internal Medicine/GSMC	2116140C0	13	13

## Conroe Reg Med Ctr-TX

Conroe	Code	Quota	Matched
Family Medicine	1502120C0	12	12

## DeTar Healthcare System-TX

Victoria	Code	Quota	Matched
Family Medicine	1797120C0	8	6

## Driscoll Childrens Hosp-TX

Corpus Christi	Code	Quota	Matched
Pediatrics	1703320C0	16	16

## HCA Corpus Christi Med Ctr-TX

Corpus Christi	Code	Quota	Matched
Dermatology	2110080R0	1	1
Internal Medicine	2110140C0	6	2

## HCA Houston Healthcare/U Houston-TX

Houston	Code	Quota	Matched
Emergency Medicine	2211110C0	13	7
Family Medicine	2211120C0	6	1
Internal Medicine	2211140C0	25	25
General Surgery	2211440C0	4	4
Transitional/West	2211999P0	13	13
Transitional/Kingwood	2211999P1	13	13

## HCA Las Palmas del Sol Healthcare-TX

El Paso	Code	Quota	Matched
Internal Medicine	2188140C0	15	1
Obstetrics-Gynecology	2188220C0	6	6
Transitional	2188999P0	13	8

## HCA Medical City Healthcare-TX

Dallas	Code	Quota	Matched
Dermatology/Fort Worth	2244080A0	1	1
Emergency Medicine	2244110C0	8	7
Family Medicine/Arlington	2244120C0	18	11
Family Medicine/Fort Worth	2244120C1	6	2
Internal Medicine/Arlington	2244140C0	30	17
Internal Medicine/Fort Worth	2244140C1	10	10
Internal Medicine/Weatherford	2244140C2	8	2
Med-Prelim/Weatherford	2244140P0	12	2
Ob-Gyn/Arlington	2244220C0	5	5
Orthopaedic Surgery	2244260C0	3	3

# NRMP Program Results 2023 Main Residency Match®

## HCA Medical City Healthcare-TX (Continued)

General Surgery/Arlington	2244440C0	7	7
Transitional	2244999P0	12	2

## John Peter Smith Hosp-TX

Fort Worth	Code	Quota	Matched
Emergency Medicine	1711110C0	15	15
Family Medicine	1711120C0	24	24
Obstetrics-Gynecology	1711220C0	4	4
Orthopaedic Surgery	1711260C0	4	4
Psychiatry	1711400C0	10	10
Transitional	1711999P1	12	11

## Lake Granbury Med Ctr-TX

Granbury	Code	Quota	Matched
Osteo Neuromusculo Med	2338275C0	4	2

## Memorial Hermann Hosp-TX

Sugar Land	Code	Quota	Matched
Family Medicine	1785120C0	14	14

## Methodist Health System Dallas-TX

Dallas	Code	Quota	Matched
Family Medicine	1707120C0	6	6
Internal Medicine	1707140C0	13	13
Obstetrics-Gynecology	1707220C0	3	3
General Surgery	1707440C0	3	3
Surgery-Preliminary	1707440P0	3	2

## Methodist Hospital-Houston-TX

Houston	Code	Quota	Matched
Anesthesiology	1167040C0	6	6
Family Medicine	1167120C0	8	8
Internal Medicine	1167140C0	17	17
Neurological Surgery	1167160C0	3	3
Neurology	1167180C0	7	7
Obstetrics-Gynecology	1167220C0	5	5
Orthopaedic Surgery	1167260C0	3	3
Otolaryngology	1167280C0	2	2
Pathology	1167300C0	6	6
Pathology/Clinical	1167300C1	0	0
Radiology-Diagnostic	1167420A0	4	4
General Surgery	1167440C0	6	6
Surgery-Preliminary	1167440P0	2	2
Vascular Surgery	1167451C0	2	2

## Presbyterian Hosp-Dallas-TX

Dallas	Code	Quota	Matched
Internal Medicine	1719140C0	6	6
Medicine-Preliminary	1719140P0	6	6

## St Davids Healthcare GME-TX

Austin	Code	Quota	Matched
Obstetrics-Gynecology	2285220C0	5	5
General Surgery	2285440C0	5	5

## TIGMER-TX

San Antonio	Code	Quota	Matched
Family Medicine/San Antonio	2169120C0	8	8
Family Medicine/Laredo	2169120C1	9	9
Internal Medicine/San Antonio	2169140C0	15	15
Medicine-Primary/Laredo	2169140M0	8	8

Psychiatry	2169400C0	12	12
------------	-----------	----	----

## Texas A&M-Bryan/College Station

Bryan	Code	Quota	Matched
Family Medicine	1713120C0	10	10
Psychiatry	1713400C0	4	4

## Texas Health Resources

Arlington	Code	Quota	Matched
Internal Med/Harris Methodist	2279140C0	10	10
Internal Medicine/HEB Denton	2279140C1	20	20
General Surgery/Harris Methodist	2279440C0	3	3

## Texas Rehab Hosp Fort Worth

Fort Worth	Code	Quota	Matched
Phys Medicine & Rehab	2374340C0	6	6
Phys Medicine & Rehab	2374340R0	6	4

## Texas Tech U Affil-Amarillo

Amarillo	Code	Quota	Matched
Family Medicine	2993120C0	5	5
Internal Medicine	2993140C0	13	13
Obstetrics-Gynecology	2993220C0	3	3
Pediatrics	2993320C0	7	7

## Texas Tech U Affil-El Paso

El Paso	Code	Quota	Matched
Emergency Medicine	1710110C0	12	12
Family Medicine	1710120C0	8	4
Family Medicine/Transmountain	1710120C1	6	6
Internal Medicine	1710140C0	17	17
Internal Med/Transmountain	1710140C2	12	12
Neurology	1710180A0	4	4
Obstetrics-Gynecology	1710220C0	5	5
Pathology	1710300C0	3	3
Pediatrics	1710320C0	12	12
Psychiatry	1710400C0	8	8
Psychiatry/Transmountain	1710400C1	3	3
Radiology-Diagnostic	1710420A0	3	3
General Surgery	1710440C0	4	4
Surgery-Preliminary	1710440P0	3	2

## Texas Tech U Affil-Lubbock

Lubbock	Code	Quota	Matched
Anesthesiology	2973040C0	4	4
Dermatology	2973080A0	3	3
Emergency Medicine	2973110C0	8	8
Family Medicine	2973120C0	11	11
Internal Medicine	2973140C0	14	14
Medicine-Preliminary	2973140P0	2	2
Neurology	2973180C0	3	3
Obstetrics-Gynecology	2973220C0	3	3
Orthopaedic Surgery	2973260C0	4	4
Otolaryngology	2973280C0	1	1
Pediatrics	2973320C0	8	7
Phys Medicine & Rehab	2973340C0	2	2
Phys Medicine & Rehab	2973340R0	2	2
Psychiatry	2973400C0	4	4
Psychiatry/CAP	2973400C1	2	2
General Surgery	2973440C0	5	5
Surgery-Preliminary	2973440P0	5	1

# NRMP Program Results 2023 Main Residency Match®

## Texas Tech U Affil-Permian Basin

Odessa	Code	Quota	Matched
Family Medicine/Odessa	3124120C0	13	13
Family Med/Rural-Ft Stockton	3124120C2	1	1
Family Med/Rural-Sweetwater	3124120C3	1	1
Family Med/Rural-Alpine	3124120C4	1	1
Family Med/Rural-Pecos	3124120C5	1	1
Family Med/Rural-Carlsbad	3124120C6	1	1
Family Med/Rural-Hobbs	3124120C7	1	1
Family Medicine/Midland	3124120C8	3	3
Internal Medicine	3124140C0	14	14
Obstetrics-Gynecology	3124220C0	4	4
Psychiatry	3124400C0	6	6
General Surgery	3124440C1	2	2

## Texoma Med Ctr-TX

Denison	Code	Quota	Matched
Family Medicine	2234120C0	8	3

## U Texas HSC-San Antonio

San Antonio	Code	Quota	Matched
Anesthesiology	1722040C0	15	15
Dermatology	1722080A0	3	3
Emergency Medicine	1722110C0	10	9
Emergency Medicine/Military	1722110C1	2	0
Family Medicine	1722120C0	14	14
Internal Medicine	1722140C0	30	30
Internal Med/Adv IM Skill	1722140C4	4	4
Medicine-Preliminary	1722140P0	5	5
Med-Prelim/Ophthalmology	1722140P4	4	4
Neurological Surgery	1722160C0	1	1
Neurology	1722180C0	8	8
Obstetrics-Gynecology	1722220C0	8	8
Orthopaedic Surgery	1722260C0	7	7
Otolaryngology	1722280C0	2	2
Pathology	1722300C0	4	4
Pediatrics	1722320C0	15	15
Phys Medicine & Rehab	1722340C0	8	8
Psychiatry	1722400C0	12	12
Interventional Radiology (Integ)	1722416A0	2	2
Radiology-Diagnostic	1722420A0	11	11
Radiation Oncology	1722430A0	2	2
General Surgery	1722440C0	7	7
Surgery-Preliminary	1722440P0	9	9
Thoracic Surgery	1722461C0	1	1

## U Texas HSC-Tyler

Tyler	Code	Quota	Matched
Family Medicine	3626120C0	8	8
Family Medicine/Rural	3626120C1	2	2
Family Medicine/Athens	3626120C2	4	0
Internal Medicine/Tyler	3626140C1	20	20
Psychiatry	3626400C0	6	6
Psychiatry/Pittsburg	3626400C1	4	4
General Surgery	3626440C0	3	3
Transitional	3626999P0	12	8

## U Texas MD Anderson Cancer Ctr

Houston	Code	Quota	Matched
Radiation Oncology	1004430A0	6	6

## U Texas Med Branch-Galveston

Galveston	Code	Quota	Matched
Anesthesiology	1714040C0	16	16
Anesthesiology	1714040R0	4	4
Dermatology	1714080A0	6	6
Emergency Medicine	1714110C1	6	6
Family Medicine	1714120C0	12	12
Internal Medicine	1714140C0	28	28
Medicine-Preliminary	1714140P0	6	6
Med-Prelim/Ophthalmology	1714140P4	4	4
Neurological Surgery	1714160C0	1	1
Neurology	1714180C0	6	6
Obstetrics-Gynecology	1714220C0	8	8
Orthopaedic Surgery	1714260C0	5	5
Otolaryngology	1714280C0	3	3
Pathology	1714300C0	5	5
Pediatrics	1714320C0	14	14
Plastic Surgery (Integrated)	1714362C0	4	4
Psychiatry	1714400C0	7	7
Psychiatry/Child Psych	1714400C1	2	2
Interventional Radiology (Integ)	1714416C0	1	1
Radiology-Diagnostic	1714420A0	6	6
Radiation Oncology	1714430A0	1	1
General Surgery	1714440C0	7	7
Surgery-Preliminary	1714440P2	2	2
Vascular Surgery	1714451C0	1	1
Medicine-Prev Med/Aerospace	1714751C0	1	1

## U Texas Med Sch-Houston

Houston	Code	Quota	Matched
Anesthesiology	2923040C0	24	24
Anesthesiology/Research	2923040C1	2	2
Anesthesiology	2923040R0	4	4
Dermatology	2923080A0	7	7
Emergency Medicine	2923110C0	21	21
Family Medicine/HH/LBJ	2923120C0	12	12
Internal Medicine	2923140C0	40	40
Medicine-Preliminary	2923140P0	14	14
Med-Prelim/Radiation Onc	2923140P1	2	2
Neurological Surgery	2923160C0	3	3
Neurology	2923180C0	12	12
Child Neurology	2923185C0	3	3
Obstetrics-Gynecology	2923220C0	12	12
Orthopaedic Surgery	2923260C0	6	6
Otolaryngology	2923280C0	3	3
Pathology	2923300C0	8	8
Pediatrics	2923320C0	24	24
Phys Medicine & Rehab	2923340C0	4	4
Plastic Surgery (Integrated)	2923362C0	2	2
Psychiatry	2923400C0	15	15
Psychiatry/Child Psych	2923400C1	0	0
Psychiatry/Research	2923400C2	2	2
Interventional Radiology (Integ)	2923416A0	3	3
Radiology-Diagnostic	2923420A0	10	10
Radiology-Diagnostic/Funded	2923420A2	1	1
General Surgery	2923440C0	6	6
Surg-Prelim/Non-designated	2923440P0	9	4
Surg-Prelim/OMFS	2923440P2	3	3
Surg-Prelim/Funded	2923440P3	2	2

# NRMP Program Results 2023 Main Residency Match®

## U Texas Med Sch-Houston (Continued)

Vascular Surgery	2923451C0	2	2
Medicine-Pediatrics	2923700C0	8	8
Pediatrics-Medical Genetics	2923765C0	1	1

## U Texas Rio Grande Valley

Harlingen	Code	Quota	Matched
Family Medicine/McAllen Med Ctr	1825120C0	6	6
Family Medicine/Knapp	1825120C2	6	6
Internal Medicine/VBMC-Harlingen	1825140C0	10	10
Internal Medicine/Knapp	1825140C2	12	12
Psychiatry	1825400C0	6	6
General Surgery/Valley Baptist MC	1825440C1	2	2

## U Texas Southwestern Med Sch-Dallas

Dallas	Code	Quota	Matched
Anesthesiology	2835040C0	17	17
Anesthesiology	2835040R0	3	3
Dermatology	2835080A0	8	8
Emergency Medicine	2835110C0	26	26
Family Medicine	2835120C0	14	14
Internal Medicine	2835140C0	53	53
Internal Medicine/PSTP	2835140C3	9	9
Medicine-Preliminary	2835140P0	6	6
Neurological Surgery	2835160C0	3	3
Neurology	2835180C0	11	11
Child Neurology/Neuroscience	2835185C0	0	0
Child Neurology	2835185C1	5	5
Child Neurology	2835185R0	1	0
Neurodevelopmental Disabilities	2835186C0	0	0
Obstetrics-Gynecology	2835220C0	18	18
Orthopaedic Surgery	2835260C0	6	6
Otolaryngology	2835280C0	4	4
Pathology	2835300C0	9	9
Pediatrics	2835320C0	34	34
Pediatrics/PSTP2	2835320C2	0	0
Phys Medicine & Rehab	2835340A0	3	3
Phys Medicine & Rehab	2835340C0	6	6
Phys Medicine & Rehab	2835340R1	1	1
Plastic Surgery (Integrated)	2835362C0	5	5
Psychiatry	2835400C0	11	11
Psychiatry/Research	2835400C2	2	2
Psychiatry/ChildPsych	2835400C3	3	3
Psychiatry/Rural Pub Mental Hlth	2835400C4	2	2
Interventional Radiology (Integ)	2835416A0	3	3
Radiology-Diagnostic	2835420A0	10	10
Radiology-Diag/Research	2835420A1	2	2
Radiation Oncology	2835430A0	4	4
General Surgery	2835440C0	13	13
Surgery-Preliminary	2835440P0	11	6
Surg-Prelim/Rad Research	2835440P3	1	1
Vascular Surgery	2835451C0	1	1
Medicine-Pediatrics	2835700C0	4	4
Medicine-Psychiatry	2835715C0	2	2
Peds/Psych/Child Psych	2835730C0	4	0
Psychiatry-Neurology	2835755C0	1	1

## U Texas at Austin Dell Medical School

Austin	Code	Quota	Matched
Dermatology	1793080A0	4	4
Emergency Medicine	1793110C0	8	8
Family Medicine	1793120C0	7	7
Internal Medicine	1793140C0	17	17
Medicine-Primary	1793140M0	4	4
Medicine-Preliminary	1793140P0	5	5
Neurological Surgery	1793160C0	1	1
Neurology	1793180C0	6	6
Neurology/Ascension	1793180C1	4	4
Child Neurology	1793185C0	2	2
Obstetrics-Gynecology	1793220C0	5	5
Orthopaedic Surgery	1793260C0	4	4
Pediatrics	1793320C0	22	22
Phys Medicine & Rehab	1793340A0	2	2
Psychiatry	1793400C0	11	11
Radiology-Diagnostic	1793420A0	4	4
General Surgery	1793440C0	4	4
Surgery-Preliminary	1793440P0	4	2
Transitional	1793999P0	6	6

## Waco Family Medicine Institute-TX

Waco	Code	Quota	Matched
Family Medicine	1735120C0	12	12

## William Beaumont Army Med Ctr-TX

El Paso	Code	Quota	Matched
Internal Medicine/El Paso VA	1717140C0	3	1
Orthopaedic Surgery	1717260C0	1	1

## UTAH

### Intermountain Med Ctr-UT

Murray	Code	Quota	Matched
Transitional	1729999P0	8	8

### McKay-Dee Hospital Ctr-UT

Ogden	Code	Quota	Matched
Family Medicine	1736120C0	7	7

### University of Utah Health

Salt Lake City	Code	Quota	Matched
Anesthesiology	1732040A0	4	4
Anesthesiology/Trans	1732040C0	5	5
Anesthesiology/IM	1732040C1	5	5
Anesthesiology	1732040R0	2	2
Dermatology	1732080A0	3	3
Dermatology/IM	1732080C0	1	1
Emergency Medicine	1732110C0	12	12
Family Medicine	1732120C0	10	10
Family Med/StARR Research	1732120C1	0	0
Internal Medicine	1732140C0	29	29
Internal Med/Research	1732140C1	0	0
Internal Med/Intl Partnership	1732140C2	4	2
Internal Med/Med-Geri Pathway	1732140C3	1	1
Med-Prelim/Ophthalmology	1732140P1	4	4
Neurological Surgery	1732160C0	3	3
Neurology	1732180C0	8	8
Child Neurology	1732185C0	3	3
Obstetrics-Gynecology	1732220C0	7	7

# NRMP Program Results 2023 Main Residency Match®

## University of Utah Health (Continued)

Orthopaedic Surgery	1732260C0	6	6
Otolaryngology	1732280C0	4	4
Pathology-AP/CP Comb	1732300C0	3	3
Pathology-AP/NP Comb	1732300C3	1	1
Pathology/Physician Scientist	1732300C4	1	1
Pediatrics	1732320C0	23	23
Phys Medicine & Rehab	1732340C0	6	6
Plastic Surgery (Integrated)	1732362C0	3	3
Psychiatry	1732400C0	9	9
Psychiatry/Research	1732400C1	2	2
Psychiatry/Rural Idaho Track	1732400C2	3	3
Interventional Radiology (Integ)	1732416A0	1	1
Radiology-Diagnostic	1732420A0	6	6
Radiology-Diagnostic	1732420C0	2	2
Radiology-Diagnostic	1732420R0	2	2
Radiation Oncology	1732430A0	2	2
General Surgery	1732440C0	6	6
Thoracic Surgery	1732461C0	1	1
Medicine-Pediatrics	1732700C0	3	3
Peds/Psych/Child Psych	1732730C0	3	3
Pediatrics-Medical Genetics	1732765C0	1	1

## Utah HealthCare Inst/St Marks

Salt Lake City	Code	Quota	Matched
Family Medicine	1730120C0	4	4

## Utah Valley Reg Med Ctr

Provo	Code	Quota	Matched
Family Medicine	1215120C0	8	8

## VERMONT

### Univ of Vermont Medical Center

Burlington	Code	Quota	Matched
Anesthesiology	1734040C0	6	6
Dermatology	1734080A0	2	2
Emergency Medicine	1734110C0	6	6
Family Medicine	1734120C0	6	6
Internal Medicine	1734140C0	12	12
Medicine-Primary	1734140M0	3	3
Medicine-Preliminary	1734140P0	1	1
Medicine-Preliminary/FAP	1734140P2	2	2
Neurological Surgery	1734160C0	1	1
Neurology	1734180C0	5	5
Obstetrics-Gynecology	1734220C0	3	3
Orthopaedic Surgery	1734260C0	3	3
Otolaryngology	1734280C0	1	1
Pathology	1734300C0	4	4
Pediatrics	1734320C0	7	7
Psychiatry	1734400C0	3	3
Combined Adult/Child Psych	1734400C1	2	2
Radiology-Diagnostic	1734420A0	6	6
General Surgery	1734440C0	4	4
Surgery-Preliminary	1734440P0	1	0

## VIRGINIA

### Bon Secours Health System-VA

Midlothian	Code	Quota	Matched
Family Medicine/St Francis	2530120C0	8	8

Family Medicine/Blackstone	2530120C1	2	2
----------------------------	-----------	---	---

### Carilion Clinic-Virginia Tech Carilion SOM

Roanoke	Code	Quota	Matched
Dermatology	1748080A0	2	2
Emergency Medicine	1748110C0	12	10
Family Medicine	1748120C0	10	10
Internal Medicine	1748140C0	23	23
Medicine-Preliminary	1748140P0	3	3
Neurological Surgery	1748160C0	1	1
Neurology	1748180C0	3	3
Obstetrics-Gynecology	1748220C0	4	4
Pediatrics	1748320C0	6	6
Plastic Surgery (Integrated)	1748362C0	2	2
Psychiatry	1748400C0	8	8
General Surgery	1748440C0	5	5
Surgery-Preliminary	1748440P0	4	1

### Eastern Virginia Med School

Norfolk	Code	Quota	Matched
Dermatology	2980080A0	2	2
Emergency Medicine	2980110C0	10	10
Family Medicine	2980120C1	16	13
Internal Medicine	2980140C0	13	13
Internal Medicine/Geriatrics	2980140C1	1	1
Medicine-Preliminary	2980140P0	11	11
Obstetrics-Gynecology	2980220C0	5	5
Otolaryngology	2980280C0	3	3
Pediatrics	2980320C0	28	28
Phys Medicine & Rehab	2980340A0	3	3
Plastic Surgery (Integrated)	2980362C0	1	1
Psychiatry	2980400C0	6	6
Radiology-Diagnostic	2980420A0	4	4
Radiology-Diagnostic	2980420R1	1	1
General Surgery	2980440C0	5	5
Vascular Surgery	2980451C0	1	1

### HCA Healthcare LGH-Montgomery/VCOM-VA

Blacksburg	Code	Quota	Matched
Dermatology	2192080A0	2	2
Family Medicine	2192120C0	6	1
Internal Medicine	2192140C0	7	1
Transitional/Dermatology	2192999P0	2	1
Transitional	2192999P1	2	2

### Inova Fairfax Hospital-VA

Falls Church	Code	Quota	Matched
Family Medicine	3199120C0	9	9
Internal Medicine	3199140C0	11	11
Neurological Surgery	3199160C0	1	1
Obstetrics-Gynecology	3199220C0	6	6
Pediatrics	3199320C0	13	13
General Surgery	3199440C0	7	7

### Johnston Memorial Hosp-VA

Abingdon	Code	Quota	Matched
Family Medicine	2178120C0	6	4
Internal Medicine	2178140C0	6	2

# NRMP Program Results 2023 Main Residency Match®

## LewisGale Med Ctr-VA

Salem	Code	Quota	Matched
Emergency Medicine	2129110C0	8	2
Family Medicine	2129120C0	8	4
Internal Medicine	2129140C0	20	7
Psychiatry	2129400C0	7	7
Transitional	2129999P0	15	3

## Liberty Univ COM-VA

Lynchburg	Code	Quota	Matched
Osteo Neuromusculo Med	2204275C0	2	0

## Lynchburg Fam Med Res-VA

Lynchburg	Code	Quota	Matched
Family Medicine	3065120C0	9	9

## Mary Washington Healthcare-VA

Fredericksburg	Code	Quota	Matched
Family Medicine	2347120C0	6	5
Internal Medicine	2347140C0	15	15

## Riverside Reg Med Ctr-VA

Newport News	Code	Quota	Matched
Emergency Medicine	1739110C0	8	6
Family Medicine	1739120C0	13	13
Obstetrics-Gynecology	1739220C0	3	3
Transitional	1739999P0	12	12

## Sovah Health-Danville-VA

Danville	Code	Quota	Matched
Family Medicine	2145120C0	6	5
Internal Medicine	2145140C0	10	10

## University of Virginia

Charlottesville	Code	Quota	Matched
Anesthesiology	1737040A0	2	2
Anesthesiology	1737040C0	14	14
Anesthesiology	1737040R0	2	2
Dermatology	1737080A0	3	3
Emergency Medicine	1737110C0	12	12
Family Medicine	1737120C0	8	5
Internal Medicine	1737140C0	29	29
Internal Medicine/Research	1737140C2	1	1
Medicine-Primary	1737140M0	3	3
Medicine-Preliminary	1737140P0	2	2
Neurological Surgery	1737160C0	3	3
Neurology	1737180C0	6	6
Child Neurology	1737185C0	1	1
Child Neurology	1737185R0	1	0
Obstetrics-Gynecology	1737220C0	5	5
Orthopaedic Surgery/5 Yr	1737260C0	5	5
Otolaryngology	1737280C0	3	3
Pathology	1737300C0	6	6
Pediatrics	1737320C0	11	11
Phys Medicine & Rehab	1737340A0	2	2
Phys Medicine & Rehab	1737340C0	2	2
Plastic Surgery (Integrated)	1737362C0	2	2
Psychiatry	1737400C0	10	10
Interventional Radiology (Integ)	1737416C0	3	3
Radiology-Diagnostic	1737420A0	8	8

Radiation Oncology	1737430A0	1	1
General Surgery	1737440C0	5	5
Surgery-Preliminary	1737440P1	5	5
Thoracic Surgery	1737461C0	1	1

## VCU-Shenandoah Valley-VA

Front Royal	Code	Quota	Matched
Family Medicine	1742120C0	5	3

## Virginia Commonwealth U Hlth Sys

Richmond	Code	Quota	Matched
Anesthesiology	1743040C0	11	11
Anesthesiology	1743040R0	4	4
Dermatology	1743080A0	2	2
Emergency Medicine	1743110C0	12	9
Emergency Medicine/3-yr MD Path	1743110C1	1	1
Internal Medicine	1743140C0	31	31
Internal Medicine/Geriatrics	1743140C3	1	1
Internal Medicine/3-yr MD Path	1743140C4	1	1
Medicine-Preliminary	1743140P0	4	4
Med-Prelim/Neurology	1743140P1	8	8
Med-Prelim/PM&R	1743140P2	4	4
Med-Prelim/Ophthalmology	1743140P3	4	4
Neurological Surgery	1743160C0	2	2
Neurology	1743180A0	8	8
Child Neurology	1743185C0	1	1
Obstetrics-Gynecology	1743220C0	6	6
Orthopaedic Surgery	1743260C0	5	5
Otolaryngology	1743280C0	3	3
Pathology	1743300C0	4	4
Pediatrics	1743320C0	17	17
Phys Medicine & Rehab	1743340A0	6	6
Plastic Surgery (Integrated)	1743362C0	2	2
Psychiatry	1743400C0	11	11
Psychiatry/Research Trk	1743400C1	0	0
Interventional Radiology (Integ)	1743416A0	2	2
Radiology-Diagnostic	1743420A0	7	7
Radiation Oncology	1743430A0	2	2
Rad Onc/Military Funded	1743430R1	1	0
General Surgery	1743440C0	6	6
Surgery-Preliminary	1743440P0	6	4
Vascular Surgery	1743451C0	1	1
Medicine-Pediatrics	1743700C0	4	2
Medicine-Emergency Med	1743705C0	2	2

## Wellmont Health System-VA

Big Stone Gap	Code	Quota	Matched
Family Medicine	2216120C0	6	4
Internal Medicine	2216140C0	9	9

## WASHINGTON

### Central WA Family Med

Yakima	Code	Quota	Matched
Family Medicine	3059120C0	9	7
Family Med/Ellensburg Rural	3059120C1	2	2

### Community Health Care-WA

Tacoma	Code	Quota	Matched
Family Medicine	1731120C0	8	7



# NRMP Program Results 2023 Main Residency Match®

## Elson S Floyd COM WSU-WA

	Code	Quota	Matched
Spokane			
Family Medicine	2276120C0	3	3
Internal Medicine	2276140C0	12	12
Medicine-Preliminary	2276140P0	2	2

## Kadlec Regional Med Ctr-WA

	Code	Quota	Matched
Richland			
Family Medicine	1721120C0	8	8

## Kaiser Permanente Washington

	Code	Quota	Matched
Seattle			
Family Medicine/Capitol Hill	1811120C0	4	4
Family Medicine/Burien	1811120C1	2	2

## Legacy Salmon Creek Med Ctr-WA

	Code	Quota	Matched
Vancouver			
Internal Medicine	2301140C0	12	12

## MultiCare Health System-WA

	Code	Quota	Matched
Tacoma			
Family Medicine/Good Samaritan	1574120C0	6	6
Family Medicine/Omak Rural	1574120C1	2	0
Family Medicine/Tacoma	1574120C2	8	8

## PeaceHealth Southwest Med Ctr-WA

	Code	Quota	Matched
Vancouver			
Family Medicine	1143120C0	8	8

## Providence Sacred Heart Med Ctr-WA

	Code	Quota	Matched
Spokane			
Family Medicine	1758120C0	10	6
Family Med/Rural	1758120C1	2	2
Internal Medicine	1758140C0	10	10
Phys Medicine & Rehab	1758340A0	6	6
Psychiatry	1758400C0	4	4
Transitional	1758999P0	14	14

## Providence St Peter Hospital-WA

	Code	Quota	Matched
Olympia			
Family Medicine	3198120C0	7	3
Family Medicine/Chehalis	3198120C1	3	3
Family Med/Summit Pacific	3198120C2	2	2

## Puyallup Tribal Health Authority-WA

	Code	Quota	Matched
Tacoma			
Family Medicine	2209120C0	4	4

## Sea Mar Community Health Ctrs-WA

	Code	Quota	Matched
Seattle			
Family Medicine	1912120C0	12	12

## Skagit Regional Health-WA

	Code	Quota	Matched
Mount Vernon			
Family Medicine	2159120C0	4	4
Internal Medicine	2159140C0	7	7

## Swedish Med Ctr-WA

	Code	Quota	Matched
Seattle			
Family Med/First Hill	1755120C0	6	6
Family Med/Downtown	1755120C1	3	3
Family Med/Ballard	1755120C2	2	2
Family Med/Cherry Hill	1755120C3	4	4

Family Med/SeaMar	1755120C4	2	2
Family Med/SIHB	1755120C5	2	2
Family Med/Carolyn Downs	1755120C7	2	2
Family Med/ID Clinic	1755120C8	2	2
Family Medicine/Rural	1755120C9	3	3
Obstetrics-Gynecology	1755220C0	6	6
General Surgery	1755440C0	5	5
Surgery-Preliminary	1755440P0	5	2

## Trios Health-WA

	Code	Quota	Matched
Kennewick			
Family Medicine	2167120C0	4	4
Internal Medicine	2167140C0	5	0

## U Washington Affil Hosps

	Code	Quota	Matched
Seattle			
Anesthesiology	1918040A0	1	1
Anesthesiology/Clin Base Yr	1918040C0	22	22
Anesthesiology/Crit Care Comb	1918040C1	2	2
Anesthesiology/Bonica Scholar	1918040C2	2	2
Anesthesiology	1918040R0	1	1
Dermatology	1918080A0	5	5
Emergency Medicine	1918110C0	17	17
Family Medicine	1918120C0	6	6
Family Med/Harborview	1918120C1	2	2
Family Medicine/Chelan Rural	1918120C2	2	2
Internal Medicine	1918140C0	39	39
Medicine-Primary	1918140M0	13	13
Med-Prelim/Ophthalmology	1918140P2	5	5
Neurological Surgery	1918160C0	3	3
Neurology	1918180C0	8	8
Child Neurology	1918185C0	3	3
Child Neurology	1918185R0	2	0
Obstetrics-Gynecology	1918220C0	7	7
Orthopaedic Surgery	1918260C0	8	8
Otolaryngology	1918280C0	3	3
Oto + 2 yrs research	1918280C1	1	1
Pathology-AP & CP	1918300C0	5	5
Pathology-AP only	1918300C1	1	1
Pathology-CP only	1918300C2	1	1
Pathology-AP & NP	1918300C3	1	1
Pediatrics	1918320C0	34	34
Pediatrics/Alaska	1918320C1	4	4
Pediatrics/Research	1918320C2	0	0
Pediatrics/Health Equity	1918320C3	4	4
Phys Medicine & Rehab	1918340A0	8	8
Phys Medicine & Rehab	1918340C0	3	3
Plastic Surgery (Integrated)	1918362C0	5	5
Psychiatry	1918400C0	12	12
Psychiatry/Research	1918400C4	4	4
Psychiatry/UW Montana	1918400C5	3	3
Interventional Radiology (Integ)	1918416A0	3	3
Radiology-Diagnostic	1918420A0	10	10
Radiology-Diagnostic	1918420R1	1	1
Radiation Oncology	1918430A0	3	3
General Surgery	1918440C0	3	3
General Surgery/Research	1918440C1	5	5
Surgery-Preliminary/2 yr	1918440P0	2	1
Surgery-Preliminary/1 yr	1918440P3	13	12
Vascular Surgery	1918451C0	2	2

# NRMP Program Results 2023 Main Residency Match®

## U Washington Affil Hosps (Continued)

Thoracic Surgery	1918461C0	1	1
Pediatrics-Medical Genetics	1918765C0	0	0

## Valley Med Ctr-WA

Renton	Code	Quota	Matched
Family Medicine	3132120C0	8	8

## Virginia Mason Franciscan Health-WA

Seattle	Code	Quota	Matched
Anesthesiology	1756040A0	3	3
Anesthesiology	1756040C0	6	6
Family Medicine	1756120C0	8	8
Internal Medicine	1756140C0	6	6
Internal Medicine/St Josephs	1756140C1	13	13
Medicine-Primary	1756140M0	4	4
Medicine-Preliminary	1756140P0	4	4
Radiology-Diagnostic	1756420A0	1	1
Radiology-Diagnostic	1756420C0	2	2
General Surgery	1756440C0	5	5
General Surgery/St Josephs	1756440C1	2	2
Surgery-Preliminary	1756440P0	6	6
Transitional	1756999P0	5	5

## Yakima Valley Farm Workers Clinic-WA

Toppenish	Code	Quota	Matched
Family Medicine	2168120C0	4	0

## WEST VIRGINIA

### AccessHealth-WV

Beckley	Code	Quota	Matched
Family Medicine	2304120C0	4	4

### Charleston Area Med Ctr-WV

Charleston	Code	Quota	Matched
Emergency Medicine	1902110C0	6	3
Family Medicine	1902120C0	3	0
Family Medicine/GVMC	1902120C1	5	5
Internal Medicine	1902140C0	12	12
Medicine-Preliminary	1902140P0	2	2
Neurology	1902180A0	3	2
Neurology	1902180C0	2	2
Obstetrics-Gynecology	1902220C0	3	3
Osteo Neuromusculo Med	1902275C0	3	1
Pediatrics	1902320C0	7	7
Psychiatry	1902400C0	6	5
General Surgery	1902440C0	4	4
Surgery-Preliminary	1902440P0	2	2
Vascular Surgery	1902451C0	1	1
Medicine-Psychiatry	1902715C0	2	2

### Marshall Community Health-WV

Huntington	Code	Quota	Matched
Family Medicine	2191120C0	4	2
General Surgery/Rural	2191440C0	3	3

### Marshall University SOM-WV

Huntington	Code	Quota	Matched
Family Medicine	3066120C0	8	5
Internal Medicine	3066140C0	16	16
Medicine-Preliminary	3066140P0	9	9

Neurology	3066180C0	4	4
Obstetrics-Gynecology	3066220C0	3	3
Orthopaedic Surgery	3066260C0	4	4
Pediatrics	3066320C0	7	7
Psychiatry	3066400C0	6	6
General Surgery	3066440C0	4	4
Surgery-Preliminary	3066440P0	3	2
Medicine-Pediatrics	3066700C0	2	2

## United Hospital Ctr-WV

Bridgeport	Code	Quota	Matched
Family Medicine	2985120C0	6	4

## West Virginia University SOM

Morgantown	Code	Quota	Matched
Anesthesiology	1837040C0	9	9
Dermatology	1837080A0	2	2
Emergency Medicine	1837110C0	10	10
Family Medicine	1837120C0	2	1
Family Med/Harpers Ferry	1837120C1	5	2
Internal Medicine	1837140C0	22	22
Internal Med/Funded Intl	1837140C1	3	3
Internal Med/Camden Clark	1837140C2	6	6
Neurological Surgery	1837160C0	1	1
Neurology	1837180C0	8	8
Obstetrics-Gynecology	1837220C0	3	3
Orthopaedic Surgery	1837260C0	3	3
Ortho Surgery/Research	1837260C1	1	1
Otolaryngology	1837280C0	3	3
Pathology	1837300C0	4	4
Pediatrics	1837320C0	1	1
Plastic Surgery (Integrated)	1837362C0	1	1
Psychiatry	1837400C0	9	9
Psychiatry/Funded Intl	1837400C1	1	1
Radiology-Diagnostic	1837420A0	6	6
Radiation Oncology	1837430A0	1	0
General Surgery	1837440C0	5	5
Surgery-Preliminary	1837440P1	4	1
Medicine-Pediatrics	1837700C0	4	3
Transitional	1837999P0	13	13
Trans/Dermatology	1837999P2	0	0

## Wheeling Hospital-WV

Wheeling	Code	Quota	Matched
Family Medicine	1770120C0	8	8

## WISCONSIN

### Aurora Health Care/ASMC-WI

Milwaukee	Code	Quota	Matched
Family Med/Lakeland	1787120C1	4	3
Internal Medicine	1787140C0	15	15
Obstetrics-Gynecology	1787220C0	3	3

### Aurora St Lukes Medical Ctr-WI

Millwaukee	Code	Quota	Matched
Family Medicine	1789120C0	12	8
Interventional Radiology (Integ)	1789416C0	1	1
Radiology-Diagnostic	1789420C0	4	4
Transitional	1789999P0	9	9

**Gundersen Lutheran Med Fdn-WI**

La Crosse	Code	Quota	Matched
Family Medicine	1774120C0	6	6
Internal Medicine	1774140C0	8	8
General Surgery	1774440C0	4	4
Transitional	1774999P0	12	12

**Marshfield Clinic-WI**

Marshfield	Code	Quota	Matched
Dermatology	1780080A1	2	2
Internal Medicine	1780140C0	10	10
Pediatrics	1780320C0	6	6
General Surgery	1780440C0	3	3
Medicine-Pediatrics	1780700C0	2	2

**Med Coll Wisconsin Affil Hosps**

Milwaukee	Code	Quota	Matched
Anesthesiology	1784040C0	19	19
Anesthesiology	1784040R0	2	2
Dermatology	1784080A0	5	5
Emergency Medicine	1784110C0	12	12
Fam Med/Froedtert Menomonee Falls	1784120C5	6	2
Fam Med/South Side Milwaukee	1784120C6	6	6
Fam Med/North Side Milwaukee	1784120C7	14	14
Internal Medicine	1784140C0	27	27
Internal Medicine/Geriatrics	1784140C1	2	2
Int Med/Research Path	1784140C2	0	0
Medicine-Primary	1784140M0	1	1
Medicine-Preliminary	1784140P0	11	11
Neurological Surgery	1784160C0	3	3
Neurology	1784180C0	7	7
Child Neurology	1784185C0	2	1
Obstetrics-Gynecology	1784220C0	5	5
Orthopaedic Surgery	1784260C0	5	5
Otolaryngology	1784280C0	4	4
Pathology	1784300C0	4	4
Pediatrics	1784320C0	23	23
Pediatrics-Preliminary	1784320P0	1	1
Phys Medicine & Rehab	1784340A0	6	6
Plastic Surgery (Integrated)	1784362C0	3	3
Psychiatry/Milwaukee	1784400C0	8	8
Psychiatry/Northeastern WI	1784400C1	4	4
Interventional Radiology (Integ)	1784416C0	2	2
Radiology-Diagnostic	1784420A0	7	7
Radiology-Diagnostic	1784420R0	1	1
Radiation Oncology	1784430A0	2	2
General Surgery	1784440C0	7	7
General Surgery/Rural	1784440C1	1	1
Surgery-Preliminary	1784440P0	3	1
Medicine-Pediatrics	1784700C0	6	6
Internal Medicine/Psychiatry	1784715C0	2	2
Pediatrics-Anesthesiology	1784726C0	1	1
Transitional/St Joseph	1784999P0	14	14

**Mercy Health System-WI**

Janesville	Code	Quota	Matched
Family Medicine	3722120C0	7	5
Family Medicine/Rural	3722120C1	2	2

**ProHealth Waukesha Mem Hosp-WI**

Waukesha	Code	Quota	Matched
Family Medicine	2280120C0	6	6

**U Wisconsin Hospital and Clinics**

Madison	Code	Quota	Matched
Anesthesiology	1779040A0	1	1
Anesthesiology	1779040C0	14	14
Dermatology	1779080A0	5	5
Emergency Medicine	1779110C0	13	13
Internal Medicine	1779140C0	30	30
Internal Med/Physician Scientist	1779140C1	0	0
Medicine-Primary	1779140M0	4	4
Med-Prelim/Radiation Onc	1779140P1	1	1
Med-Prelim/Radiology	1779140P2	2	2
Med-Prelim/Ophthalmology	1779140P3	3	3
Neurological Surgery	1779160C0	2	2
Neurology	1779180C0	7	7
Child Neurology	1779185C0	1	1
Obstetrics-Gynecology	1779220C0	6	6
Obstetrics-Gynecology/Rural	1779220C1	1	1
Orthopaedic Surgery	1779260C0	6	6
Otolaryngology	1779280C0	3	3
Pathology/AP and CP	1779300C0	6	6
Pathology/AP-only or CP-only	1779300C1	1	1
Pediatrics	1779320C0	15	15
Phys Medicine & Rehab	1779340A0	3	3
Plastic Surgery (Integrated)	1779362C0	3	3
Psychiatry	1779400C0	10	10
Interventional Radiology (Integ)	1779416A0	1	1
Radiology-Diagnostic	1779420A0	8	8
Radiation Oncology	1779430A0	2	1
General Surgery/Academic	1779440C0	6	6
General Surgery/Community	1779440C1	1	1
Surgery-Preliminary	1779440P3	7	1
Surg-Prelim/Radiology	1779440P4	1	1
Surg-Prelim/Int Radiology	1779440P5	0	0
Vascular Surgery	1779451C0	1	1

**U Wisconsin SOM and Public Health**

Madison	Code	Quota	Matched
Family Med/Madison	3001120C0	16	16
Family Med/Baraboo	3001120C1	2	2

**WiNC GME Consortium-WI**

Wausau	Code	Quota	Matched
Family Medicine/Prevea-Eau Claire	2262120C0	5	5
Family Medicine/Aspirus-Wausau	2262120C2	4	4
Family Med/MCW-Prevea-Green Bay	2262120C3	6	6
Fam Med/MCW-Fox Valley(Appletor	2262120C4	7	7
Psychiatry/MCW (Wausau0	2262400C0	3	3

**WYOMING****Univ of Wyoming-Casper**

Casper	Code	Quota	Matched
Family Medicine	3089120C0	8	4
Family Medicine/Rural	3089120C1	1	1

**Univ of Wyoming-Cheyenne**

Cheyenne	Code	Quota	Matched
Family Medicine	2034120C0	6	6

