

Pediatric Clerkship Syllabus

SIU School of Medicine
St. John's Children's Hospital

Contact Information

Dr. Sheref Unal, Clerkship Director

sunal@siumed.edu

Kelly Pickrell, Nurse Educator

kpickrell@siumed.edu

Keela Gibbs, Clerkship Coordinator

kgibbs86@siumed.edu

Office: 217-545-4396

Cell: 843-329-3800

Cell: 217-741-6253

Office: 217-545-8980

Clerkship office is located on the 3rd floor of St. John's Pavilion, Suite 3A146

Student room is located on the main floor of St. John's Children's Hospital, Suite 2W94, Room 2W87 (Code #-20177)

The 4-week Pediatric clerkship is directed toward all medical students regardless of their specialty focus. It consists of both outpatient and inpatient clinical experiences and includes fundamental material for every medical student to learn prior to graduation. The Goal and Objectives are based on the current COMSEP (The Council on Medical Student Education in Pediatrics) Curriculum outline.

Goal:

- Students will have the basic skills, attitudes, and knowledge to safely and compassionately care for children.

Objectives:

- Gain basic knowledge of growth and development (physical, physiologic and psychosocial) and of its clinical application from birth through adolescence.
- Demonstrate the knowledge necessary for the diagnosis and initial management of common pediatric acute and chronic illnesses.
- Analyze the approach of pediatricians to the health care of children and adolescents.
- Evaluate the influence of family, community and society on the child in health and disease.
- Develop communication skills that will facilitate the clinical interaction with children, adolescents and their families and thus ensure that complete, accurate data are obtained.
- Demonstrate competency in the physical examination of infants, children and adolescents.
- Demonstrate clinical problem-solving skills.
- Develop strategies for health promotion as well as disease and injury prevention.
- Develop the attitudes and professional behaviors appropriate for clinical practice.

Clinical Experiences:

- They will include both outpatient and inpatient experiences where you will spend approximately 6 to 8 hours a day/30 to 40 hours a week clinically submerged.

Schedules

- We use the Google calendar for all of our clerkship scheduling. Keela, the Pediatric Clerkship Coordinator, will give you access to your individualized calendar as well as the Peds Clerkship calendar. Please contact her at kgibbs86@siumed.edu if you have any problems accessing once she has sent an e-mail saying it is available.
- You will be working with a small team of faculty that includes an inpatient physician (in one of three areas: General Inpatient Unit, Pediatric ICU, and Neonatal ICU); a general outpatient pediatrician; and a pediatric specialist or two while you are in Pediatrics. These are randomly assigned and no preferences are given.
- You will not be working weekends or nights during the clerkship. (Yay!) We do, however, utilize the weekends for make-up time should you need it.

Student User Guides

- There is a Student User Guide available for each one of your clinical experiences that is vital to read in preparation for the clerkship. We will provide you access to this information via **Dropbox**. There is a variety of information that faculty members feel is important for your experience with them. Some of the items contained within the Student User Guide include contact information, flow of the day, important articles to read, top diagnoses seen, educational PowerPoints, etc.

'Must-See' Patients for the Pediatric Clerkship

- Must-See Patients are simply a list of patient types you will need to participate in the care of or clinical skills that you will need to perform during your 4-week clerkship.
- At the mid-clerkship meeting, we will be assessing to make sure you have seen the important 'must-see' items listed below during your clinical experience. If you have been unable to see by the mid-point and do not foresee an opportunity during your last few weeks, we will assist in setting up the experience to ensure that you are able before the end of the clerkship. You will need to document what you have seen in the Must-See Documentation Form within the SIU e-pad system by the end of the clerkship.
 1. *Pediatric patient with a Respiratory complaint/distress (participate)*
 2. *Pediatric patient with a GI complaint e.g. constipation (participate)*
 3. *Pediatric patient with a skin complaint e.g. rashes/jaundice (participate)*
 4. *Well child exam (participate)*
 5. *Development screening assessment (perform)*
 6. *Review pediatric immunization schedules (perform)*
 7. *Pediatric ENT Exam (perform)*
 8. *Reflex testing (perform)*





Oral Case Presentations

- During your clinical time and during SIU Attending Work Rounds, you may be asked to present a well-organized synopsis of your patient's clinical status.
- When you are presenting, be sure to have all pertinent data available to you (including HPI, PMH, FMH, Developmental History, vital signs, growth parameters, PE, and lab results).
- You may be asked to present brief, focused oral presentations in clinics also. Faculty will provide you feedback on your performance. A SOAP style presentation will be done on rounds in the pediatric inpatient wards.

Written Documentation

- Writing H&P's and Progress Notes on your patient is good 'medicine'!
- During the clerkship, you are required to turn in 2 of your write-ups (either 1 H&P and 1 Progress Note or 2 of the same).
- Discuss documentation opportunities with your preceptors. This will mainly occur on your inpatient rotations using EPIC, although can be done on outpatient in Touchworks/Athena/Powerchart or even a word document for you to receive feedback.
- We ask that you provide a copy to Kelly and Keela (either a hard copy or e-mail a copy using the words 'Encrypt' in the subject line) of 2 written H&P's/Soaps written by YOU for your clerkship file by the completion of the clerkship. (2 max in any combo.)
- Growth charts are unique to pediatric patients and used for both H&P's and Soap Notes. It would be beneficial to practice this skill as part of your documentation.
- The Clerkship Director will use the required medical student documentation to aid in providing feedback on your final Summative Evaluation.
- Link for Documentation Support: <http://www.siumed.edu/oec/ehr-resources-years-3-4.html>
- See table below for who to direct any EHR questions or concerns.

ELECTRONIC HEALTH RECORD ASSISTANCE INFORMATION: SIUSOM Students

Organization	System(s)	Contact	Deactivation
 SIU MEDICINE	Touchworks Outpatient	Matt Collins: Phone: (217) 545-6963 Email: mcollins86@siumed.edu Location: 801 N. Rutledge Room 3065 For <i>TouchWorks</i> password resets only: SMH 24-hr Help Desk: (217) 788-4357 For all other SIU password resets: SIU Tech Support: (217) 545-4357	Must access, at minimum, every 180 days in order to retain access without interruption.
 Springfield Memorial Hospital	Powerchart Inpatient	Medical Informatics Office: Phone: (217) 757-2288 Location: SMH 701 N. 1 st St. Rooms G156, G104, B149A Hours: 7:30am-5pm M-F For password resets: SMH 24-hr Help Desk: (217) 788-4357	Must access, at minimum, every 90 days in order to retain access without interruption.
 HSHS St. John's Hospital	EPIC Inpatient	Clinical Informatics Lab: Phone: (217) 544-6464 ext. 20-67455 Email: SJS-PIL@hshs.org Location: SJH 800 E. Carpenter St. 1 st Floor near the physicians' lounge For password resets: SJH Help Desk: (217) 544-6464 ext. 20-44980 SC Help Desk: (217) 391-0808	Must access, at minimum, every 90 days in order to retain access without interruption.
 Springfield clinic	Athena Outpatient	*When calling for assistance regarding, you'll be asked the name of your coordinator (Matt Collins) and the year of your program (2 nd , 3 rd , 4 th).	Must access, at minimum, every 45 days in order to retain access without interruption.

Additional EHR resources and policies can be found at:
<http://www.siumed.edu/oec/ehr-electronic-health-record.html>

H&Ps

- You may be asked by your preceptor to complete an H&P on a patient of their choosing. This activity is HIGHLY encouraged by the clerkship team to improve your educational experience.
- Emphasis is on cogent and logical thought – not on a textbook reiteration of the patient's problem or differential diagnoses. Show your rationale for any conclusion reached, labs ordered or treatment given.
- Faculty may choose to provide feedback verbally and/or written.

Progress Notes

- You may be asked to enter a progress note in Epic for each patient(s) you are caring for while on your inpatient rotation. Remember, patients with illnesses of an acute nature may require more than one note each day.
- You may also be asked to enter a progress note on patients you care for in the outpatient setting as well.
- A well written clerkship student note is a great resource for other health care providers.
- When writing your notes, please use the SOAP note format.
- You can print copies of your notes but be sure to dispose of copies appropriately in Confidential Bins.
- Your progress note may be reviewed by your preceptor. Feedback may be provided orally and/or written. Emphasis is on the assessment/plan using the patient's diagnosis and problem list.

Therapeutics

- In Pediatrics, drug doses **MUST** be expressed in mg/kg/day divided by ... (every 8, every 6 hours) for patients weighing less than 40 kg.
- SIU SOM Pediatrics EMPIRIC ANTIBIOTIC RECOMMENDATIONS FOR SELECT INFECTIONS link:
https://www.google.com/url?sa=t&source=web&rct=j&opi=89978449&url=https://www.siumed.edu/sites/default/files/2022-05/SIU%2520Empiric%2520antibiotics%2520for%2520select%2520infections_2022.pdf&ved=2ahUKEwicqKComo2OAXc1ckDHce4Ou4QFnoECBYQAQ&usg=AOvVaw2yBBItBg1Wcpm0rLja2hSK

- Familiarize yourself with the nutritional needs of your patients. Information is available on Dropbox under the folder 'Additional Clinic Info'.

Important Information/Helpful Tips

- Any printed patient information should be discarded appropriately according to HIPPA guidelines. There are confidential information bins at the nurses' stations and in the clerkship office.
- You must contact the clerkship office if you need to be excused from clerkship activities for any reason.
- During the clerkship, you will need to use your time efficiently. Computers in the various clinical settings are available for writing H&Ps, looking up resources, etc. Time management is a skill you will use daily in your practice.
- Do not take food or drinks into patient rooms.
- Your individualized Google calendar has the information for each clinic experience you will attend. If you have any questions regarding your schedule, please contact Keela or Kelly.
- You must take responsibility for planning ahead. For instance, if you review the patient list for an upcoming clinical experience you will have a chance to research the patient's complaints.
- If you are scheduled for a clinic but no patients are scheduled, contact your preceptor to discuss other potential educational opportunities. If there are none, please contact Keela or Kelly to see if another experience is available.
- If you discover one of your clinics has been cancelled, please contact the faculty to discuss possible alternative clinical experiences. If you are unable to contact your preceptors, please let Keela or Kelly know immediately.
- Discuss any potential scheduling conflicts with your preceptor ahead of time and mutually agree upon a solution.
- If your preceptor is not a SIU physician, you should contact them ahead of time to verify what time you should arrive for your first clinic. It is helpful to arrive early the first day so you can become oriented. You will be provided with maps and phone numbers for the clinic sites at orientation.

Educational Resources:

Catalog of Clinical Practice Resources (CPR): <https://www.siumed.edu/oec/cpr-pediatrics>

Includes:

- External Professional Organizations Links
- Pediatrics in Review Reading List
- Podcasts

Dropbox: <https://www.dropbox.com/home>

Includes:

- Orientation Materials
- Student User Guides
- Additional Clinic Information

Educational Sessions:

Brown Bag Lunch Sessions

- Approximately 3-4 times throughout the clerkship, a Brown bag lunch session from 12p-1p will be posted to your Peds Clerkship Google calendar. These sessions are specifically geared for medical students. Attendance is strongly encouraged. Dr. Unal, Dr. Jerry Miller, or Dr. Volle will be hosting.
- You will have an opportunity to share feedback about the clerkship and discuss any questions you have. Potential topics could include:
 - Jeopardy Game (Dr. Unal)
 - Case discussions of pertinent pediatric diagnoses which will aid in the End of the Unit CCX Exam. (Dr. Miller)
 - Population Science and Policy discussions (Dr. Volle)
- All sessions will be group discussions regarding topics that are relevant to your current clinical experiences and are designed to enhance your education through discussion with your peers.

Grand Rounds

- They are held Thursday morning at 8:00a-9:00a in the Women and Children's Clinic Room #1030 Classroom A & B and/or via WebEx if offered; summer hiatus is June - August. You are strongly encouraged to attend unless your preceptor has a scheduled clinical experience for you to participate in. Grand Rounds will be placed on your Pediatric Clerkship Google calendar and an e-mail will be sent out each week with the topic of the upcoming presentation.

Resident Rounds

- They are scheduled for Mondays, Wednesdays, and Fridays at 8:00a-8:30a. Again, participation is encouraged unless your preceptor has a scheduled clinical experience. The location is posted on your Pediatric Clerkship Google calendar. On the last Monday of each month, a Mortality & Morbidity conference will take the place of Resident Rounds from 8:00a-9:00a. You will be notified by e-mail when this occurs.

Pediatric Journal Club

- They are held on the 3rd Tuesday of the month from 8:00a-9:00a. The location is posted on your Pediatric Clerkship Google calendar. A resident will be presenting a journal article of their choosing which will be e-mailed to you prior to the session. Again, you are strongly encouraged to attend and participate.

Feedback:

'On The Fly' Feedback:

- Faculty will provide feedback during all clinical activities using the 'On the Fly Observation' form within the SIU's e-Pad Database. Please be proactive in obtaining daily feedback from your preceptors. We ask that you assign an 'On the Fly' form to all of your preceptors. A list of faculty and resident e-mail addresses are available on Dropbox.
- **An evaluation will be completed by preceptors as often as possible (minimum of 1 a week) to provide immediate feedback throughout the 4-week rotation.** Preceptors are asked to evaluate the student's clinical skills and professional behavior using the 'On the Fly Observation' form. The feedback will be available for students to review electronically at any time on the Student Dashboard within SIU's e-Pad Database.

Documentation/OCF Feedback-

- You will complete an H&P and/or Progress Note on your patients. Be proactive about receiving written and/or verbal feedback on any documentation assigned.
- You will be expected to do oral case presentations throughout the clerkship and should receive verbal and/or written feedback as well.

Mid-Clerkship Meeting Feedback

- You will be scheduled for a Mid-Clerkship Meeting with Dr. Unal at the halfway point. At this meeting, you will discuss your: Areas of Strength/Areas of Improvement; Areas of Interest; 'Must-See' clinical experiences; reflection on where and how medical humanities have come up throughout your pediatrics clerkship; reviewing preceptor 'On the Fly' feedback thus far; and addressing any issues or concerns you may have as well as provide us feedback to better your clerkship experience.

Summative Evaluation

- Three areas of your clerkship performance are assessed:
 - Clinical Skills
 - Professional Behavior
 - CCX Exams
- We ask that the preceptors complete an On the Fly (OTF) Evaluation in SIU's e-Pad Database (<https://siumed.epads.mkmapps.com/#/>) at least once a week. Please assign and send an OTF to everyone you have worked with including residents.

- Your final Summative Evaluation is composed by Dr. Unal using all the OTF feedback obtained. Summative Evaluations are then completed in SIU's e-Pad within six weeks of the clerkship ending. You will receive an e-mail when your final Summative Evaluation has been submitted.
- The Grade Review Process is available on the HIVE at <https://www.siumed.edu/policies/grade-review-process.html#y3>

Pass/Fail

- A pass/fail recommendation will be determined based on the feedback received from the faculty you work with throughout the clerkship, as well as your performance on the end of clerkship CCX exam.

RIME

- Based on narrative comments and clinical skills examination (if applicable), the Clerkship Director will decide at the end of the clerkship whether the student is most consistently performing at the level of a(n):
 - Reporter
 - Interpreter
 - Manager
 - Educator

End of Clerkship CCX Exam

- The practical exam will consist of two CCX cases with standardized patients. Both CCX Cases will contain a Diagnosis Justification (DXJ) to write. You will have two 20-minute SP encounters followed by 60 minutes on the computer.
- For Peds CCX Exams, we are unable to standardized patients under the age of 16 and mannequins are not used. In some cases where the child is under 16, you would obtain a history from a mother and receive a physical exam card for the young child. It is the assumption that the child is with the nurse. Other cases could include a teenager accompanied by a parent.
- The exam schedule will be sent to you via e-mail the week prior to the exam. There will be a required 1-hour CCX Orientation Meeting held prior to the exam.
- CCX exam will primarily be used for formative feedback. Your average overall score for the two CCX cases will be converted into a pass/fail rating. An average greater than or equal to 60% is considered passing. An average of 59% and below is considered failing. Your scores and standardized patient comments will be available to you on the Student Dashboard. You will receive an e-mail letting you know when this information is available.

*Any discussion of CCX exam cases is a violation of the SIU-SOM Honor Code. *

Additional Expectations:

- You should be available through the SYMPLR Clinical Communications Application and/or cell phone throughout the clerkship. We need to be able to reach you! We will send non-urgent changes and updates via e-mail and for urgent matters, we will use SYMPLR or call.
- Check your email and Google calendar at least once a day. We will communicate important non-urgent information with you via email. This may include schedule changes, reminders, and information.
- Wash your hands and clean your stethoscope before, after, and between patients.

Policies & Procedures:

An electronic copy of all policies and procedures are available at the following link via the HIVE:

<https://www.siumed.edu/oec/policies/student-handbook>

Concerns/Issues:

- Please notify Dr. Unal, Kelly, or Keela of any problems that you experience during the course of the clerkship. This includes any pertinent personal/medical concerns of your own or other staff, residents or faculty that you encounter. Please do not wait to address concerns at the end.
- Certainly, if you experience anything that you perceive as abuse – it should be brought to Dr. Unal, Kelly, or Keela's attention immediately. You may also contact the Office of Student Affairs or use the ALERT system. The **ALERT** system is a centralized reporting system for student abuse. It can also be used to

report an incident as well. The QR Code located on your badge and the link is also located on the HIVE. You can also Scan and Save this QR code below.



- Any issues will be dealt with to protect your confidentiality to every degree possible.
- Review standards of conduct policy at <https://www.siumed.edu/oec/policies/student-handbook#sc14>

Conduct and Behavior:

- Please review the conducts and attitudes as well as the honor code located online at: <https://www.siumed.edu/oec/policies/student-handbook#code>.
- Please monitor your conversations! People can overhear patient discussions in the hallways, elevators, and at the nursing desks in the clinic and hospital setting.
- Use your electronic devices professionally.
- Professional behavior is expected throughout the clerkship.
- **Timely Care** is a 24/7 virtual health, self-care, and well-being service provided by SIU to our students for free. Take advantage of using this service by using the QR Code below.

A blue banner with a white QR code on the left. The text "It's for Students." is in large white font, with "FOR FREE." in a white box below it. On the right are Instagram and Twitter social media handles: @timelycare and @timely_care. At the bottom left, it says "©TimelyCare 2023".

Absences:

- If you are ill, you **MUST** notify Dr. Unal before 7am via cell phone number (as listed on the first page). If you need to leave early due to illness, make sure to notify Kelly or Keela.
- If you are positive for COVID, first let the clerkship know of your illness. Then you will need to report your positive results to SIU's Employee Health via SYMPLR Clinical Communications App, paging them at 217-492-2446 with your call back number, or by calling them at 217-545-8970.
- Time-Off Request Form is available at <https://www.siumed.edu/oec/webform/time-request-form.html>. The form is also available on the Year 3 forms webpage. This form is used to submit a request for a planned absence as well as unplanned (illness, family emergency, etc.). Please be sure to complete in a timely manner for either instance. Planned should be submitted 4-weeks in advance and unplanned within 24 hours.
- If you need to be dismissed from a scheduled clerkship event/activity, please contact Dr. Unal, Kelly, or Keela as soon as possible.
- Absences during the clerkship are approved on an individual basis and pre-planned absences need to be made a minimum of 4 weeks in advance. Make-up time may be needed and this will occur on the weekends. Unapproved absences are unacceptable. Please review the Absence Policy at <https://www.siumed.edu/oec/y3/policies/y3-student-absence-policy.html>
- *Specific details regarding Pediatric Clerkship requirements when asking off for conferences are as follows:*
 - Must ask off a minimum of 4 weeks in advance of clerkship (same for all absences).
 - You must be presenting at the conference in order to be granted time off (not just hold an elected position).

- We will need to have proof of your presentation acceptance via e-mail.
- Time off will not always include the entire conference yet will include the day of the presentation and travel time.
- Any time given off for conferences is subject to weekend make-up time.
- All absences are reported to the Office of Student Affairs per Year 3 policy.

Exposure to blood or body fluids/Isolation Patients:

- If you are exposed, DO NOT GO TO THE EMERGENCY ROOM. Immediately notify the Employee Health Nurse either by calling 217-545-8970, paging 217-492-2446, or using the SYMLR Clinical Communications App.
- Prevention: Be careful with medical sharps, use universal precautions and pay close attention to needle safety. Dispose of sharps and needles appropriately.
- If a patient is in isolation read the door card carefully, so you will know what personal protective equipment to utilize.

Dress code:

- The SIU Healthcare clinical dress code guidelines will be observed. Click here for the guidelines- [Dresscode Guidelines - SIU Medicine Intranet](#) to view on SIU's Hive Intranet page.
- Close-toed shoes, socks or hose, and your white coat must be worn at all times. Sleeveless shirts can be worn under lab coats ONLY.

Weather emergency policy:

- Please refer to <https://www.siumed.edu/oec/policies/weather-emergency-policy.html> for specific guidelines on school closings.
- Remember if you do NOT receive an e-mail regarding school closing, you are expected to attend clerkship activities or notify Dr. Unal of your absence.

Important Websites to Bookmark:

- Absence Policy: <https://www.siumed.edu/oec/y3/policies/y3-student-absence-policy.html>
- Catalog of Clinical Practice Resource (CPR): <https://www.siumed.edu/oec/cpr-pediatrics>
- Dropbox: <https://www.dropbox.com/home>
- EHR Assistance: <https://www.siumed.edu/oec/ehr-electronic-health-record>
- Grade Review Process: <https://www.siumed.edu/policies/grade-review-process.html#y3>
- MyProgress e-PAD Help Documents: <https://www.siumed.edu/oec/myprogress-help-documents>
- SIU e-PAD Database: <https://siumed.epads.mkmapps.com/#/>
- SIU SOM Pediatrics EMPIRIC ANTIBIOTIC RECOMMENDATIONS FOR SELECT INFECTIONS: https://www.google.com/url?sa=t&source=web&rct=j&opi=89978449&url=https://www.siumed.edu/sites/default/files/2022-05/SIU%2520Empiric%2520antibiotics%2520for%2520select%2520infections_2022.pdf&ved=2ahUKEwicqKComo2OAXc1ckDHce4Ou4QFnoECBYQAQ&usg=AOvVaw2yBBItBg1Wcpm0rLja2hSK
- SIU Student Handbook: <https://www.siumed.edu/oec/policies/student-handbook>
- SIU Year 3 Resources: <https://www.siumed.edu/oec/y3/year-three-resources>
- SIU Year 3 Forms Page: <https://www.siumed.edu/oec/y3/year-3-forms>
- Time-Off Request Form: <https://www.siumed.edu/oec/webform/time-request-form.html>